VOLUME 10

OTR TIRES

TITAN

TITAN HK 458 (LEFT)
A new, deep-tread, directional, pattern designed to provide greater traction for the most extreme wheel loader conditions

TITAN SM 150 (RIGHT)
Deep tread, solid center and large contact area provide damage resistance and long tread life

VOLUME 10

OTR TIRES

TITAN®

CONTENTS

Intro to OTR Tires

Tire Construction: Radial & Bias 2
Compound/Construction of OTR Tires 3
Dimension Definitions 3
Sidewall Information: Radial & Bias 4
Vehicle/TRA Coding 5
Industry Standards & Tire Selection Chart 6
Pressure Conversions 7
Load Index/Speed Symbol 8
Tire Inflation Guide 10
OTR Product Application Guides 11

Titan OTR Tires 19

Load & Inflation Tables 69

OTR Tire Maintenance

Tire Handling 156
Tire Storage 156
Inflation Pressure 157
Measuring Tread Wear 158

Important Safety Information....S:1

TIRE CONSTRUCTION: RADIAL & BIAS

Radial Ply

Radial ply tires have a casing that consist of steel or nylon cords that run primarily in the radial direction (perpendicular to the tread centerline). They have belts that transfer the load from the casing to the tread and form the footprint.

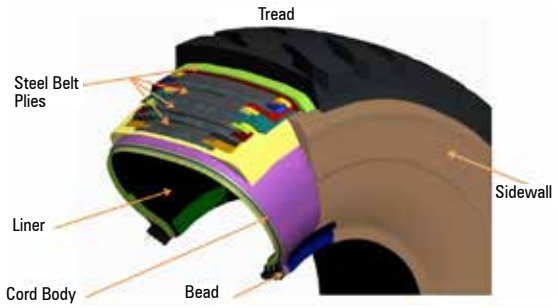

Bias Ply

Bias ply tires have a casing consisting of multiple plies of nylon cords that run at an angle from bead to bead (angled across the tread centerline). They can have breakers that act as protection under the tread.

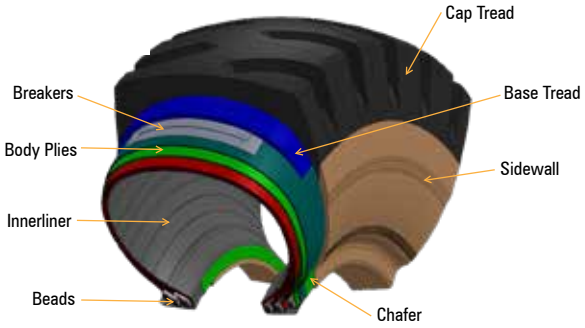

Footprint Profiles

Radial Footprint

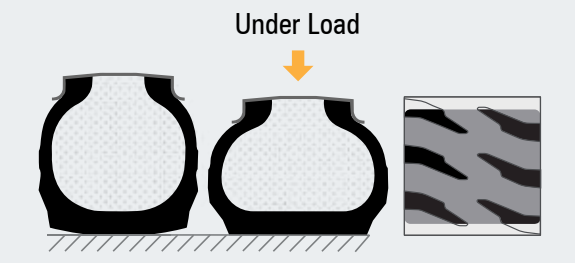

- Radial tire treads and sidewalls work **independently** allowing the footprint to lengthen and widen. Lugs remain stable through the footprint reducing the chance of rutting and minimizing soil compaction.
- Larger area of contact will contribute to less ground bearing pressure.

Bias Footprint

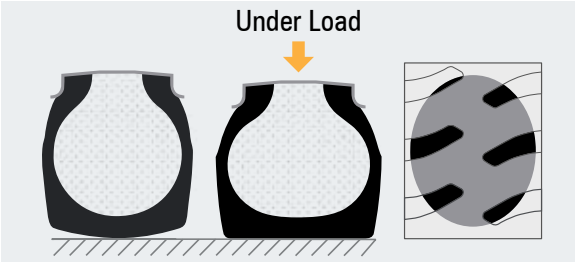

- Bias tire treads and sidewalls work **as one** causing lugs to move and squirm.
- Small area of contact will contribute to higher ground bearing pressure.

Advantages Comparison

Radial vs Bias

Advantages	Tire Design	
	Radial	Bias
Vehicle Steadiness (Stability)		✓
Cut Resistance (Sidewall)		✓
Ride (Comfort)	✓	
Traction	✓	
Wear (Service Life)	✓	
Self-Cleaning (Tread)		✓
Puncture Resistance (Tread)	✓	
Repairability		✓
Higher Speeds	✓	
Longer Distances	✓	
Belt Types: Nylon, Aralon®*, or Steel Belts		✓
Belt Types: Polyester, Aramid, or Steel Belts	✓	

*Aralon® is not a registered trademark of Titan International, Inc.

COMPOUND/CONSTRUCTION OF OTR TIRES

Radial	
Compound Designations	
Ultra Heat Resistant	S
Heat Resistant	H
Wear Resistant (Standard)	W
Cut Resistant	C
Underground Mining	UGM

Construction Description on Siped Tread Designs	
Siped Tread	D, E, G, R, V
Sipeless Tread	2, 4, 5, 7
Poly Belted	Polyester Belt Package
Steel Belted	Steel Belt Package

Bias	
Compound Designations	
Cut/Chip Resistant	VE-420
Wear Resistant on concrete/asphalt	VE-610
Underground Mining	UGM

Construction Description	
Aralon®* Cut Resistant Breakers	CRB
Steel Cushion Armor Breakers	CAB
7x7 Steel Belted Breakers	7x7 Belted
Heavy Duty (additional Steel Breakers)	HD

*Aralon® is not a registered trademark of Titan International, Inc.

DIMENSION DEFINITIONS

Inflated Dimensions

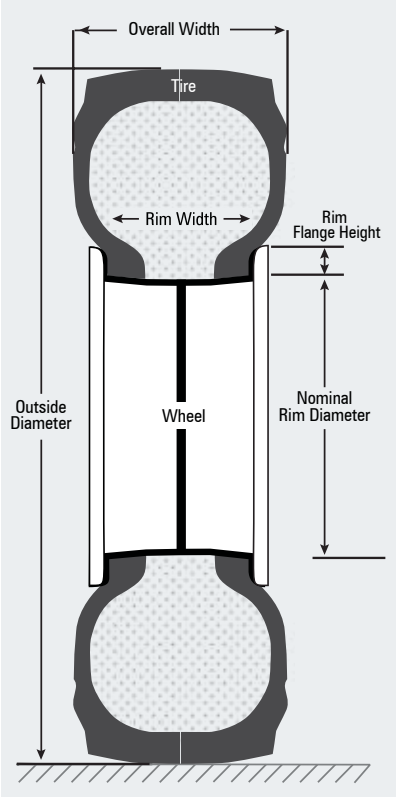

Loaded Dimensions

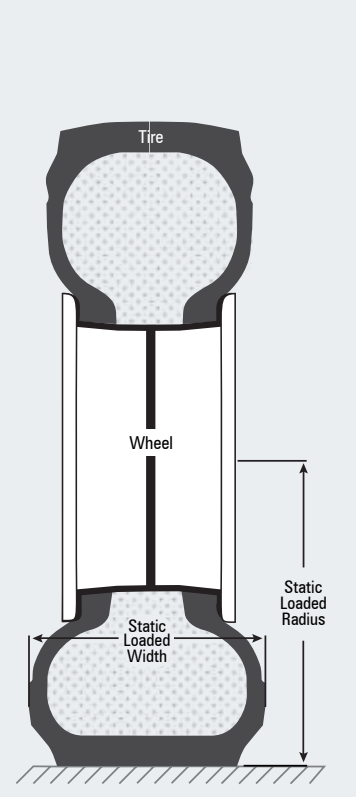

Definitions	
Outside Diameter	Overall outside diameter of tire inflated to rated pressure. Dimension is with no load applied to tire.
Overall Width	Overall outside width of tire inflated to rated pressure. Dimension is with no load applied to tire.
Rim Width	Approved rim width
Rim Flange Height	Approved flange height
Static Loaded Width	Overall outside width of tire at rated load and inflated to rated pressure. Also known as Bulge Width
Static Loaded Radius	Distance from ground to center of the axle at rated load and inflated to rated pressure.
Flat Plate Area	Gross footprint area at rated load and rated pressure.

SIDEWALL INFORMATION: RADIAL & BIAS

Radial Tires

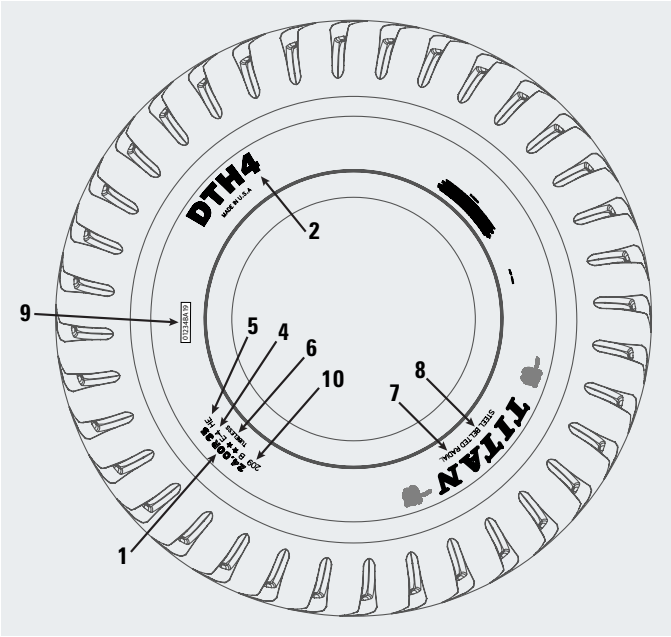

Radial Tires Sidewall Descriptions		
1	Tire Size	24.00R35
2	Tread Design	DTH4
3	Load Rating	--
4	Industry Code	E-4
5	Compound	HE
6	Tubeless / Tube Type	Tubeless
7	Construction	Radial
8	Belt Construction	Steel Belted
9	Individual Tire ID	01234BA19
10	Load/Speed Index	209B

Bias Tires

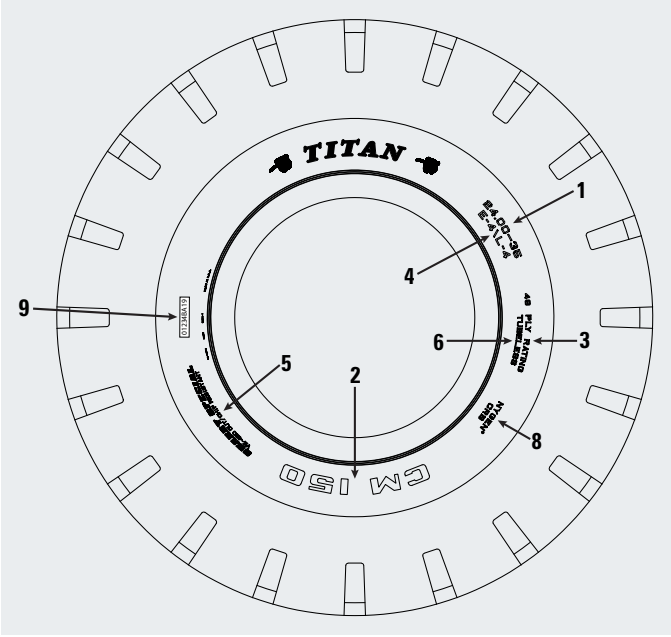

Bias Tires Sidewall Descriptions		
1	Tire Size	24.00-35
2	Tread Design	CM 150
3	Load Rating	48 Ply Rating
4	Industry Code	E-4 / L-4
5	Compound	Quarry Special VE-420
6	Tubeless / Tube Type	Tubeless
7	Construction	--
8	Belt Construction	CRB
9	Individual Tire ID	01234BA19

VEHICLE/TRA CODING

Vehicle Classification with International Coding

	VEHICLE TYPE	CODE	INTERNATIONAL CLASSIFICATION	TREAD DEPTH
OTR TIRES FOR HAULAGE EQUIPMENT				
	Rigid-Frame Dump Truck	**E**	**(Earthmover)**	
		E-1	Rib Regular Tread	100%
		E-2	Traction Regular Tread (Directional)	100%
		E-3	Regular Tread	100%
		E-4	Deep Tread	150%
	Articulated Dump Truck	E-2	Traction Regular Tread (Directional)	100%
		E-3	Regular Tread	100%
	Scraper	E-3	Regular Tread	100%
		E-4	Deep Tread	150%
OTR TIRES FOR OFF-THE-ROAD VEHICLES				
	Wheel Loader	**L**	**(Loader and Dozer)**	
		L-2	Traction Regular Tread (Directional)	100%
		L-3	Regular Tread	100%
		L-4	Deep Tread	150%
	Dozer	L-5	Extra Deep Tread	250%
		L-3S	Smooth Regular Tread	100%
		L-4S	Smooth Deep Tread	150%
		L-5S	Smooth Extra Deep Tread	250%
OTR TIRES FOR GRADERS				
	Grader	**G**	**(Grader)**	
		G-1	Rib Regular Tread	100%
		G-2	Traction Regular Tread (Directional)	100%
		G-3	Regular Tread	100%
		G-4	Deep Tread	150%
OTR TIRES OF INDUSTRIAL VEHICLES				
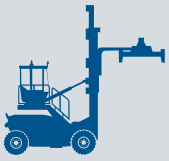	Container Handler	**IND**	**(Industrial Service)**	
		IND-4	Deep Tread	150%
		IND-4S	Smooth Deep Tread	150%
		IND-5	Extra Deep Tread	250%
		IND-5S	Smooth Extra Deep Tread	250%
	Slag Pot Carrier	IND-3	Regular Tread	100%
		IND-4	Deep Tread	150%
	Reach Stacker	IND-4	Deep Tread	150%
		IND-4S	Smooth Deep Tread	150%
		IND-5	Extra Deep Tread	250%
		IND-5S	Smooth Extra Deep Tread	250%
OTR TIRES FOR COMPACTORS				
	Compactor	**C**	**(Compactor)**	
		C-1	Smooth	100%
OTR TIRES FOR PAVERS				
	Paver	E-7	Flotation	100%

INDUSTRY STANDARDS & TIRE SELECTION CHART

TRA Code	Tread Type	Tread Depth	Titan Line	
			Radial	Bias
Earthmover Tires				
E-1	Rib Regular	100%	--	--
E-2	Traction Regular	100%	TGD2	--
E-3	Regular	100%	007 MFT, STL2+, STL3, STTR	CM 100, LCM, ND LCM, SL 100, XG-3
E-4	Deep	150%	007 MFT, DTH4	CM 150, HK 458, ND Super LCM, Super LCM
Loader & Dozer Tires				
L-2	Traction Regular	100%	TGD2, TGL2, TGS2	Loader Dozer II, Lift Rigger, Loader Grader III, Motor Grader HD, Super Grader
L-3	Regular	100%	MXL, STL2+, STL3, STTR	LCM, MXL, ND LCM, SL 100, Super Rigger
L-4	Deep	150%	LDR 150	CH 150, CM 150, HK 458, LD 150, LS 150, ND Super LCM, Super LCM
L-5	Extra Deep	250%	LDR 250s	LD 250, LD 250 Haf-Trac
L-4S	Smooth Deep	150%	--	--
L-5S	Smooth Extra Deep	250%	--	LD 250 Haf-Trac, LD 250 Super Smooth
Grader Tires				
G-2	Traction Regular	100%	TG2, TGL2, TGS2	Loader Grader III, Motor Grader HD, Super Grader, HD 2000 II
G-3	Regular	100%	STTR	--
Industrial Tires				
IND-3	Regular	100%	--	CM 100, ND LCM, SL 100
IND-4	Deep	150%	--	CH 150, CM 150, ND Super LCM, SM 150
IND-5	Extra Dep	250%	--	--
IND-4S	Smooth Deep	150%	--	Super Smooth
IND-5S	Smooth Extra Deep	250%	--	--
Compactor Tires				
C-1	Smooth	100%	--	Road Roller II
Paver Tires				
E-7	Floatation	100%	--	Super Sand Flotation

PRESSURE CONVERSIONS

PSI	kPa	bar
1	10	0.1
2	15	0.15
3	20	0.2
4	25	0.25
5	35	0.35
6	40	0.4
7	45	0.45
8	55	0.55
9	60	0.6
10	70	0.7
11	75	0.75
12	80	0.8
13	90	0.9
14	95	0.95
15	100	1
16	110	1.1
17	120	1.2
18	125	1.25
19	130	1.3
20	140	1.4
21	145	1.45
22	150	1.5
23	160	1.6
24	165	1.65
25	170	1.7
26	180	1.8
27	185	1.85
28	190	1.9
29	200	2
30	210	2.1
31	215	2.15
32	220	2.2
33	230	2.3
34	235	2.35
35	240	2.4
36	250	2.5
37	255	2.55
38	260	2.6
39	270	2.7
40	275	2.75
41	280	2.8
42	290	2.9
43	295	2.95
44	300	3
45	310	3.1
46	320	3.2
47	325	3.25
48	330	3.3
49	340	3.4
50	345	3.45
51	350	3.5
52	360	3.6
53	365	3.65
54	375	3.75

PSI	kPa	bar
55	380	3.8
56	385	3.85
57	390	3.9
58	400	4
59	410	4.1
60	415	4.15
61	420	4.2
62	425	4.25
63	435	4.35
64	440	4.4
65	450	4.5
66	455	4.55
67	460	4.6
68	470	4.7
69	475	4.75
70	480	4.8
71	490	4.9
72	495	4.95
73	500	5
74	510	5.1
75	520	5.2
76	525	5.25
77	530	5.3
78	540	5.4
79	545	5.45
80	550	5.5
81	560	5.6
82	565	5.65
83	575	5.75
84	580	5.8
85	585	5.85
86	590	5.9
87	600	6
88	610	6.1
89	615	6.15
90	620	6.2
91	625	6.25
92	635	6.35
93	640	6.4
94	650	6.5
95	655	6.55
96	660	6.6
97	670	6.7
98	675	6.75
99	680	6.8
100	690	6.9
101	695	6.95
102	700	7
103	710	7.1
104	720	7.2
105	725	7.25
106	730	7.3
107	740	7.4
108	745	7.45

PSI	kPa	bar
109	750	7.5
110	760	7.6
111	765	7.65
112	775	7.75
113	780	7.8
114	785	7.85
115	790	7.9
116	800	8
117	810	8.1
118	815	8.15
119	820	8.2
120	825	8.25
121	835	8.35
122	840	8.4
123	850	8.5
124	855	8.55
125	860	8.6
126	870	8.7
127	875	8.75
128	880	8.8
129	890	8.9
130	900	9
131	905	9.05
132	910	9.1
133	920	9.2
134	925	9.25
135	930	9.3
136	940	9.4
137	945	9.45
138	950	9.5
139	960	9.6
140	965	9.65
141	975	9.75
142	980	9.8
143	985	9.85
144	990	9.9
145	1,000	10

PSI	kPa	bar
5	35	0.35
10	70	0.7
15	100	1
20	140	1.4
25	170	1.7
30	210	2.1
35	240	2.4
40	275	2.75
45	310	3.1
50	345	3.45
55	380	3.8
60	415	4.15
65	450	4.5
70	480	4.8
75	520	5.2
80	550	5.5
85	585	5.85
90	620	6.2
95	655	6.55
100	690	6.9
105	725	7.25
110	760	7.6
115	790	7.9
120	825	8.25
125	860	8.6
130	900	9
135	930	9.3
140	965	9.65
145	1,000	10

LOAD INDEX/SPEED SYMBOL

Index	kg	lbs.	Index	kg	lbs.	Index	kg	lbs.	Index	kg	lbs.
0	45	99	42	150	330	84	500	1100	126	1,700	3,740
1	46.2	102	43	155	340	85	515	1140	127	1,750	3,860
2	47.5	105	44	160	355	86	530	1170	128	1,800	3,960
3	48.7	107	45	165	365	87	545	1200	129	1,850	4,080
4	50	110	46	170	375	88	560	1230	130	1,900	4,180
5	51.5	114	47	175	385	89	580	1280	131	1,950	4,300
6	53	117	48	180	395	90	600	1320	132	2,000	4,400
7	54.5	120	49	185	410	91	615	1360	133	2,060	4,540
8	56	123	50	190	420	92	630	1390	134	2,120	4,680
9	58	128	51	195	430	93	650	1430	135	2,180	4,800
10	60	132	52	200	440	94	670	1480	136	2,240	4,940
11	61.5	136	53	206	455	95	690	1520	137	2,300	5,080
12	63	139	54	212	465	96	710	1570	138	2,360	5,200
13	65	143	55	218	480	97	730	1610	139	2,430	5,360
14	67	148	56	224	495	98	750	1650	140	2,500	5,520
15	69	152	57	230	505	99	775	1710	141	2,575	5,680
16	71	157	58	236	520	100	800	1760	142	2,650	5,840
17	73	161	59	243	535	101	825	1820	143	2,725	6,000
18	75	165	60	250	550	102	850	1870	144	2,800	6,150
19	77.5	170	61	257	565	103	875	1930	145	2,900	6,400
20	80	175	62	265	585	104	900	1980	146	3,000	6,600
21	82.5	180	63	272	600	105	925	2040	147	3,075	6,800
22	85	185	64	280	615	106	950	2090	148	3,150	6,950
23	87.5	195	65	290	640	107	975	2150	149	3,250	7,150
24	90	200	66	300	660	108	1000	2200	150	3,350	7,400
25	92.5	205	67	307	675	109	1030	2270	151	3,450	7,600
26	95	210	68	315	695	110	1060	2340	152	3,550	7,850
27	97.5	215	69	325	715	111	1090	2400	153	3,650	8,050
28	100	220	70	335	740	112	1120	2470	154	3,750	8,250
29	103	225	71	345	760	113	1150	2540	155	3,875	8,550
30	106	235	72	355	785	114	1180	2600	156	4,000	8,800
31	109	240	73	365	805	115	1215	2680	157	4,125	9,100
32	112	245	74	375	825	116	1250	2760	158	4,250	9,350
33	115	255	75	387	855	117	1285	2830	159	4,375	9,650
34	118	260	76	400	880	118	1320	2910	160	4,500	9,900
35	121	265	77	412	910	119	1360	3000	161	4,625	10,200
36	125	275	78	425	935	120	1400	3080	162	4,750	10,500
37	128	280	79	437	965	121	1450	3200	163	4,875	10,700
38	132	290	80	450	990	122	1,500	3,300	164	5,000	11,000
39	136	300	81	462	1020	123	1,550	3,420	165	5,150	11,400
40	140	310	82	475	1050	124	1,600	3,520	166	5,300	11,700
41	145	320	83	487	1070	125	1,650	3,640	167	5,450	12,000

Index	kg	lbs.
168	5,600	12,300
169	5,800	12,800
170	6,000	13,200
171	6,150	13,600
172	6,300	13,900
173	6,500	14,300
174	6,700	14,800
175	6,900	15,200
176	7,100	15,700
177	7,300	16,100
178	7,500	16,500
179	7,750	17,100
180	8,000	17,600
181	8,250	18,200
182	8,500	18,700
183	8,750	19,300
184	9,000	19,800
185	9,250	20,400
186	9,500	20,900
187	9,750	21,500
188	10,000	22,000
189	10,300	22,700
190	10,600	23,400
191	10,900	24,000
192	11,200	24,700
193	11,500	25,400
194	11,800	26,000
195	12,150	26,800
196	12,500	27,600
197	12,850	28,300
198	13,200	29,100
199	13,600	30,000
200	14,000	30,900
201	14,500	32,000
202	15,000	33,100
203	15,500	34,200
204	16,000	35,300
205	16,500	36,400
206	17,000	37,500
207	17,500	38,600
208	18,000	39,700
209	18,500	40,800
210	19,000	41,900
211	19,500	43,000
212	20,000	44,100
213	20,600	45,400

Index	kg	lbs.
214	21,200	46,700
215	21,800	48,100
216	22,400	49,400
217	23,000	50,700
218	23,600	52,000
219	24,300	53,600
220	25,000	55,100
221	25,750	56,800
222	26,500	58,400
223	27,250	60,000
224	28,000	61,500
225	29,000	64,000
226	30,000	66,000
227	30,750	68,000
228	31,500	69,500
229	32,500	71,500
230	33,500	74,000
231	34,500	76,000
232	35,500	78,500
233	36,500	80,500
234	37,500	82,500
235	38,750	85,500
236	40,000	88,000
237	41,250	91,000
238	42,500	93,500
239	43,750	96,500
240	45,000	99,000
241	46,250	102,000
242	47,500	104,500
243	48,750	107,500
244	50,000	110,000
245	51,500	113,500
246	53,000	117,000
247	54,500	120,000
248	56,000	123,500
249	58,000	128,000
250	60,000	132,500
251	61,500	135,500
252	63,000	139,000
253	65,000	143,500
254	67,000	147,500
255	69,000	152,000
256	71,000	156,500
257	73,000	161,000
258	75,000	165,500
259	77,500	171,000

Index	kg	lbs.
260	80,000	176,500
261	82,500	182,000
262	85,000	187,500
263	87,500	193,000
264	90,000	198,500
265	92,500	204,000
266	95,000	209,500
267	97,500	215,000
268	100,000	220,500
269	103,000	227,000
270	106,000	233,500
271	109,000	240,500
272	112,000	247,000
273	115,000	253,500
274	118,000	260,000
275	121,000	267,000
276	125,000	275,500
277	128,500	283,500
278	132,000	291,000
279	136,000	300,000
280	140,000	308,500
281	145,000	319,500
282	150,000	330,500
283	155,000	341,500
284	160,000	352,500
285	165,000	364,000
286	170,000	375,000
287	175,000	386,000
288	180,000	397,000
289	185,000	408,000
290	190,000	419,000
291	195,000	430,000
292	200,000	441,000
293	206,000	454,000
294	212,000	467,500
295	218,000	480,500
296	224,000	494,000
297	230,000	507,000
298	236,000	520,500
299	243,000	535,500
300	250,000	551,000
301	257,500	567,500
302	265,000	584,000
303	272,500	600,500

Speed Symbol		
Symbol	km/h	mph
A1	5	2.5
A2	10	5
A3	15	10
A4	20	12.5
A5	25	15
A6	30	6
A7	35	22.5
A8	40	25
B	50	30
C	60	35
D	65	40
E	70	43
F	80	50
G	90	55
J	100	62
K	110	68
L	120	75
M	130	81
N	140	87
P	150	93
Q	160	99
R	170	106
S	180	112
T	190	118
U	200	124
H	210	130
V	240	149
W	270	168
Y	300	186

TIRE INFLATION GUIDE

Under Inflation

- Insufficient air pressure
- Poor traction, rapid shoulder wear and decreased casing durability



Proper Inflation

- Correct air pressure
- Good traction and wear



Over Inflation

- Excesive air pressure
- Poor traction and rapid wear



*See page 157 in the Tire Maintenance section for more information.

OTR PRODUCT APPLICATION GUIDES

Radial OTR Tire Applications: Earthmover Equipment

Notes:

Radial OTR Tire Applications: Grading Equipment

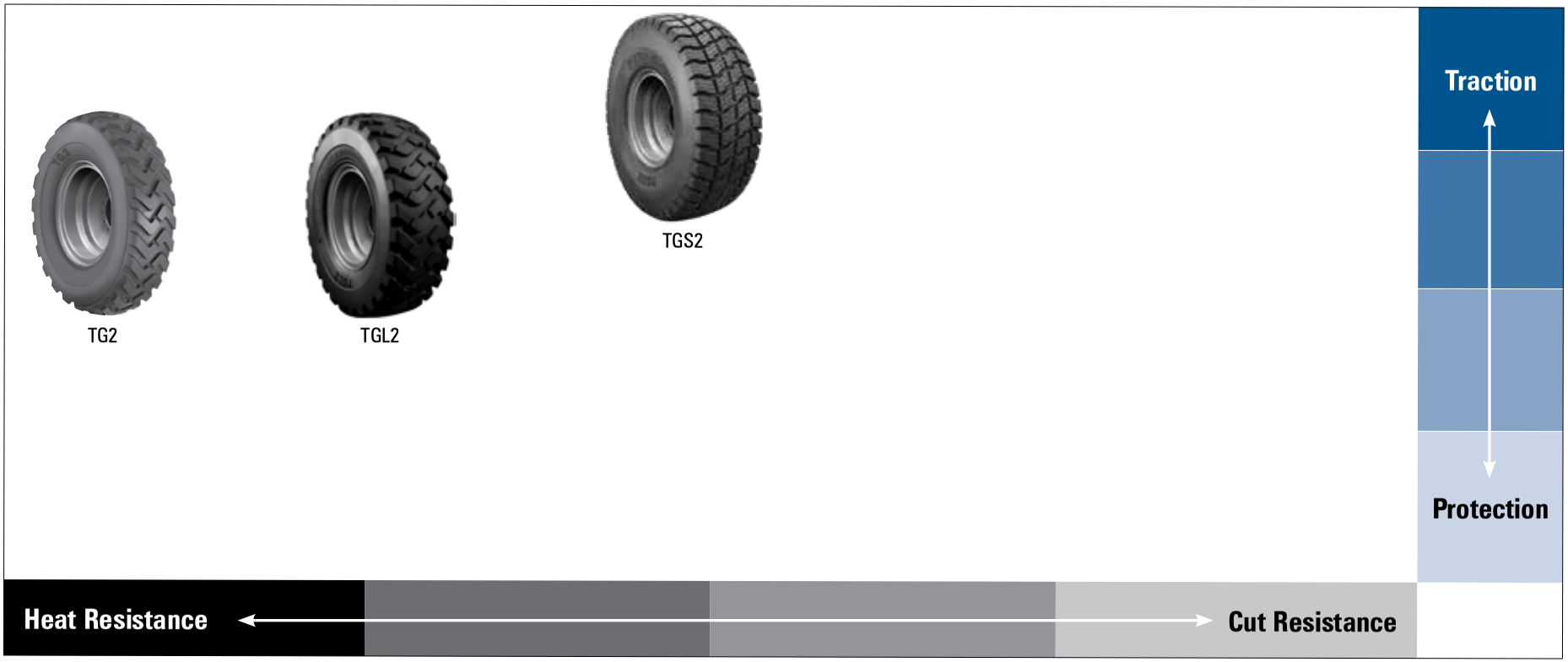

Notes:

Radial OTR Tire Applications: Loader/Dozer Equipment



Notes:

Bias OTR Tire Applications: Earthmover Equipment

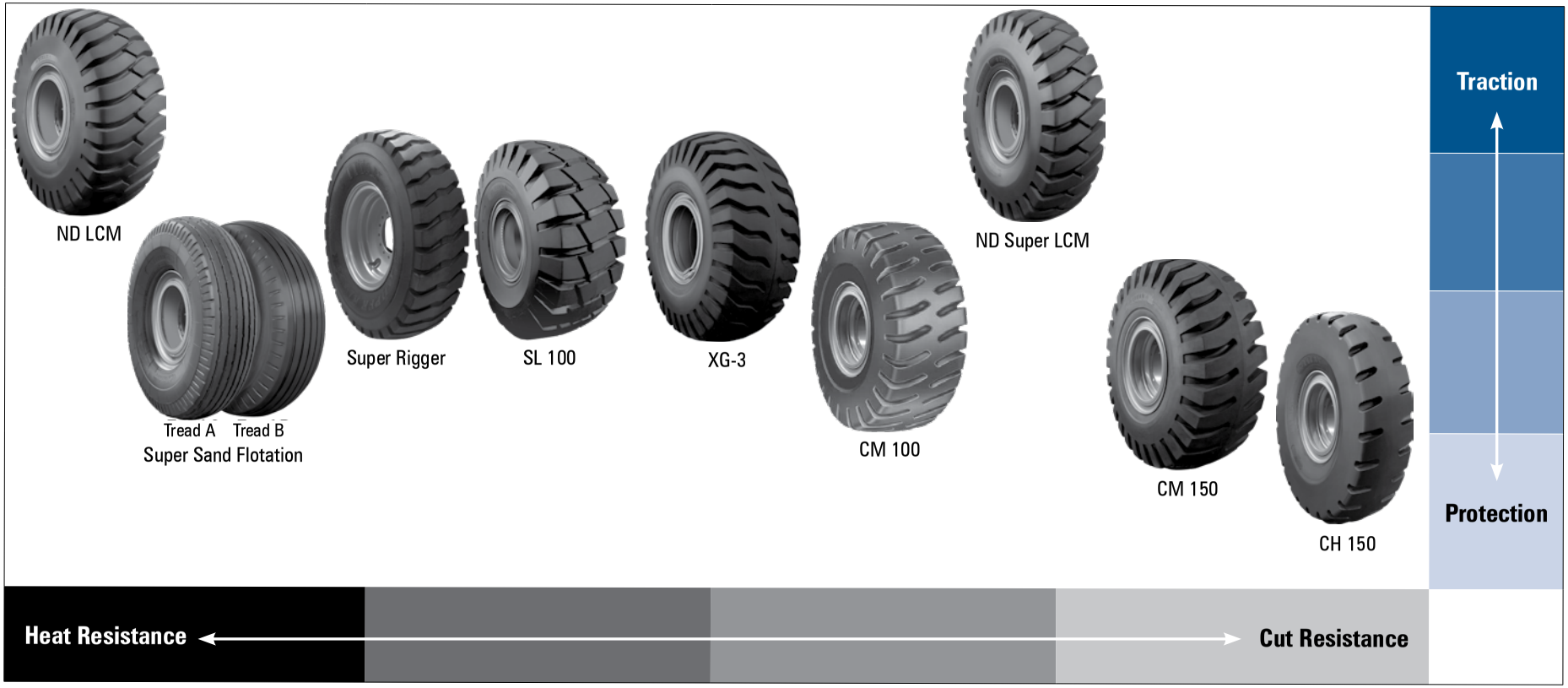

Notes:

Bias OTR Tire Applications: Grading Equipment

Loader Grader III

Motor Grader HD

Super Grader

Traction

Protection

Heat Resistance ← → **Cut Resistance**

Notes:

Bias OTR Tire Applications: Loader/Dozer Equipment

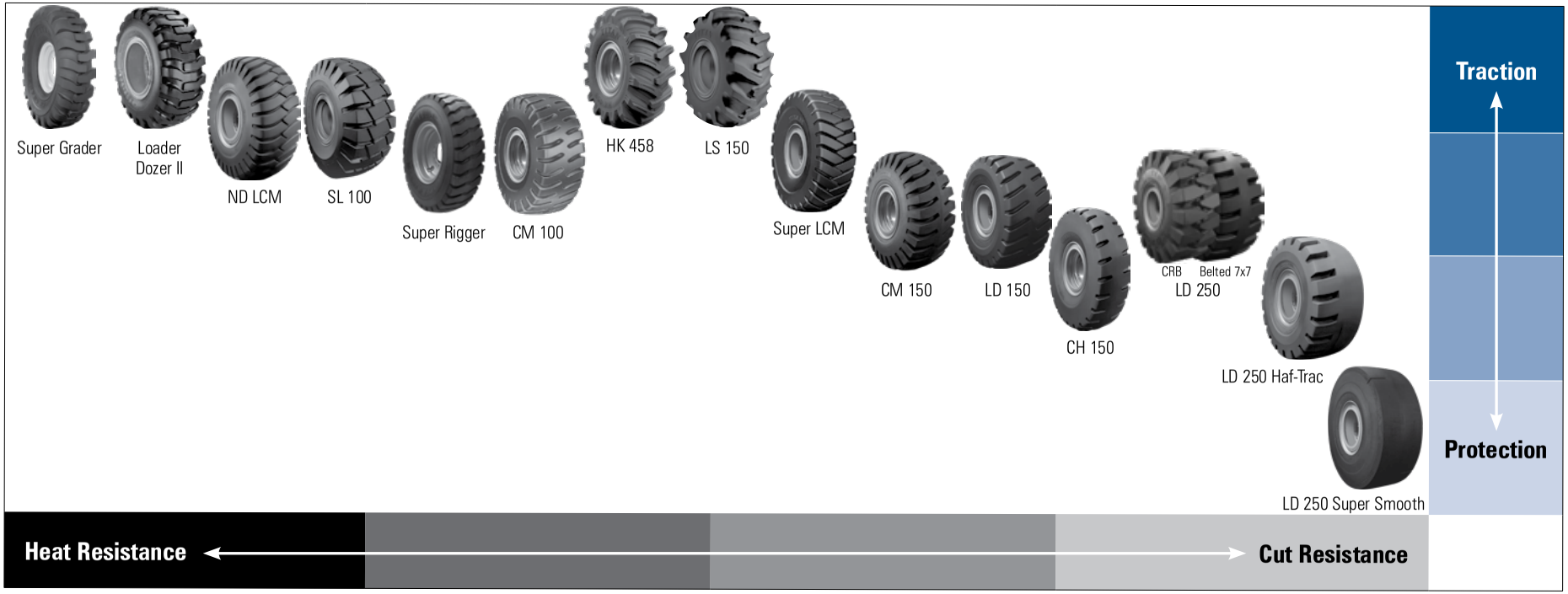

Notes:

Bias OTR Tire Applications: Industrial Equipment

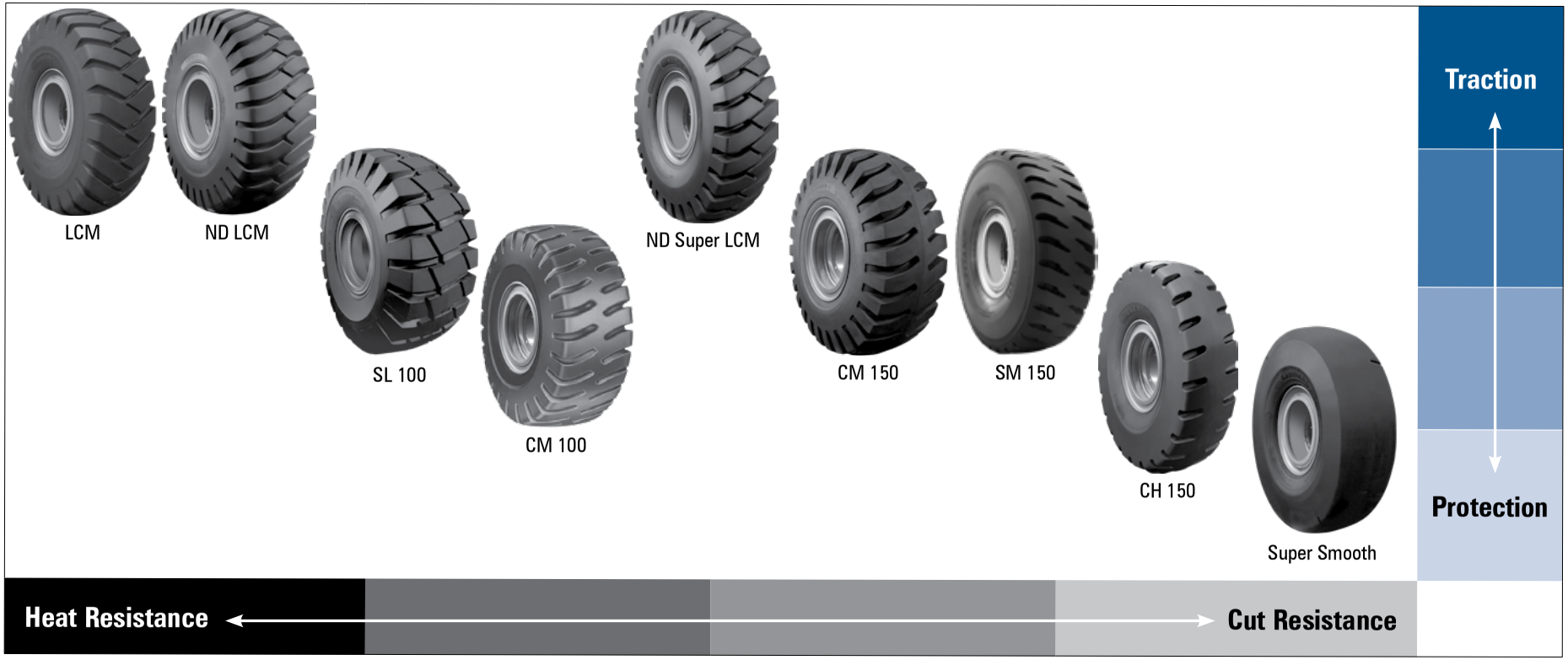

Notes:

V47LB

TITAN OTR TIRES

TITAN®

CASE

TITAN OTR TIRES TABLE OF CONTENTS

Index by Size 22

Tread Patterns 24

Radial OTR

Titan TGD2 (E-2/L-2) 27
Titan TG2 (G-2) 27
Titan TGS2 (SS), (G-2) or (G-2/L-2) 27
Titan TGL2 (G-2/L-2) 28
Titan MXL (L-3) 29
Titan STL2+ (E-3T/L-3T) 30
Titan STTR (G-3/L-3) or (E-3/L-3) 30
Titan STL3 (E-3/L-3) 31
Titan DTH4 (E-4) 32
Titan 007 MFT (E-4) or (E-4+) 32
Titan LDR 150 (L-4) 32
Titan LDR 250 (L-5) 33

Bias Earthmoving

Titan CM 100 (E-3) or (E-3/L-3)* 34
Titan ND LCM (E-3), (L-3), or (E-3/L-3)* 34
Titan SL 100 (E-3) or (E-3/L-3)* 35
Titan Super Rigger (E-3/L-3) 35
Titan XG-3 (E-3)* 36
Titan CH 150 (E-4/L-4)* 36
Titan CM 150 (E-4) or (E-4/L-4) 36
Titan Quarry Special (E-4) or (E-4/L-4)* 37
Titan HK 458 (E-4/L-4) 38
Titan ND Super LCM (E-4) or (E-4/L-4) 38
Titan Super Sand Flotation (E-7) 38

Bias Grader

Titan Lift Rigger (G-2) 39
Titan Motor Grader HD (G-2) 39
Titan Super Grader (G-2/L-2) 39
Titan Loader Grader III (G-2) 40

Bias Loader-Dozer

Titan Loader Dozer II (L-2) 41
Titan Super Grader (G-2/L-2) 41
Titan CM 100 (E-3/L-3)* 41
Titan SL 100 (E-3/L-3)* 42
Titan ND LCM (L-3) or (E-3/L-3)* 42
Titan Super Rigger (E-3/L-3) 43
Titan CH 150 (E-4/L-4) 43
Titan CM 150 (E-4/L-4)* 44
Titan Quarry Special (E-4/L-4)* 44
Titan Super LCM (L-4) 44
Titan LD 150 (L-4)* 45
Titan HK 458 (E-4/L-4) 46
Titan HK 458 Tire Development 47
Titan LS 150 (L-4T) 48
Titan LD 250 (L-5)* 48
Titan LD 250 Haf-Trac (L-5/L-5S) 48
Titan LD 250 Super Smooth (L-5S)* 49

Bias Industrial

Titan LCM (L-3) 50
Titan CM 100 (E-3/L-3)* 50
Titan ND LCM (L-3), (E-3/L-3), or (IND-3)* 51
Titan CH 150 (E-4/L-4) 51
Titan CM 150 (E-4/L-4)* 52
Titan Quarry Special (E-4/L-4)* 52
Titan SM 150 (IND-4)* 53
Titan ND Super LCM (E-4/L-4) 54
Titan Super Smooth (L-4S) 54

Bias UGM

Titan LD 250 Super Smooth UGM (L-5S)* 55

Bias Forestry

Goodyear Logger Lug III (LS-2) 56
Goodyear Logger Lug III Flotation (HF-3+) or (HF-4) 56
Goodyear Logger Lug III HD (LS-2) 57

Bias Compactor

Titan Road Roller II (C-1) 58

Backhoe

Goodyear IT515 HS (R-4) 59
Goodyear IT520 Radial (R-4) 59
Goodyear IT525 (R-4) 60
Goodyear IT530 Radial (R-4) 61
Titan Industrial Tractor Lug (R-4) 61
Goodyear Laborer (F-3) 62
Goodyear Sure Grip Lug (I-3) 62
Titan Contractor (F-3) 62
Titan Contractor-T (I-3) 63
Titan Contractor II (I-3) 63
Titan Contractor FWD (SS) 63

Skid Steer

Titan Sure Grip Loader (SS) 64
Titan TI422 (I-3) 64
Titan Trac-Loader Chevron (SS) 64
Titan LSW G9A (SS) 65
Titan HD 1000 (SS) 65
Titan HD 2000 (SS) 65
Titan HD 2000 II (SS) 66
Titan Ultimate (SS) 67
Titan H/E (SS) 67

*Aralon® is not a registered trademark of Titan International, Inc.

TITAN OTR TIRES INDEX BY SIZE

RADIAL

Rim Diam.	Tire Size	Tread Pattern	Pg.
546mm	LSW305-546NHS	LSW G9A (SS)	65
18"	340/80R18IND	*IT520 (R-4)	59
24"	14.00R24TG	TG2 (G-2)	27
24"	14.00R24TG	TGS2 (G-2)	27
24"	460/70R24IND	*IT520 (R-4)	59
24"	500/70R24	*IT530 (R-4)	61
24"	500/70R24IND	*IT520 (R-4)	59
24"	540/70R24	*IT530 (R-4)	61
25"	17.5R25	STTR (G-3/L-3)	30
25"	17.5R25	TGL2 (G-2/L-2)	28
25"	17.5R25	TGS2 (G-2/L-2)	27
25"	17.5R25	MXL (L-3)	29
25"	20.5R25	STL3 (E-3/L-3)	31
25"	20.5R25	STTR (E-3/L-3)	30
25"	20.5R25	TGD2 (E-2/L-2)	27
25"	20.5R25	MXL (L-3)	29
25"	23.5R25	STL3 (E-3/L-3)	31
25"	23.5R25	MXL (L-3)	29
25"	26.5R25	STL2+ (E-3T/L-3T)	30
25"	26.5R25	STL3 (E-3/L-3)	31
25"	29.5R25	STL2+ (E-3T/L-3T)	30
25"	29.5R25	STL3 (E-3/L-3)	31
25"	750/65R25	STL3 (E-3/L-3)	31
29"	29.5R29	LDR 250 (L-5)	33
29"	875/65R29	STL3 (E-3/L-3)	31
33"	35/65R33	LDR 250 (L-5)	33
35"	24.00R35	DTH4 (E-4)	32
45"	45/65R45	LDR 250 (L-5)	33
49"	27.00R49	007 MFT (E-4)	32
51"	33.00R51	007 MFT (E-4)	32
51"	50/65R51	LDR 250 (L-5)	33
57"	37.00R57	007 MFT (E-4+)	32
57"	40.00R57	007 MFT (E-4)	32
57"	46/90R57	007 MFT (E-4)	32
57"	50/80R57	007 MFT (E-4)	32
63"	58/80R63	LDR 150 (L-4)	32

BIAS

Rim Diam.	Tire Size	Tread Pattern	Pg.
15"	7.00-15SS	Trac Loader Chevron (SS)	64
15"	7.50-15NHS	Road Roller II (C-1)	58
15"	8.5/90-15K	Road Roller II (C-1)	58
15"	11L-15SL	*Laborer (F-3)	62
16"	11L-16SL	Contractor (F-3)	62
16"	11L-16SL	*Laborer (F-3)	62
16.1"	14.5/75-16.1SL	Contractor (F-3)	62
16.1"	14.5/75-16.1SL	*Laborer (F-3)	62
16.5"	10-16.5NHS	HD 1000 (SS)	65
16.5"	10-16.5NHS	HD 2000 (SS)	65
16.5"	10-16.5NHS	HD 2000 II (SS)	66
16.5"	10-16.5NHS	Ultimate (SS)	67
16.5"	10-16.5NHS	H/E (SS)	67
16.5"	12-16.5NHS	HD 1000 (SS)	65
16.5"	12-16.5NHS	Contractor FWD (SS)	63
16.5"	12-16.5NHS	HD 2000 (SS)	65

*Goodyear Farm Tires Product Line

BIAS

Rim Diam.	Tire Size	Tread Pattern	Pg.
16.5"	12-16.5NHS	HD 2000 II (SS)	66
16.5"	12-16.5NHS	TGS2 (SS)	27
16.5"	12-16.5NHS	Ultimate (SS)	67
16.5"	12-16.5NHS	H/E (SS)	67
16.5"	31x15.50-16.5	HD 2000 II (SS)	66
16.5"	33x15.50-16.5	HD 2000 II (SS)	66
17"	480/45-17	Contractor (F-3)	62
17.5"	14-17.5NHS	Contractor FWD (SS)	63
17.5"	14-17.5NHS	HD 2000 (SS)	65
17.5"	14-17.5NHS	H/E (SS)	67
17.5"	14-17.5NHS	HD 2000 (SS)	65
17.5"	14-17.5NHS	HD 2000 II (SS)	66
17.5"	14-17.5NHS	Ultimate (SS)	67
18"	10.5/80-18	Contractor-T (I-3)	63
18"	12.5/80-18	Contractor-T (I-3)	63
18"	12.5/80-18	Contractor II (I-3)	63
18"	12.5/80-18	*Sure Grip Lug (I-3)	62
18"	12.5/80-18NHS	TI422 (I-3)	64
19.5"	15-19.5NHS	Contractor FWD (SS)	63
19.5"	15-19.5NHS	*Sure Grip Loader (SS)	64
19.5"	15-19.5NHS	HD 2000 (SS)	65
24"	12.00-24NHS	LD 250 Super Smooth UGM (L-5S)	55
24"	13.00-24TG	Loader Grader III (G-2)	40
24"	13.00-24TG	Motor Grader HD (G-2)	39
24"	13.00-24TG	Super Rigger (E-3/L-3)	35, 43
24"	14.00-24TG	Motor Grader HD (G-2)	39
24"	14.00-24TG	Super Rigger (E-3/L-3)	35, 43
24"	14.00-24TG	Loader Grader III (G-2)	40
24"	14.00-24TG	Lift Rigger (G-2)	39
24"	14.9-24	Industrial Tractor Lug (R-4)	61
24"	16.00-24DT	Super Sand Flotation (E-7)	38
24"	16.00-24TG	Super Grader (G-2/L-2)	39, 41
24"	16.9-24	*IT525 (R-4)	60
24"	16.9-24	Industrial Tractor Lug (R-4)	61
24"	17.5L-24	Industrial Tractor Lug (R-4)	61
24"	18.4-24	*IT525 (R-4)	60
24"	18.4-24	Industrial Tractor Lug (R-4)	61
24"	19.5L-24	*IT525 (R-4)	60
24"	19.5L-24	Industrial Tractor Lug (R-4)	61
24"	19.5L-24	*IT515 HS (R-4)	59
24"	21L-24	*IT525 (R-4)	60
24"	21L-24	Industrial Tractor Lug (R-4)	61
24"	420/70-24	Industrial Tractor Lug (R-4)	61
25"	14.00-25TG	Super Rigger (E-3/L-3)	35, 43
25"	15.5-25	Loader Dozer II (L-2)	41
25"	16.00-25	ND LCM (L-3)	42, 51
25"	16.00-25	Super LCM (L-4)	44
25"	17.5-25	Loader Dozer II (L-2)	41
25"	18.00-25	ND LCM (E-3)	34
25"	18.00-25	CH 150 (E-4/L-4)	36, 43, 51
25"	18.00-25	ND Super LCM (E-4), (E-4/L-4)	38, 54
25"	18.00-25	LD 250 Super Smooth UGM (L-5S)	55
25"	18.00-25	Super Smooth (L-4S)	54
25"	18.00-25DT	Super Sand Flotation (E-7)	38
25"	20.5-25	HK 458 (E-4/L-4)	38, 46
25"	20.5-25	Loader Dozer II (L-2)	41
25"	20.5-25	ND LCM (E-3/L-3)	34, 42, 51

BIAS			
Rim Diam.	Tire Size	Tread Pattern	Pg.
25"	20.5-25	LD 250 (L-5)	48
25"	20.5-25	Loader Dozer II (L-2)	41
25"	21.00-25	LCM (L-3)	50
25"	23.5-25	HK 458 (E-4/L-4)	38, 46
25"	23.5-25	ND LCM (E-3/L-3)	34, 42, 51
25"	23.5-25	LD 250 (L-5)	48
25"	23.5-25	Loader Dozer II (L-2)	41
25"	23.5-25	LD 150 (L-4)	45
25"	23.5-25	LD 250 Super Smooth (L-5S)	49
25"	26.5-25	ND LCM (E-3/L-3)	34, 42, 51
25"	26.5-25	LD 250 (L-5)	48
25"	26.5-25	LD 250 Super Smooth (L-5S)	49
25"	26.5-25	LD 250 Super Smooth UGM (L-5S)	55
25"	29.5-25	ND LCM (E-3/L-3)	34, 42, 51
25"	29.5-25	LD 150 (L-4)	47
25"	29.5-25	LD 250 (L-5)	48
25"	29.5-25	LD 250 Super Smooth (L-5S)	49
25"	29.5-25	LD 250 Super Smooth UGM (L-5S)	55
25"	66x43.00-25NHS	*Logger Lug III Flotation (HF-4)	56
25"	67x34.00-25NHS	*Logger Lug III Flotation (HF-4)	56
25"	725/70-25	LS 150 (L-4T)	48
26"	18.4-26	Industrial Tractor Lug (R-4)	61
26"	23.1-26	*Logger Lug III (LS-2)	56
26"	28L-26	*Logger Lug III HD (LS-2)	57
26"	66x43.00-26NHS	*Logger Lug III Flotation (HF-4)	56
26"	67x34.00-26NHS	*Logger Lug III Flotation (HF-4)	56
28"	16.9-28	*IT525 (R-4)	60
28"	18.4-28	Industrial Tractor Lug (R-4)	61
28"	21L-28	*IT525 (R-4)	60
29"	29.5-29	ND LCM (E-3/L-3)	34, 42, 51
29"	29.5-29	LD 250 Super Smooth UGM (L-5S)	55
29"	33.25-29	SL 100 (E-3/L-3)	35, 42
32"	24.5-32	*Logger Lug III (LS-2)	56
32"	30.5L-32	*Logger Lug III HD (LS-2)	57
32"	DH35.5L-32	*Logger Lug III HD (LS-2)	57

BIAS			
Rim Diam.	Tire Size	Tread Pattern	Pg.
32"	DH73x44.00-32	*Logger Lug III Flotation (HF-3+)	56
32"	DH73x50.00-32	*Logger Lug III Flotation (HF-3+)	56
33"	18.00-33	Quarry Special (E-4)	37
33"	18.00-33	CM 150 (E-4/L-4)	36, 52
33"	18.00-33	Super Smooth (L-4S)	54
33"	33.5-33	ND LCM (E-3)	35
33"	33.5-33	ND LCM (IND-3)	51
33"	35/65-33	LD 150 (L-4)	45
33"	35/65-33	LD 250 (L-5)	48
33"	35/65-33	LD 250 Haf-Trac (L-5/L-5S)	48
33"	35/65-33	LD 250 Super Smooth (L-5S)	49
33"	35/65-33	LD 250 Super Smooth UGM (L-5S)	55
33"	37.5-33	ND LCM (E-3/L-3)	35, 42, 51
35"	21.00-35	Quarry Special (E-4/L-4)	37, 44, 52
35"	24.00-35	Quarry Special (E-4/L-4)	37, 44, 52
35"	29.5-35	ND LCM (E-3)	34
35"	33.25-35	CM 150 (E-4), (E-4/L-4)	36, 44, 52
35"	33.25-35	ND LCM (E-3/L-3)	35, 42, 51
35"	37.25-35	CM 150 (E-4)	36
35"	37.25-35	SL 100 (E-3)	35
35"	37.25-35	XG-3 (E-3)	36
35"	37.25-35	CM 150 (IND-4)	52
39"	37.5-39	CM 100 (E-3), (E-3/L-3)	34, 41, 50
39"	40/65-39	LD 250 (L-5)	48
39"	41.25/70-39	LD 250 (L-5)	48
39"	41.25/70-39	LD 250 Super Smooth (L-5S)	49
45"	45/65-45	LD 250 (L-5)	48
45"	45/65-45	LD 250 Super Smooth (L-5S)	49
49"	24.00-49	Quarry Special (E-4/L-4)	37, 44, 52
49"	27.00-49	Quarry Special (E-4/L-4)	37, 44, 52
51"	30.00-51	Quarry Special (E-4/L-4)	37, 44, 52
51"	33.00-51	Quarry Special (E-4), (E-4/L-4)	37, 44, 52
51"	36.00-51	Quarry Special (E-4/L-4)	37, 44, 52
57"	40.00-57	SM 150 (IND-4)	53

*Goodyear Farm Tires Product Line

TITAN OTR TIRES TREAD PATTERNS

RADIAL OTR | BIAS EARTHMOVING | BIAS GRADER | BIAS LOADER-DOZER

TGD2 (E-2/L-2)
P. 27

TG2 (G-2)
P. 27



TGS2 (SS), (G-2) or (G-2/L-2) *P. 27*

TGL2 (G-2/L-2)
P. 28

MXL (L-3)
P. 29

STL2+ (E-3T/L-3T)
P. 30

STTR (G-3/L-3) or (E-3/L-3) *P. 30*

STL3 (E-3/L-3)
P. 31

DTH4 (E-4)
P. 32



007 MFT (E-4) or (E-4+)
P. 32

LDR 150 (L-4)
P. 32

LDR 250 (L-5)
P. 33

CM 100 (E-3) or (E-3/L-3)
P. 34

ND LCM (E-3), (L-3), or (E-3/L-3) *P. 34*

SL 100 (E-3) or (E-3/L-3)
P. 35

SUPER RIGGER (E-3/L-3)
P. 35

XG-3 (E-3)
P. 36

CH 150 (E-4/L-4)
P. 36

CM 150 (E-4) or (E-4/L-4)
P. 36

QUARRY SPECIAL (E-4) or (E-4/L-4) *P. 37*

HK 458 (E-4/L-4)
P. 38

ND SUPER LCM (E-4) or (E-4/L-4) *P. 38*

SUPER SAND FLOTATION (E-7) *P. 38*

LIFT RIGGER (G-2)
P. 39

MOTOR GRADER HD (G-2)
P. 39

SUPER GRADER (G-2/L-2)
P. 39

LOADER GRADER III (G-2)
P. 40

LOADER DOZER II (L-2)
P. 41

SUPER GRADER (G-2/L-2)
P. 41

CM 100 (E-3/L-3)
P. 41

SL 100 (E-3/L-3)
P. 42

ND LCM (L-3) or (E-3/L-3)
P. 42

SUPER RIGGER (E-3/L-3)
P. 43

CH 150 (E-4/L-4)
P. 43

CM 150 (E-4/L-4)
P. 44

QUARRY SPECIAL
(E-4/L-4) *P. 44*

SUPER LCM (L-4)
P. 44

LD 150 (L-4)
P. 45

HK 458 (E-4/L-4)
P. 46

LS 150 (L-4T)
P. 48

LD 250 (L-5)
P. 48

LD 250 HAF-TRAC
(L-5/L-5S) *P. 48*

LD 250 SUPER SMOOTH
(L-5S) *P. 49*

LCM (L-3)
P. 50

CM 100 (E-3/L-3)
P. 50

ND LCM (L-3), (E-3/L-3),
or (IND-3) *P. 51*

CH 150 (E-4/L-4)
P. 51

CM 150 (E-4/L-4)
P. 52

QUARRY SPECIAL
(E-4/L-4) *P. 52*

SM 150 (IND-4)
P. 53

ND SUPER LCM
(E-4/L-4) *P. 54*

SUPER SMOOTH (L-4S)
P. 54

LD 250 SUPER SMOOTH
UGM (L-5S) *P. 55*

LOGGER LUG III* (LS-2)
P. 56

LOGGER LUG III FLOTATION*
(HF-3+) or (HF-4) *P. 56*

LOGGER LUG III HD* (LS-2)
P. 57

ROAD ROLLER II (C-1)
P. 58

IT515 HS* (R-4)
P. 59

IT520 RADIAL* (R-4)
P. 59

IT525* (R-4)
P. 60

*Goodyear Farm Tires Product Line
Note: Titan tires face left; Goodyear Farm Tires face right

Continues on Next Page

BIAS LOADER-DOZER
BIAS INDUSTRIAL
BIAS UGM/MATERIAL HANDLING
BIAS FORESTRY
BIAS COMPACTOR
BACKHOE

BACKHOE ■ SKID STEER

IT530 RADIAL* (R-4)
P. 61

INDUSTRIAL TRACTOR LUG (R-4) *P. 61*

LABORER* (F-3)
P. 62

SURE GIRP LUG* (I-3)
P. 62

CONTRACTOR (F-3)
P. 62

CONTRACTOR-T (I-3)
P. 63

CONTRACTOR II (I-3)
P. 63

CONTRACTOR FWD (SS)
P. 63

SURE GRIP LOADER (SS)*
P. 64

TI422 (I-3)
P. 64

TRAC-LOADER CHEVRON (SS) *P. 64*

LSW G9A (SS)
P. 65

HD 1000 (SS)
P. 65

HD 2000 (SS)
P. 65

HD 2000 II (SS)
P. 66

ULTIMATE (SS)
P. 67

H/E (SS)
P. 67

*Goodyear Farm Tires Product Line
Note: Titan tires face left; Goodyear Farm Tires face right

TITAN TGD2 (E-2/L-2)

- Directional tread design for excellent forward traction
- Center riding rib for smooth ride and even wear
- Steel belted construction to provide increased cut resistance and extended wear

Tire Size	Compound/ Construction	Catalog #	Industry Code	Load/ Speed Index	Load Rating	Recom'd Rim Code	Outside Diameter (in)	Overall Width (in)	Static Loaded Width (in)	Static Loaded Radius (in)	Flat Plate Area (in2)	Tread Depth (32nd in)	Rated Load @ Inflation (lbs @ psi)	Weight (lbs)
20.5R25	CE	EDTB21	E-2	177B	2*	17.00 / 2.0	58.3	20.5	22.0	26.3	271	36	16,100 @ 76	566
			L-2	186A2	1*		58.3	20.5	22.5	25.6	333		20,900 @ 73	

TITAN TG2 (G-2)

- Exceptional traction design
- Non-directional tread pattern provides long tread life
- Open tread pattern provides excellent self-cleaning
- Steel belted construction to provide increased cut resistance and extended wear

Tire Size	Compound/ Construction	Catalog #	Industry Code	Load/ Speed Index	Load Rating	Recom'd Rim Code	Outside Diameter (in)	Overall Width (in)	Static Loaded Width (in)	Static Loaded Radius (in)	Flat Plate Area (in2)	Tread Depth (32nd in)	Rated Load @ Inflation (lbs @ psi)	Weight (lbs)
14.00R24TG	WE	PGW1R4	G-2	153A8	1*	10.00VA	53.5	14.7	16.9	24.1	198	32	8,050 @ 54	246

TITAN TGS2 (SS), (G-2) or (G-2/L-2)

- All-season tread pattern
- Aggressive tread pattern and siping provides excellent traction on all surfaces and conditions, especially snow, ice and mud
- Steel belted construction (17.5R25) to provide increased cut resistance and extended wear

Tire Size	Compound/ Construction	Catalog #	Tread Design	Industry Code	Load/ Speed Index	Load Rating	Recom'd Rim Code	Outside Diameter (in)	Overall Width (in)	Static Loaded Width (in)	Static Loaded Radius (in)	Flat Plate Area (in2)	Tread Depth (32nd in)	Rated Load @ Inflation (lbs @ psi)	Weight (lbs)
12-16.5NHS	--	4S23J7	A	SS	N/A	10	9.75	33.0	13.3	N/A	N/A	N/A	20	5,600 @ 65	81
14.00R24TG	WE	PSW1R4	A	G-2	153A8	1*	10.00 / 1.7	53.4	15.4	17.3	24.4	198	32	8,050 @ 54	264
17.5R25	WE	ESWA17	B	G-2	153A8	1*	14.00 / 1.5	53.0	18.0	20.2	23.9	242	32	8,050 @ 44	345
				L-2	176A2			53.2	18.3	20.8	23.7	248		15,700 @ 73	

See Load & Inflation Tables starting on page 69 for our recommended cold inflation pressures based on equipment type.

TITAN TGL2 (G-2/L-2)

- Non-directional tread pattern provides long tread life
- Open tread pattern provides excellent self-cleaning and traction
- Steel belted construction to provide increased cut resistance and extended wear

Tire Size	Compound/ Construction	Catalog #	Industry Code	Load/ Speed Index	Load Rating	Recom'd Rim Code	Outside Diameter (in)	Overall Width (in)	Static Loaded Width (in)	Static Loaded Radius (in)	Flat Plate Area (in2)	Tread Depth (32nd in)	Rated Load @ Inflation (lbs @ psi)	Weight (lbs)
17.5R25	WE	EUWA17	G-2	153A8	1*	14.00/1.5	52.6	17.5	19.5	23.5	230	35	8,050 @ 44	331
			L-2	176A2			52.6	17.5	20.0	24.0	191		15,700 @ 73	

See Load & Inflation Tables starting on page 69 for our recommended cold inflation pressures based on equipment type.

TITAN MXL (L-3)

Key Benefits

- Large contact area for improved wear
- Lug design offers increased biting edges
- Aggressive tread for optimal traction
- Sturdy tread elements for maximum torque transmission
- Steel belted construction now available to provide increased cut resistance and extended wear

POLY

COST EFFECTIVE

STEEL

COST EFFECTIVE

INCREASED PUNCTURE RESISTANCE

INCREASED CUT RESISTANCE

INCREASED HEAT RESISTANCE

Application(s)

LIGHTER DUTY APPLICATIONS

PERFECT FOR REFURBISHED MACHINES OR EXPORT

USED IN: MUNICIPAL/FEED LOT LOADERS/GRADERS

Tire Size	Compound/ Construction	Catalog #	Industry Code	Load/ Speed Index	Load Rating	Recom'd Rim Code	Outside Diameter (in)	Overall Width (in)	Static Loaded Width (in)	Static Loaded Radius (in)	Flat Plate Area (in2)	Tread Depth (32nd in)	Rated Load @ Inflation (lbs @ psi)	Weight (lbs)
Poly Belted														
17.5R25	Poly	4LP117	L-3	176A2	1*	14.00 / 1.5	54.0	18.0	20.5	23.8	268	39	15,700 @ 73	307
20.5R25	Poly	4LP121	L-3	186A2	1*	17.00 / 2.0	59.5	20.9	24.5	26.3	355	48	20,900 @ 73	469
23.5R25	Poly	4LP123	L-3	195A2	1*	19.50 / 2.5	64.7	24.3	28.3	27.9	461	51	26,800 @ 73	635
Steel Belted														
17.5R25	Steel	4LR117	L-3	176A2	1*	14.00 / 1.5	53.4	17.3	20.1	23.7	285	39	15,700 @ 73	335
20.5R25	Steel	4LR121	L-3	186A2	1*	17.00 / 2.0	58.8	20.2	23.6	25.5	370	48	20,900 @ 73	499

TITAN STL2+ (E-3T/L-3T)

- 130% level tread depth provides long tread life
- Open, non-directional tread pattern provides excellent self-cleaning
- Bar lug design for rock and traction
- Steel belted construction to provide increased cut resistance and extended wear

Tire Size	Compound/ Construction	Catalog #	Industry Code	Load/ Speed Index	Load Rating	Recom'd Rim Code	Outside Diameter (in)	Overall Width (in)	Static Loaded Width (in)	Static Loaded Radius (in)	Flat Plate Area (in2)	Tread Depth (32nd in)	Rated Load @ Inflation (lbs @ psi)	Weight (lbs)
26.5R25	WE	EPWB27	E-3T	193B	2*	22.00 / 3.0	68.9	28.4	30.1	30.7	481	56	25,400 @ 76	923
			L-3T	202A2	1*		68.9	28.4	30.9	29.7	550		33,100 @ 73	
29.5R25	CE	EPTB29	E-3T	200B	2*	25.00 / 3.5	73.3	29.5	33.1	32.8	543	60	30,900 @ 76	1,264
			L-3T	208A2	1*		73.3	29.5	34.0	31.7	608		39,700 @ 73	
29.5R25	WE	EPWB29	E-3T	200B	2*	25.00 / 3.5	73.3	29.5	33.1	32.8	543	60	30,900 @ 76	1,257
			L-3T	208A2	1*		73.3	29.5	34.0	31.7	608		39,700 @ 73	

TITAN STTR (G-3/L-3) or (E-3/L-3)

- Steel ply radial construction
- Steel belted for long-term strength and cut resistance
- Dual rated for both Earthmover and Loader speeds for a more versatile tire option
- Non-directional tread pattern
- Center lug with connecting tie-bars for uniform tread wear and increased stability

Tire Size	Compound/ Construction	Catalog #	Industry Code	Load/ Speed Index	Load Rating	Recom'd Rim Code	Outside Diameter (in)	Overall Width (in)	Static Loaded Width (in)	Static Loaded Radius (in)	Flat Plate Area (in2)	Tread Depth (32nd in)	Rated Load @ Inflation (lbs @ psi)	Weight (lbs)
17.5R25	Steel	4S7117001	G-3	153A8	1*	14.00 / 1.5	52.8	17.9	20.1	24.0	234	32	8,050 @ 44	337
			L-3	176A2			53.0	17.9	20.7	23.4	284		15,700 @ 73	
20.5R25	Steel	4S7221001	E-3	177B	2*	17.00 / 2.0	59.2	20.7	23.3	27.0	300	40	16,100 @ 76	527
			L-3	186A2	1*		59.2	20.7	24.0	26.3	354		20,900 @ 73	

See Load & Inflation Tables starting on page 69 for our recommended cold inflation pressures based on equipment type.

TITAN STL3 (E-3/L-3)

Key Benefits

- Non-directional tread pattern
- Center riding rib for smooth ride and long, even wear
- Full-width shoulder lug for excellent traction and lateral stability
- Steel belted construction to provide increased cut resistance and extended wear

Application(s)

HEAVY DUTY APPLICATIONS

VERSATILE FOR MULTIPLE APPLICATIONS

USED IN: QUARRIES AND ASPHALT PLANTS

Tire Size	Compound/ Construction	Catalog #	Industry Code	Load/ Speed Index	Load Rating	Recom'd Rim Code	Outside Diameter (in)	Overall Width (in)	Static Loaded Width (in)	Static Loaded Radius (in)	Flat Plate Area (in2)	Tread Depth (32nd in)	Rated Load @ Inflation (lbs @ psi)	Weight (lbs)
20.5R25	CE	ERTB21	E-3	177B	2*	17.00 / 2.0	59.0	21.0	23.3	26.8	296	42	16,100 @ 76	596
			L-3	186A2	1*		58.9	21.0	24.0	26.0	343		20,900 @ 73	
23.5R25	CE	ERTB23	E-3	185B	2*	19.50 / 2.5	63.2	24.5	27.2	28.7	358	44	20,400 @ 76	761
			L-3	195A2	1*		63.2	24.5	27.8	27.9	406		26,800 @ 73	
26.5R25	CE	ERTB27	E-3	193B	2*	22.00 / 3.0	68.2	27.8	30.4	31.0	443	48	25,400 @ 76	904
			L-3	202A2	1*		68.2	27.7	31.3	30.1	508		33,100 @ 73	
750/65R25	WE	ERWBW1	E-3	190B	2*	24.00 / 3.0	63.2	30.3	32.6	28.2	465	58	23,400 @ 62	919
			L-3	202A2	1*		63.3	30.3	32.8	27.3	519		33,100 @ 69	
29.5R25	CE	ERTB29	E-3	200B	2*	25.00 / 3.5	73.0	30.6	33.4	33.1	525	55	30,900 @ 76	1,232
			L-3	208A2	1*		73.0	30.6	34.2	32.2	613		39,700 @ 73	
875/65R29	WE	ERWDM7	E-3	203B	2*	28.00 / 3.5	73.3	35.2	37.6	33.3	629	60	34,200 @ 69	1,398
			L-3	214A2	1*		73.3	35.2	37.6	32.4	701		46,700 @ 69	

INCREASED PUNCTURE RESISTANCE

IMPROVED TREAD WEAR

INCREASED FLOTATION

INCREASED STABILITY

INCREASED CUT RESISTANCE

INCREASED HEAT RESISTANCE

TITAN DTH4 (E-4)

- Deep tread depth for long tread life
- Solid center and large contact area provide damage resistance
- Self-cleaning grooves provide excellent traction
- Steel belted construction to provide increased cut resistance and extended wear
- Additional compounds available upon request

Tire Size	Compound/ Construction	Catalog #	Industry Code	Load/ Speed Index	Load Rating	Recom'd Rim Code	Outside Diameter (in)	Overall Width (in)	Static Loaded Width (in)	Static Loaded Radius (in)	Flat Plate Area (in2)	Tread Depth (32nd in)	Rated Load @ Inflation (lbs @ psi)	TMPH	Weight (lbs)
24.00R35	HE	EHH2R7	E-4	209B	2*	17.00 / 3.5	85.8	26.7	29.9	39.1	533	70	40,800 @ 102	310	1,716

TITAN 007 MFT (E-4) or (E-4+)

- Large contact area provides damage resistance
- Self-cleaning grooves provide excellent traction
- Tie-bars provide lug stabilization, resulting in even tread wear
- Steel belted construction to provide increased cut resistance and extended wear

Tire Size	Compound/ Construction	Catalog #	Tread Design	Industry Code	Load/ Speed Index	Load Rating	Recom'd Rim Code	Outside Diameter (in)	Overall Width (in)	Static Loaded Width (in)	Static Loaded Radius (in)	Flat Plate Area (in2)	Tread Depth (32nd in)	Rated Load @ Inflation (lbs @ psi)	TMPH	Weight (lbs)
27.00R49	H2	MH22R9	A	E-4	223B	2*	19.50 / 4.0	106.7	28.6	33.2	48.7	769	86	60,000 @ 102	411	2,894
33.00R51	H2	MH22R3	A	E-4	235B	2*	24.00 / 5.0	120.5	35.2	N/A	N/A	N/A	98	85,500 @ 102	540	4,449
37.00R57	H2	MH2237	A	E-4+	245B	2*	27.00 / 6.0	135.8	39.6	45.5	61.3	1,427	125	113,500 @ 102	681	6,151
40.00R57	H2	MH2240	A	E-4	250B	2*	29.00 / 6.0	142.1	43.1	50.0	63.8	1,577	105	132,500 @ 102	772	7,370
46/90R57	H2	MH2276	A	E-4	252B	2*	32.00 / 6.0	142.1	46.0	N/A	N/A	N/A	105	139,000 @ 102	810	7,552
50/80R57	H4	MH4270	B	E-4	257B	2*	34.00 /5.0	142.5	48.2	54.6	62.8	N/A	105	161,000 @ 110	725	8,158

TITAN LDR 150 (L-4)

- Non-directional deep tread depth provides extended tread life and excellent cut resistance
- Solid centerline tread pattern provides a stable, smooth ride and additional resistance to rock-type damage
- Steel belted construction to provide increased cut resistance and extended wear

Tire Size	Compound/ Construction	Catalog #	Industry Code	Load/ Speed Index	Load Rating	Recom'd Rim Code	Outside Diameter (in)	Overall Width (in)	Static Loaded Width (in)	Static Loaded Radius (in)	Flat Plate Area (in2)	Tread Depth (32nd in)	Rated Load @ Inflation (lbs @ psi)	Weight (lbs)
58/80R63	WE	LF4258	L-4	276A2	2*	47.00 / 6.0	152.0	54.9	63.8	66.2	2,665	119	275,500 @ 102	10,881

See Load & Inflation Tables starting on page 69 for our recommended cold inflation pressures based on equipment type.

Tread A Tread B Tread C

TITAN LDR 250 (L-5)

- Extra deep tread provides excellent rock-type damage resistance and long tread life
- Open non-directional tread pattern provides all-around traction with excellent self-cleaning
- Tread C - Aggressive tread pattern and siping provides excellent traction on all surfaces and conditions especially snow, ice and mud
- Steel belted construction to provide increased cut resistance and extended wear

Tire Size	Compound/ Construction	Catalog #	Tread Design	Industry Code	Load/ Speed Index	Load Rating	Recom'd Rim Code	Outside Diameter (in)	Overall Width (in)	Static Loaded Width (in)	Static Loaded Radius (in)	Flat Plate Area (in2)	Tread Depth (32nd in)	Rated Load @ Inflation (lbs @ psi)	Weight (lbs)
29.5R29	WV	LWV2U2	C	L-5	218A2	2*	25.00 / 3.5	77.1	29.8	33.1	34.2	705	121	52,000 @ 94	1,850
35/65R33	WE	LFT26K	A	L-5	224A2	2*	28.00 / 3.5	81.6	33.1	37.7	36.2	730	115	61,500 @ 94	2,451
45/65R45	WE	LFT26P	A	L-5	245A2	2*	36.00 / 4.5	107.7	43.1	47.5	47.4	1,315	140	113,500 @ 94	5,128
50/65R51	WE	LFT2G6	B	L-5	253A2	2*	40.00 / 4.5	120.0	50.0	53.0	54.5	1,500	160	143,500 @ 94	7,443

See Load & Inflation Tables starting on page 69 for our recommended cold inflation pressures based on equipment type.

TITAN CM 100 (E-3) or (E-3/L-3)

- Rock service tread designed for the challenges of large equipment demands
- Solid centerline tread pattern provides excellent cut resistance, smooth ride and extended wear
- CRB – Features Aralon®* Cut Resistant Breaker construction, which provides increased strength and durability without sacrificing heat resistance

Tire Size	Compound/ Construction	Catalog #	Industry Code	Load/ Speed Index	Load Rating	Recom'd Rim Code	Outside Diameter (in)	Overall Width (in)	Static Loaded Width (in)	Static Loaded Radius (in)	Flat Plate Area (in2)	Tread Depth (32nd in)	Rated Load @ Inflation (lbs @ psi)	Weight (lbs)
37.5-39	CRB	6M1HW9	E-3	222B	52	32.00 / 4.5	98.5	38.2	40.0	44.4	853	66	56,800 @ 69	2,704
37.5-39	CRB	6M2NW9	E-3	225B	60	32.00 / 4.5	98.6	38.2	40.0	44.5	842	66	64,000 @ 80	2,734
			L-3	241A2			98.7	38.3	40.9	43.5	1,019		102,000 @ 109	

TITAN ND LCM (E-3), (L-3), or (E-3/L-3)

- Non-directional tread design with center riding rib provides excellent all-around traction and lateral stability
- Rock service tread design provides resistance to rock damage and long tread life
- CRB – Features an Aralon®* Cut Resistant Breaker construction, which provides increased strength and durability without sacrificing heat resistance

Tire Size	Compound/ Construction	Catalog #	Industry Code	Load/ Speed Index	Load Rating	Recom'd Rim Code	Outside Diameter (in)	Overall Width (in)	Static Loaded Width (in)	Static Loaded Radius (in)	Flat Plate Area (in2)	Tread Depth (32nd in)	Rated Load @ Inflation (lbs @ psi)	Weight (lbs)
18.00-25	--	6NDW18	E-3	183B	32	13.00 / 2.5	64.2	20.2	21.6	29.3	255	39	19,300 @ 83	628
20.5-25	--	6NNR21	E-3	174B	24	17.00 / 2.0	58.0	21.2	22.3	26.3	254	35	14,800 @ 58	466
			L-3	189A2			58.3	21.4	22.7	25.9	302		22,700 @ 76	
23.5-25	--	6NN923	E-3	177B	20	19.50 / 2.5	63.3	24.5	26.0	28.0	403	39	16,100 @ 44	527
			L-3	191A2			63.4	24.7	26.4	27.3	490		24,000 @ 54	
23.5-25	--	6NNR23	E-3	180B	24	19.50 / 2.5	62.7	24.2	25.3	27.8	409	39	17,600 @ 51	585
			L-3	196A2			63.4	24.6	26.2	27.4	449		27,600 @ 69	
26.5-25	--	6NNT27	E-3	186B	26	22.00 / 3.0	68.1	27.6	29.1	29.9	458	43	20,900 @ 47	847
			L-3	202A2			68.5	27.8	29.5	29.3	543		33,100 @ 65	
26.5-25	--	6NNW27	E-3	191B	32	22.00 / 3.0	69.0	27.9	28.7	31.2	346	43	24,000 @ 58	911
			L-3	206A2			69.0	28.1	29.2	30.5	491		37,500 @ 80	
26.5-25	--	6NND27	E-3	198B	44	22.00 / 3.0	68.6	27.2	27.6	31.5	325	43	29,100 @ 83	997
			L-3	213A2			68.7	27.2	28.0	30.8	425		45,400 @ 112	
29.5-25	--	6NNUW1	E-3	193B	28	25.00 / 3.5	74.5	30.1	31.5	32.9	504	47	25,400 @ 47	1,014
			L-3	207A2			74.7	30.3	32.1	32.2	656		38,600 @ 62	
29.5-25	--	6NNXW1	E-3	198B	34	25.00 / 3.5	74.6	30.2	31.6	32.9	495	47	29,100 @ 58	1,090
			L-3	212A2			74.8	30.4	32.1	32.2	603		44,100 @ 76	
29.5-29	--	6NNXW2	E-3	200B	34	25.00 / 3.5	78.3	30.2	31.8	34.8	563	47	30,900 @ 58	1,137
			L-3	214A2			78.5	30.4	32.3	34.0	634		46,700 @ 76	
29.5-35	--	6NDXW3	E-3	202B	34	25.00 / 3.5	83.0	30.2	31.7	37.7	472	47	33,100 @ 58	1,319

Continues on Next Page

See Load & Inflation Tables starting on page 69 for our recommended cold inflation pressures based on equipment type.

ND LCM Continued

Tire Size	Compound/ Construction	Catalog #	Industry Code	Load/ Speed Index	Load Rating	Recom'd Rim Code	Outside Diameter (in)	Overall Width (in)	Static Loaded Width (in)	Static Loaded Radius (in)	Flat Plate Area (in2)	Tread Depth (32nd in)	Rated Load @ Inflation (lbs @ psi)	Weight (lbs)
CRB														
33.25-35	CRB	6NNKW5	E-3	217B	56	27.00 / 3.5	89.2	33.3	34.7	40.2	570	53	50,700 @ 87	1,911
			L-3	232A2			89.8	33.5	35.3	39.4	729		78,500 @ 112	
33.5-33	CRB	6NDDW6	E-3	212B	44	28.00 / 4.0	88.1	34.4	36.0	39.4	716	53	44,100 @ 65	1,864
37.5-33	CRB	6NNMW8	E-3	221B	54	32.00 / 4.5	93.7	38.3	39.0	42.2	718	58	56,800 @ 73	2,399
			L-3	235A2			93.7	38.3	39.0	42.2	718		85,500 @ 94	

TITAN SL 100 (E-3) or (E-3/L-3)

- Center riding rib provides a smooth ride and improved lateral stability
- Non-directional tread design pattern provides excellent all-around traction and long wear
- CRB – Features an Aralon®* Cut Resistant Breaker construction, which provides increased strength and durability without sacrificing heat resistance

Tire Size	Compound/ Construction	Catalog #	Industry Code	Load/ Speed Index	Load Rating	Recom'd Rim Code	Outside Diameter (in)	Overall Width (in)	Static Loaded Width (in)	Static Loaded Radius (in)	Flat Plate Area (in2)	Tread Depth (32nd in)	Rated Load @ Inflation (lbs @ psi)	Weight (lbs)
33.25-29	CRB	6SLWW4	E-3	202B	32	27.00 / 3.5	82.4	33.7	35.8	36.7	685	53	33,100 @ 47	1,478
			L-3	218A2			82.5	33.8	36.5	35.9	849		52,000 @ 65	
33.25-29	CRB	6SLAW4	E-3	205B	38	27.00 / 3.5	82.5	33.8	35.7	36.9	663	53	36,400 @ 58	1,558
			L-3	221A2			82.7	34.0	36.4	36.0	821		56,800 @ 76	
37.25-35	CRB	6SLZW7	E-3	211B	36	29.00 / 3.5	95.4	36.9	39.1	42.5	841	58	43,000 @ 47	2,186

TITAN SUPER RIGGER (E-3/L-3)

- Non-directional wide tread
- Long wearing tread compound for demanding material handling operations

Tire Size	Catalog #	Industry Code	Load/ Speed Index	Load Rating	Recom'd Rim Code	Outside Diameter (in)	Overall Width (in)	Static Loaded Width (in)	Static Loaded Radius (in)	Flat Plate Area (in2)	Tread Depth (32nd in)	Rated Load @ Inflation (lbs @ psi)	Weight (lbs)
13.00-24TG	49L333	E-3	146B	12	9.00	50.4	14.7	N/A	23.1	152	31	6,600 @ 44	225
		L-3	168A2			49.9	14.6	15.8	22.7	195		12,300 @ 65	
14.00-24TG	49L344	E-3	150B	12	10.00	52.3	14.8	16.8	24.2	175	32	7,400 @ 40	222
		L-3	172A2			53.4	14.0	N/A	23.7	240		13,900 @ 62	
14.00-24TG	49L3R4	E-3	156B	16	10.00	53.7	15.3	N/A	23.8	N/A	32	8,800 @ 54	240
		L-3	177A2			N/A	N/A	N/A	N/A	N/A		16,100 @ 80	
14.00-25TG	49LB65	E-3	168B	28	10.00 / 1.5	53.4	15.2	N/A	N/A	N/A	32	12,300 @ 94	378
		L-3	189A2			53.4	15.2	16.3	24.5	229		22,700 @ 141	

TITAN XG-3 (E-3)

- All-purpose design for traction and flotation
- Solid centerline provides excellent lateral stability
- CRB – Features an Aralon®* Cut Resistant Breaker construction, which provides increased strength and durability without sacrificing heat resistance

Tire Size	Compound/ Construction	Catalog #	Industry Code	Load/ Speed Index	Load Rating	Recom'd Rim Code	Outside Diameter (in)	Overall Width (in)	Static Loaded Width (in)	Static Loaded Radius (in)	Flat Plate Area (in2)	Tread Depth (32nd in)	Rated Load @ Inflation (lbs @ psi)	Weight (lbs)
37.25-35	CRB	6X3ZW7	E-3	211B	36	29.00 / 3.5	95.2	37.5	39.9	42.1	902	58	43,000 @ 47	2,195

TITAN CH 150 (E-4/L-4)

- Deep, non-directional tread provides excellent rock-type damage and long tread life
- Solid centerline tread pattern provides smooth ride and excellent lateral traction

Tire Size	Catalog #	Industry Code	Load/ Speed Index	Load Rating	Recom'd Rim Code	Outside Diameter (in)	Overall Width (in)	Static Loaded Width (in)	Static Loaded Radius (in)	Flat Plate Area (in2)	Tread Depth (32nd in)	Rated Load @ Inflation (lbs @ psi)	Weight (lbs)
18.00-25	6HLB18	E-4	187B	40	13.00 / 2.5	65.0	20.3	21.2	30.4	281	66	21,500 @ 102	856
		L-4	206A2			65.1	20.4	21.7	29.7	360		37,500 @ 138	

TITAN CM 150 (E-4) or (E-4/L-4)

- Deep, non-directional tread provides excellent rock-type damage resistance and long tread life
- Solid centerline tread pattern provides smooth ride and excellent lateral traction on high tonnage vehicles
- CRB – Features Aralon®* Cut Resistant Breaker construction, which provides increased strength and durability without sacrificing heat resistance

Tire Size	Compound/ Construction	Catalog #	Industry Code	Load/ Speed Index	Load Rating	Recom'd Rim Code	Outside Diameter (in)	Overall Width (in)	Static Loaded Width (in)	Static Loaded Radius (in)	Flat Plate Area (in2)	Tread Depth (32nd in)	Rated Load @ Inflation (lbs @ psi)	Weight (lbs)
18.00-33	--	6M5B83	E-4	193B	40	13.00 / 2.5	74.2	20.8	21.9	34.8	290	71	25,400 @ 102	1,087
			L-4	212A2			74.5	21.0	22.5	34.0	378		44,100 @ 138	
CRB 33.25-35	CRB	6M5DW5	E-4	211B	44	27.00 / 3.5	90.0	34.1	35.9	41.2	659	78	43,000 @ 65	2,427
33.25-35	CRB	6MLKW5	E-4	217B	56	27.00 / 3.5	90.3	34.4	N/A	N/A	N/A	78	50,700 @ 87	2,530
			L-4	232A2			N/A	N/A	N/A	N/A	N/A		78,500 @ 112	
37.25-35	CRB	6M5ZW7	E-4	211B	36	29.00 / 3.5	94.3	36.5	39.1	42.4	820	87	43,000 @ 47	2,445

See Load & Inflation Tables starting on page 69 for our recommended cold inflation pressures based on equipment type.

TITAN QUARRY SPECIAL (E-4) or (E-4/L-4)

Key Benefits

- "Value Engineered" VE-420 tread designed for excellent chip and cut resistance from shot rock
- Tread designed for traction with deep lugs and center riding rib for a smoother ride
- CRB – Features Aralon®* Cut Resistant Breaker construction, which provides increased strength and durability without sacrificing heat resistance

REDUCED DOWNTIME

INCREASED PUNCTURE RESISTANCE

IMPROVED TREAD WEAR

INCREASED CUT RESISTANCE

Application(s)

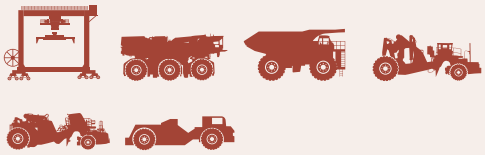

DUAL RATED DESIGNS FOR INDUSTRIAL APPLICATIONS

USED IN: QUARRIES, SMALL OPEN PITS, PORT RAILYARDS & STEEL MILLS

Tire Size	Compound/ Construction	Catalog #	Industry Code	Load/ Speed Index	Load Rating	Recom'd Rim Code	Outside Diameter (in)	Overall Width (in)	Static Loaded Width (in)	Static Loaded Radius (in)	Flat Plate Area (in2)	Tread Depth (32nd in)	Rated Load @ Inflation (lbs @ psi)	Weight (lbs)
18.00-33	VE-420, CRB	6QSW83	E-4	189B	32	13.00 / 2.5	74.1	20.7	21.8	34.7	293	71	22,700 @ 83	955
21.00-35	VE-420, CRB	6QSC25	E-4	201B	42	15.00 / 3.0	81.1	24.1	25.7	37.8	409	71	32,000 @ 94	1,448
			L-4	219A2			81.2	24.3	26.4	36.9	516		53,600 @ 123	
24.00-35	VE-420, CRB	6QSF43	E-4	209B	48	17.00 / 3.5	81.1	23.6	27.8	39.6	428	70	40,800 @ 94	1,695
			L-4	228A2			N/A	N/A	N/A	N/A	N/A		69,500 @ 127	
24.00-49	VE-420, CRB	6QSF49	E-4	215B	48	17.00 / 3.5	100.8	26.5	28.0	46.9	532	70	48,100 @ 94	2,178
			L-4	222A2			N/A	N/A	N/A	N/A	N/A		85,500 @ 127	
27.00-49	VE-420, CRB	6QSF79	E-4	220B	48	19.50 / 4.0	105.8	30.8	32.9	48.9	684	78	55,100 @ 83	2,627
			L-4	239A2			106.1	31.0	34.0	47.7	901		96,500 @ 112	
30.00-51	VE-420, CRB	6QSH30	E-4	226B	52	22.00 / 4.5	114.4	32.5	34.8	52.7	816	85	66,000 @ 80	3,659
			L-4	246A2			114.4	32.5	34.8	52.7	816		117,000 @ 109	
33.00-51	VE-420, CRB	6QSJ35	E-4	232B	58	24.00 / 5.0	119.1	35.9	38.2	54.7	1,053	98	78,500 @ 83	4,013
36.00-51	VE-420, CRB	6QSJ36	E-4	237B	58	26.00 / 5.0	127.9	40.0	42.3	58.9	1,202	100	91,000 @ 76	5,599
			L-4	256A2			128.1	40.0	44.1	56.2	1,536		156,500 @ 98	

TITAN HK 458 (E-4/L-4)

- A new, deep-tread, directional, pattern designed to provide greater traction for the most extreme wheel loader conditions
- Premium tread compound resistant to chunking/tearing paired to a high-stability lug design
- The proven cavity shape protects the sidewall throughout the footprint and fits on the standard OTR rim
- Steel belted construction provides maximum penetration resistance

Tire Size	Compound/ Construction	Catalog #	Industry Code	Load/ Speed Index	Load Rating	Recom'd Rim Code	Outside Diameter (in)	Overall Width (in)	Static Loaded Width (in)	Static Loaded Radius (in)	Flat Plate Area (in2)	Tread Depth (32nd in)	Rated Load @ Inflation (lbs @ psi)	Weight (lbs)
20.5-25	Steel	6HK921	E-4	170B	20	17.00 / 2.0	59.2	20.0	21.5	26.8	328	62	13,200 @ 47	459
			L-4	186A2			59.3	20.3	21.9	26.2	401		20,900 @ 65	
23.5-25	Steel	6HK923	E-4	177B	20	19.50 / 2.5	63.2	23.0	24.5	28.4	453	68	16,100 @ 44	578
			L-4	191A2			63.2	23.1	25.0	27.7	513		24,000 @ 54	

TITAN ND SUPER LCM (E-4) or (E-4/L-4)

- Non-directional tread design with center riding rib provides excellent all-around traction and lateral stability
- Increased tread depth provides extended tread life and exceptional resistance to rock-type damage

Tire Size	Catalog #	Industry Code	Load/ Speed Index	Load Rating	Recom'd Rim Code	Outside Diameter (in)	Overall Width (in)	Static Loaded Width (in)	Static Loaded Radius (in)	Flat Plate Area (in2)	Tread Depth (32nd in)	Rated Load @ Inflation (lbs @ psi)	Weight (lbs)
18.00-25	6U4W18	E-4	183B	32	13.00 / 2.5	65.3	20.0	21.0	30.2	248	66	19,300 @ 83	736
18.00-25	6UNB18	E-4	187B	40	13.00 / 2.5	65.4	20.1	21.0	30.2	242	66	21,500 @ 102	785
		L-4	206A2			65.4	20.2	21.7	29.4	327		37,500 @ 138	

TITAN SUPER SAND FLOTATION (E-7)

- Rib design provides excellent steering stability and improved lateral traction
- Shallow tread depth provides excellent heat dissipation
- Designed for paving applications

Tire Size	Catalog #	Tread Design	Industry Code	Load/ Speed Index	Load Rating	Recom'd Rim Code	Outside Diameter (in)	Overall Width (in)	Static Loaded Width (in)	Static Loaded Radius (in)	Flat Plate Area (in2)	Tread Depth (32nd in)	Rated Load @ Inflation (lbs @ psi)	Weight (lbs)
16.00-24DT	6DT1D6	A	E-7	182A2	12	10.00	57.5	18.8	21.2	23.2	447	14	18,700 @ 44	256
18.00-25DT	6DT5D8	B	E-7	189A2	16	10.00 / 1.5	59.2	19.8	23.1	24.2	306	15	22,700 @ 58	383

See Load & Inflation Tables starting on page 69 for our recommended cold inflation pressures based on equipment type.

TITAN LIFT RIGGER (G-2)

- Combines thicker, self-cleaning lugs in a directional pattern with a low aspect ratio
- Greater lateral stability and flotation than conventional aerial lift tires

Tire Size	Catalog #	Industry Code	Load/ Speed Index	Load Rating	Recom'd Rim Code	Outside Diameter (in)	Overall Width (in)	Static Loaded Width (in)	Static Loaded Radius (in)	Flat Plate Area (in2)	Tread Depth (32nd in)	Rated Load @ Inflation (lbs @ psi)	Weight (lbs)
14.00-24TG	T9C3R4	G-2	N/A	16	9.00	53.7	15.3	N/A	23.8	N/A	31	16,100 @ 80	209

TITAN MOTOR GRADER HD (G-2)

- Proven performance tread design with massive lugs, large center overlap to resist buckling, tearing and cracking
- Very durable and resistant to punctures, features a heavy duty tubeless construction

Tire Size	Catalog #	Industry Code	Load/ Speed Index	Load Rating	Recom'd Rim Code	Outside Diameter (in)	Overall Width (in)	Static Loaded Width (in)	Static Loaded Radius (in)	Flat Plate Area (in2)	Tread Depth (32nd in)	Rated Load @ Inflation (lbs @ psi)	Weight (lbs)
13.00-24TG	367333	G-2	143A8	12	9.00	50.5	14.2	N/A	23.7	150	29	6,000 @ 44	159
13.00-24TG	36738A	G-2	149A8	16	9.00	51.5	14.4	N/A	23.6	160	29	7,150 @ 54	179
14.00-24TG	367344	G-2	147A8	12	9.00	54.3	15.2	N/A	26.0	179	31	6,800 @ 36	196
14.00-24TG	3673R4	G-2	153A8	16	10.00	54.0	15.7	15.7	N/A	205	31	8,050 @ 51	207

TITAN SUPER GRADER (G-2/L-2)

- Directional, open tread design is self-cleaning, providing excellent traction

Tire Size	Catalog #	Industry Code	Load/ Speed Index	Load Rating	Recom'd Rim Code	Outside Diameter (in)	Overall Width (in)	Static Loaded Width (in)	Static Loaded Radius (in)	Flat Plate Area (in2)	Tread Depth (32nd in)	Rated Load @ Inflation (lbs @ psi)	Weight (lbs)
16.00-24TG	3SG666	G-2	160A8	16	10.00	58.8	17.5	N/A	26.1	255	35	9,900 @ 44	308
		L-2	181A2			58.9	17.6	N/A	25.7	344		18,200 @ 62	

See Load & Inflation Tables starting on page 69 for our recommended cold inflation pressures based on equipment type.

TITAN LOADER GRADER III (G-2)

- Interlocking center lugs provide excellent steering stability in soft ground
- Open shoulders provide excellent traction and self-cleaning

Tire Size	Catalog #	Industry Code	Load/ Speed Index	Load Rating	Recom'd Rim Code	Outside Diameter (in)	Overall Width (in)	Static Loaded Width (in)	Static Loaded Radius (in)	Flat Plate Area (in2)	Tread Depth (32nd in)	Rated Load @ Inflation (lbs @ psi)	Weight (lbs)
13.00-24TG	LG3333	G-2	143A6	12	8.00	51.0	14.1	N/A	23.4	175	29	6,000 @ 44	149
14.00-24TG	LG3344	G-2	172A2	12	8.00	54.2	14.4	16.6	23.4	263	31	13,900 @ 62	169

See Load & Inflation Tables starting on page 69 for our recommended cold inflation pressures based on equipment type.

TITAN LOADER DOZER II (L-2)

- Exceptional performance rating and heavy duty ply ratings
- Laterally designed lugs provide maximum, even traction along the length of lug
- Lugs resist buckling, cracking and tearing

Tire Size	Catalog #	Industry Code	Load/ Speed Index	Load Rating	Recom'd Rim Code	Outside Diameter (in)	Overall Width (in)	Static Loaded Width (in)	Static Loaded Radius (in)	Flat Plate Area (in2)	Tread Depth (32nd in)	Rated Load @ Inflation (lbs @ psi)	Weight (lbs)
15.5-25	431120	L-2	168A2	12	12.00 / 1.3	50.0	15.3	17.0	22.4	222	29	12,300 @ 58	191
17.5-25	431117	L-2	171A2	12	14.00 / 1.5	52.1	17.8	18.9	23.2	276	32	13,600 @ 51	224
20.5-25	431121	L-2	174A2	12	17.00 / 2.0	56.8	20.9	24.8	26.0	371	36	14,800 @ 36	335
20.5-25	431521	L-2	181A2	16	17.00 / 2.0	57.9	21.1	N/A	25.5	353	36	18,200 @ 51	360
20.5-25	431921	L-2	186A2	20	17.00 / 2.0	58.1	21.2	N/A	25.5	381	36	20,900 @ 65	375
23.5-25	431923	L-2	191A2	20	19.50 / 2.5	63.7	23.7	25.4	27.9	426	38	24,000 @ 54	508

TITAN SUPER GRADER (G-2/L-2)

- Directional, open tread design is self-cleaning, providing excellent traction

Tire Size	Catalog #	Industry Code	Load/ Speed Index	Load Rating	Recom'd Rim Code	Outside Diameter (in)	Overall Width (in)	Static Loaded Width (in)	Static Loaded Radius (in)	Flat Plate Area (in2)	Tread Depth (32nd in)	Rated Load @ Inflation (lbs @ psi)	Weight (lbs)
16.00-24TG	3SG666	G-2	160A8	16	10.00	58.8	17.5	N/A	26.1	255	35	9,900 @ 44	308
		L-2	181A2			58.9	17.6	N/A	25.7	344		18,200 @ 62	

TITAN CM 100 (E-3/L-3)

- Rock service tread designed for the challenges of large equipment demands
- Solid centerline tread pattern provides excellent cut resistance, smooth ride and extended wear
- CRB – Features Aralon®* Cut Resistant Breaker construction, which provides increased strength and durability without sacrificing heat resistance

Tire Size	Compound/ Construction	Catalog #	Industry Code	Load/ Speed Index	Load Rating	Recom'd Rim Code	Outside Diameter (in)	Overall Width (in)	Static Loaded Width (in)	Static Loaded Radius (in)	Flat Plate Area (in2)	Tread Depth (32nd in)	Rated Load @ Inflation (lbs @ psi)	Weight (lbs)
37.5-39	CRB	6M2NW9	E-3	225B	60	32.00 / 4.5	98.6	38.2	40.0	44.5	842	66	64,000 @ 80	2,734
			L-3	241A2			98.7	38.3	40.9	43.5	1,019		102,000 @ 109	

See Load & Inflation Tables starting on page 69 for our recommended cold inflation pressures based on equipment type.

TITAN SL 100 (E-3/L-3)

- Center riding rib provides a smooth ride and improved lateral stability
- Non-directional tread design pattern provides excellent all-around traction and long wear
- CRB – Features Aralon®* Cut Resistant Breaker construction, which provides increased strength and durability without sacrificing heat resistance

Tire Size	Compound/ Construction	Catalog #	Industry Code	Load/ Speed Index	Load Rating	Recom'd Rim Code	Outside Diameter (in)	Overall Width (in)	Static Loaded Width (in)	Static Loaded Radius (in)	Flat Plate Area (in2)	Tread Depth (32nd in)	Rated Load @ Inflation (lbs @ psi)	Weight (lbs)
33.25-29	CRB	6SLWW4	E-3	202B	32	27.00 / 3.5	82.4	33.7	35.8	36.7	685	53	33,100 @ 47	1,478
			L-3	218A2			82.5	33.8	36.5	35.9	849		52,000 @ 65	
33.25-29	CRB	6SLAW4	E-3	205B	38	27.00 / 3.5	82.5	33.8	35.7	36.9	663	53	36,400 @ 58	1,558
			L-3	221A2			82.7	34.0	36.4	36.0	821		56,800 @ 76	

TITAN ND LCM (L-3) or (E-3/L-3)

- Non-directional tread design with center riding rib provides excellent all-around traction and lateral stability
- Rock service tread design provides resistance to rock damage and long tread life
- CRB – Features Aralon®* Cut Resistant Breaker construction, which provides increased strength and durability without sacrificing heat resistance

Tire Size	Compound/ Construction	Catalog #	Industry Code	Load/ Speed Index	Load Rating	Recom'd Rim Code	Outside Diameter (in)	Overall Width (in)	Static Loaded Width (in)	Static Loaded Radius (in)	Flat Plate Area (in2)	Tread Depth (32nd in)	Rated Load @ Inflation (lbs @ psi)	Weight (lbs)
16.00-25	--	6N3W65	L-3	196A2	32	11.25 / 2.0	59.3	17.5	19.2	26.6	258	35	27,600 @ 127	499
20.5-25	--	6NNR21	E-3	174B	24	17.00 / 2.0	58.0	21.2	22.3	26.3	254	35	14,800 @ 58	466
			L-3	189A2			58.3	21.4	22.7	25.9	302		22,700 @ 76	
23.5-25	--	6NN923	E-3	177B	20	19.50 / 2.5	63.3	24.5	26.0	28.0	403	39	16,100 @ 44	527
			L-3	191A2			63.4	24.7	26.4	27.3	490		24,000 @ 54	
23.5-25	--	6NNR23	E-3	180B	24	19.50 / 2.5	62.7	24.2	25.3	27.8	409	39	17,600 @ 51	585
			L-3	196A2			63.4	24.6	26.2	27.4	449		27,600 @ 69	
26.5-25	--	6NNW27	E-3	191B	32	22.00 / 3.0	69.0	27.9	28.7	31.2	346	43	24,000 @ 58	911
			L-3	206A2			69.0	28.1	29.2	30.5	491		37,500 @ 80	
26.5-25	--	6NND27	E-3	198B	44	22.00 / 3.0	68.6	27.2	27.6	31.5	325	43	29,100 @ 83	997
			L-3	213A2			68.7	27.2	28.0	30.8	425		45,400 @ 112	
29.5-25	--	6NNUW1	E-3	193B	28	25.00 / 3.5	74.5	30.1	31.5	32.9	504	47	25,400 @ 47	1,014
			L-3	207A2			74.7	30.3	32.1	32.2	656		38,600 @ 62	
29.5-25	--	6NNXW1	E-3	198B	34	25.00 / 3.5	74.6	30.2	31.6	32.9	495	47	29,100 @ 58	1,090
			L-3	212A2			74.8	30.4	32.1	32.2	603		44,100 @ 76	
29.5-29	--	6NNXW2	E-3	200B	34	25.00 / 3.5	78.3	30.2	31.8	34.8	563	47	30,900 @ 58	1,137
			L-3	214A2			78.5	30.4	32.3	34.0	634		46,700 @ 76	
CRB														
33.25-35	CRB	6NNKW5	E-3	217B	56	27.00 / 3.5	89.2	33.3	34.7	40.2	570	53	50,700 @ 87	1,911
			L-3	232A2			89.8	33.5	35.3	39.4	729		78,500 @ 112	
37.5-33	CRB	6NNMW8	E-3	221B	54	32.00 / 4.5	93.7	38.3	39.0	42.2	718	58	56,800 @ 73	2,399
			L-3	235A2			93.7	38.3	39.0	42.2	718		85,500 @ 94	

See Load & Inflation Tables starting on page 69 for our recommended cold inflation pressures based on equipment type.

TITAN SUPER RIGGER (E-3/L-3)

- Non-directional wide tread
- Long wearing tread compound for demanding material handling operations

Tire Size	Catalog #	Industry Code	Load/ Speed Index	Load Rating	Recom'd Rim Code	Outside Diameter (in)	Overall Width (in)	Static Loaded Width (in)	Static Loaded Radius (in)	Flat Plate Area (in2)	Tread Depth (32nd in)	Rated Load @ Inflation (lbs @ psi)	Weight (lbs)
13.00-24TG	49L333	E-3	146B	12	9.00	50.4	14.7	N/A	23.1	152	31	6,600 @ 44	225
		L-3	168A2			49.9	14.6	15.8	22.7	195		12,300 @ 65	
14.00-24TG	49L344	E-3	150B	12	10.00	52.3	14.8	16.8	24.2	175	32	7,400 @ 40	222
		L-3	172A2			53.4	14.0	N/A	23.7	240		13,900 @ 62	
14.00-24TG	49L3R4	E-3	156B	16	10.00	53.7	15.3	N/A	23.8	N/A	32	8,800 @ 54	240
		L-3	177A2			N/A	N/A	N/A	N/A	N/A		16,100 @ 80	
14.00-25TG	49LB65	E-3	168B	28	10.00 / 1.5	53.4	15.2	N/A	N/A	N/A	32	12,300 @ 94	378
		L-3	189A2			53.4	15.2	16.3	24.5	229		22,700 @ 141	

TITAN CH 150 (E-4/L-4)

- Deep, non-directional tread provides excellent rock-type damage and long tread life
- Solid centerline tread pattern provides smooth ride and excellent lateral traction

Tire Size	Catalog #	Industry Code	Load/ Speed Index	Load Rating	Recom'd Rim Code	Outside Diameter (in)	Overall Width (in)	Static Loaded Width (in)	Static Loaded Radius (in)	Flat Plate Area (in2)	Tread Depth (32nd in)	Rated Load @ Inflation (lbs @ psi)	Weight (lbs)
18.00-25	6HLB18	E-4	187B	40	13.00 / 2.5	65.0	20.3	21.2	30.4	281	66	21,500 @ 102	856
		L-4	206A2			65.1	20.4	21.7	29.7	360		37,500 @ 138	

See Load & Inflation Tables starting on page 69 for our recommended cold inflation pressures based on equipment type.

TITAN CM 150 (E-4/L-4)

- Deep, non-directional tread provides excellent rock-type damage resistance and long tread life
- Solid centerline tread pattern provides smooth ride and excellent lateral traction on high tonnage vehicles
- CRB – Features Aralon®* Cut Resistant Breaker construction, which provides increased strength and durability without sacrificing heat resistance

Tire Size	Compound/ Construction	Catalog #	Industry Code	Load/ Speed Index	Load Rating	Recom'd Rim Code	Outside Diameter (in)	Overall Width (in)	Static Loaded Width (in)	Static Loaded Radius (in)	Flat Plate Area (in2)	Tread Depth (32nd in)	Rated Load @ Inflation (lbs @ psi)	Weight (lbs)
33.25-35	CRB	6MLKW5	E-4	217B	56	27.00 / 3.5	90.3	34.4	N/A	N/A	N/A	78	50,700 @ 87	2,530
			L-4	232A2			N/A	N/A	N/A	N/A	N/A		78,500 @ 112	

TITAN QUARRY SPECIAL (E-4/L-4)

- "Value Engineered" VE-420 tread designed for excellent chip and cut resistance from shot rock
- Tread designed for traction with deep lugs and center riding rib for a smoother ride
- CRB – Features Aralon®* Cut Resistant Breaker construction, which provides increased strength and durability without sacrificing heat resistance

Tire Size	Compound/ Construction	Catalog #	Industry Code	Load/ Speed Index	Load Rating	Recom'd Rim Code	Outside Diameter (in)	Overall Width (in)	Static Loaded Width (in)	Static Loaded Radius (in)	Flat Plate Area (in2)	Tread Depth (32nd in)	Rated Load @ Inflation (lbs @ psi)	Weight (lbs)
21.00-35	VE-420, CRB	6QSC25	E-4	201B	42	15.00 / 3.0	81.1	24.1	25.7	37.8	409	71	32,000 @ 94	1,448
			L-4	219A2			81.2	24.3	26.4	36.9	516		53,600 @ 123	
24.00-35	VE-420, CRB	6QSF43	E-4	209B	48	17.00 / 3.5	81.1	23.6	27.8	39.6	428	70	40,800 @ 94	1,695
			L-4	228A2			N/A	N/A	N/A	N/A	N/A		69,500 @ 127	
24.00-49	VE-420, CRB	6QSF49	E-4	215B	48	17.00 / 3.5	100.8	26.5	28.0	46.9	532	70	48,100 @ 94	2,178
			L-4	222A2			N/A	N/A	N/A	N/A	N/A		85,500 @ 127	
27.00-49	VE-420, CRB	6QSF79	E-4	220B	48	19.50 / 4.0	105.8	30.8	32.9	48.9	684	78	55,100 @ 83	2,627
			L-4	239A2			106.1	31.0	34.0	47.7	901		96,500 @ 112	
30.00-51	VE-420, CRB	6QSH30	E-4	226B	52	22.00 / 4.5	114.4	32.5	34.8	52.7	816	85	66,000 @ 80	3,659
			L-4	246A2			114.4	32.5	34.8	52.7	816		117,000 @ 109	
33.00-51	VE-420, CRB	6Q4J35	E-4	232B	58	24.00 / 5.0	N/A	N/A	N/A	N/A	N/A	98	78,500 @ 83	4,218
			L-4	N/A			N/A	N/A	N/A	N/A	N/A		N/A	
36.00-51	VE-420, CRB	6QSJ36	E-4	237B	58	26.00 / 5.0	127.9	40.0	42.3	58.9	1,202	100	91,000 @ 76	5,599
			L-4	256A2			128.1	40.0	44.1	56.2	1,536		156,500 @ 98	

TITAN SUPER LCM (L-4)

- Increased tread depth provides extended tread life and exceptional resistance to rock-type damage
- Directional tread design provides excellent traction

Tire Size	Catalog #	Industry Code	Load/ Speed Index	Load Rating	Recom'd Rim Code	Outside Diameter (in)	Overall Width (in)	Static Loaded Width (in)	Static Loaded Radius (in)	Flat Plate Area (in2)	Tread Depth (32nd in)	Rated Load @ Inflation (lbs @ psi)	Weight (lbs)
16.00-25	6L4W65	L-4	196A2	32	11.25 / 2.0	60.4	17.5	19.0	27.4	284	52	27,600 @ 127	551

See Load & Inflation Tables starting on page 69 for our recommended cold inflation pressures based on equipment type.

TITAN LD 150 (L-4)

IMPROVED PROFITABILITY

INCREASED HEAT RESISTANCE

COST EFFECTIVE

Key Benefits

- Deep tread provides excellent rock-type damage resistance and long tread life
- Non-directional, solid centerline tread pattern provides excellent cut resistance, smooth ride and extended wear
- CRB – Features Aralon®* Cut Resistant Breaker construction, which provides increased strength and durability without sacrificing heat resistance
- Belted 7x7 - Features 7x7 steel belted construction, which provides increased cut resistance and extended wear

Application(s)

OFFERS REDUCED HEAT BUILD-UP FOR LONGER WEAR

DEEPER TREAD THAN STANDARD E-3/L-3

USED IN: LOADER APPLICATIONS THAT NEED L-5 PROTECTION

	Tire Size	Compound/ Construction	Catalog #	Industry Code	Load/ Speed Index	Load Rating	Recom'd Rim Code	Outside Diameter (in)	Overall Width (in)	Static Loaded Width (in)	Static Loaded Radius (in)	Flat Plate Area (in2)	Tread Depth (32nd in)	Rated Load @ Inflation (lbs @ psi)	Weight (lbs)
CRB	23.5-25	CRB	6DER23	L-4	196A2	24	19.50 / 2.5	67.6	24.9	26.3	29.9	429	66	27,600 @ 69	751
	29.5-25	CRB	6DEUW1	L-4	207A2	28	25.00 / 3.5	76.2	30.8	33.2	33.6	608	70	38,600 @ 62	1,384
Belted 7x7	35/65-33	Belted 7x7	6DLC6B	L-4	222A2	42	28.00 / 3.5	81.8	35.0	36.4	37.3	657	70	58,400 @ 91	2,336

REDUCED DOWNTIME

INCREASED PUNCTURE RESISTANCE

INCREASED CUT RESISTANCE

CROSSOVER

INCREASED TRACTION

INCREASED FLOTATION

TITAN HK 458 (E-4/L-4)

Key Benefits

- A new, deep-tread, directional, pattern designed to provide greater traction for the most extreme wheel loader conditions
- Premium tread compound resistant to chunking/tearing paired to a high-stability lug design
- The proven cavity shape protects the sidewall throughout the footprint and fits on the standard OTR rim
- Steel belted construction provides maximum penetration resistance

Application(s)

HYBRID LOADER TIRE FOR EXTREMELY WET & MUCKY CONDITIONS

AGGRESSIVE TRACTION, PHENOMENAL SELF-CLEANING

USED IN: FEEDLOTS, DAIRIES AND LAND DEVELOPMENT

Tire Size	Compound/ Construction	Catalog #	Industry Code	Load/ Speed Index	Load Rating	Recom'd Rim Code	Outside Diameter (in)	Overall Width (in)	Static Loaded Width (in)	Static Loaded Radius (in)	Flat Plate Area (in2)	Tread Depth (32nd in)	Rated Load @ Inflation (lbs @ psi)	Weight (lbs)
20.5-25	Steel	6HK921	E-4	170B	20	17.00 / 2.0	59.2	20.0	21.5	26.8	328	62	13,200 @ 47	459
			L-4	186A2			59.3	20.3	21.9	26.2	401		20,900 @ 65	
23.5-25	Steel	6HK923	E-4	177B	20	19.50 / 2.5	63.2	23.0	24.5	28.4	453	68	16,100 @ 44	578
			L-4	191A2			63.2	23.1	25.0	27.7	513		24,000 @ 54	

TITAN HK 458 TIRE DEVELOPMENT

Borrowing from tread elements covering multiple applications, the HK 458 has been meticulously engineered to provide unsurpassed strength and durability, tremendous traction in dirt/gravel, and superior self-cleaning, all in a modern aggressive design.



TITAN ND LCM
LOWER CAVITY & BEAD AREA

Used on Mobile Cranes, the rugged cavity and bead area of the ND LCM need can withstand massive front end weight and downward pressures when lifting and carrying large loads.

GOODYEAR LOGGER LUG III
TREAD DESIGN

There are fewer environments as deadly to tires as the Forest. The Logger Lug III's tread pattern provides amazing traction and self-cleaning to ensure forestry skidders can make it through the worst conditions.

TITAN AT 589
SIPING AND DECK STYLING

Aggressive tread elements borrowed from our ATV tire line the AT 589 provide the modern look and styling to make the HK 458 an innovative powerhouse in the wheel loader tire market.

TITAN LS 150 (L-4T)

- For use on wheel loaders where high flotation and/or extreme traction is required
- Specifically designed for use on a multi-piece OTR wheel
- Open, deep tread pattern provides excellent traction in extreme conditions
- Tread compound designed for increased resistance to tread chunking and tearing
- Steel belted construction provides excellent penetration resistance

Tire Size	Catalog #	Industry Code	Load/ Speed Index	Load Rating	Recom'd Rim Code	Outside Diameter (in)	Overall Width (in)	Static Loaded Width (in)	Static Loaded Radius (in)	Flat Plate Area (in2)	Tread Depth (32nd in)	Rated Load @ Inflation (lbs @ psi)	Weight (lbs)
*725/70-25	LT45M6	L-4T	189A2	16	22.00 / 3.0	65.8	26.9	29.2	27.8	608	72	22,700 @ 36	697

*Replaces 26.5-25

TITAN LD 250 (L-5)

- Extra deep tread provides excellent rock-type damage resistance and long tread life
- Open non-directional tread pattern provides all-around traction with excellent self cleaning
- CRB – Features Aralon®* Cut Resistant Breaker construction, which provides increased strength and durability without sacrificing heat resistance
- Belted 7x7 - Features 7x7 steel belted construction, which provides increased cut resistance and extended wear

Tire Size	Compound/ Construction	Catalog #	Industry Code	Load/ Speed Index	Load Rating	Recom'd Rim Code	Outside Diameter (in)	Overall Width (in)	Static Loaded Width (in)	Static Loaded Radius (in)	Flat Plate Area (in2)	Tread Depth (32nd in)	Rated Load @ Inflation (lbs @ psi)	Weight (lbs)
CRB														
20.5-25	CRB	6DA921	L-5	186A2	20	17.00 / 2.0	61.9	21.2	22.2	28.1	341	89	20,900 @ 65	692
23.5-25	CRB	6DA923	L-5	191A2	20	19.50 / 2.5	67.0	24.1	25.9	29.9	427	95	24,000 @ 54	883
26.5-25	CRB	6DAT27	L-5	202A2	26	22.00 / 3.0	71.7	27.8	29.7	32.0	533	105	33,100 @ 65	1,292
29.5-25	CRB	6DAUW1	L-5	207A2	28	25.00 / 3.5	75.3	29.7	31.8	33.4	634	128	38,600 @ 62	1,586
Belted 7x7														
35/65-33	Belted 7x7	6DBC6B	L-5	222A2	42	28.00 / 3.5	82.3	34.7	35.7	37.7	653	115	58,400 @ 91	2,617
40/65-39	Belted 7x7	6DBV6C	L-5	223A2	30	32.00 / 4.0	94.3	39.1	40.6	42.6	936	128	60,000 @ 54	3,446
41.25/70-39	Belted 7x7	6DBC6D	L-5	234A2	42	32.00 / 4.5	99.3	42.0	43.9	44.8	1,106	140	82,500 @ 69	4,379
45/65-45	Belted 7x7	6DBJ7E	L-5	244A2	58	36.00 / 4.5	108.5	44.2	45.6	49.3	1,212	140	110,000 @ 98	5,712

TITAN LD 250 HAF-TRAC (L-5/L-5S)

- Extra deep tread depth provides long tread life in extreme conditions
- Smooth tread used on the outside provides excellent rock-type damage resistance, while the pattern on the inside provides increased traction
- Features 7x7 steel belted construction, which provides increased cut resistance and extended wear

Tire Size	Compound/ Construction	Catalog #	Industry Code	Load/ Speed Index	Load Rating	Recom'd Rim Code	Outside Diameter (in)	Overall Width (in)	Static Loaded Width (in)	Static Loaded Radius (in)	Flat Plate Area (in2)	Tread Depth (32nd in)	Rated Load @ Inflation (lbs @ psi)	Weight (lbs)
35/65-33	Belted 7x7	6HBC6B	L-5/L-5S	222A2	42	28.00 / 3.5	82.3	34.7	35.7	37.7	653	115	58,400 @ 91	2,739

See Load & Inflation Tables starting on page 69 for our recommended cold inflation pressures based on equipment type.

TITAN LD 250 SUPER SMOOTH (L-5S)

Key Benefits

- Extra deep tread depth provides long tread life in extreme conditions
- Smooth tread design provides the maximum rock-type damage resistance
- CRB – Features Aralon®* Cut Resistant Breaker construction, which provides increased strength and durability without sacrificing heat resistance
- CAB - Features Cushion Armor Breaker steel belted construction, which provides increased cut resistance
- Belted 7x7 - Features 7x7 steel belted construction, which provides increased cut resistance and extended wear

INCREASED PUNCTURE RESISTANCE

REDUCED DOWNTIME

IMPROVED TREAD WEAR

INCREASED STABILITY

Application(s)

EXTREME LOADER APPLICATIONS WHERE CUT PROTECTION IS TOP PRIORITY

MORE TREAD CONTACT = LONGER LIFE

USED IN: STEEL MILLS AND OPEN PIT MINES

	Tire Size	Compound/ Construction	Catalog #	Industry Code	Load/ Speed Index	Load Rating	Recom'd Rim Code	Outside Diameter (in)	Overall Width (in)	Static Loaded Width (in)	Static Loaded Radius (in)	Flat Plate Area (in2)	Tread Depth (32nd in)	Rated Load @ Inflation (lbs @ psi)	Weight (lbs)
CRB	23.5-25	CRB	6WAR23	L-5S	196A2	24	19.50 / 2.5	67.1	24.2	25.9	29.9	433	95	27,600 @ 69	1,065
	26.5-25	CRB	6WAW27	L-5S	206A2	32	22.00 / 3.0	71.8	28.0	29.5	32.1	527	105	37,500 @ 80	1,599
CAB	29.5-25	CAB	6WAXW1	L-5S	212A2	34	25.00 / 3.5	75.5	29.9	31.8	33.4	639	128	44,100 @ 76	1,999
Belted 7x7	35/65-33	Belted 7x7	6SBC6B	L-5S	222A2	42	28.00 / 3.5	82.3	34.7	35.7	37.7	653	115	58,400 @ 91	2,854
	41.25/70-39	Belted 7x7	6SBC6D	L-5S	234A2	42	32.00 / 4.5	99.3	42.0	43.9	44.8	1,106	140	82,500 @ 69	4,815
	45/65-45	Belted 7x7	6SBJ7E	L-5S	244A2	58	36.00 / 4.5	108.5	44.2	45.6	49.3	1,212	140	110,000 @ 98	6,349

TITAN LCM (L-3)

- Compact tread design provides excellent tread wear
- Directional tread design provides excellent traction
- "Value Engineered" VE-610 tread designed for long wear on concrete and asphalt

Tire Size	Compound/ Construction	Catalog #	Industry Code	Load/ Speed Index	Load Rating	Recom'd Rim Code	Outside Diameter (in)	Overall Width (in)	Static Loaded Width (in)	Static Loaded Radius (in)	Flat Plate Area (in2)	Tread Depth (32nd in)	Rated Load @ Inflation (lbs @ psi)	Weight (lbs)
21.00-25	VE-610	6C1B22	L-3	213A2	40	15.00 / 3.0	70.7	23.6	25.4	31.1	513	43	45,400 @ 120	928

TITAN CM 100 (E-3/L-3)

- Rock service tread designed for the challenges of large equipment demands
- Solid centerline tread pattern provides excellent cut resistance, smooth ride and extended wear
- CRB – Features Aralon®* Cut Resistant Breaker construction, which provides increased strength and durability without sacrificing heat resistance

Tire Size	Compound/ Construction	Catalog #	Industry Code	Load/ Speed Index	Load Rating	Recom'd Rim Code	Outside Diameter (in)	Overall Width (in)	Static Loaded Width (in)	Static Loaded Radius (in)	Flat Plate Area (in2)	Tread Depth (32nd in)	Rated Load @ Inflation (lbs @ psi)	Weight (lbs)
37.5-39	CRB	6M2NW9	E-3	225B	60	32.00 / 4.5	98.6	38.2	40.0	44.5	842	66	64,000 @ 80	2,734
			L-3	241A2			98.7	38.3	40.9	43.5	1,019		102,000 @ 109	

See Load & Inflation Tables starting on page 69 for our recommended cold inflation pressures based on equipment type.

TITAN ND LCM (L-3), (E-3/L-3), or (IND-3)

- Non-directional tread design with center riding rib provides excellent all-around traction and lateral stability
- Rock service tread design provides resistance to rock damage and long tread life
- CRB – Features Aralon®* Cut Resistant Breaker construction, which provides increased strength and durability without sacrificing heat resistance

Tire Size	Compound/ Construction	Catalog #	Industry Code	Load/ Speed Index	Load Rating	Recom'd Rim Code	Outside Diameter (in)	Overall Width (in)	Static Loaded Width (in)	Static Loaded Radius (in)	Flat Plate Area (in2)	Tread Depth (32nd in)	Rated Load @ Inflation (lbs @ psi)	Weight (lbs)
16.00-25	--	6N3W65	L-3	196A2	32	11.25 / 2.0	59.3	17.5	19.2	26.6	258	35	27,600 @ 127	499
20.5-25	--	6NNR21	E-3	174B	24	17.00 / 2.0	58.0	21.2	22.3	26.3	254	35	14,800 @ 58	466
			L-3	189A2			58.3	21.4	22.7	25.9	302		22,700 @ 76	
23.5-25	--	6NN923	E-3	177B	20	19.50 / 2.5	63.3	24.5	26.0	28.0	403	39	16,100 @ 44	527
			L-3	191A2			63.4	24.7	26.4	27.3	490		24,000 @ 54	
23.5-25	--	6NNR23	E-3	180B	24	19.50 / 2.5	62.7	24.2	25.3	27.8	409	39	17,600 @ 51	585
			L-3	196A2			63.4	24.6	26.2	27.4	449		27,600 @ 69	
26.5-25	--	6NNW27	E-3	191B	32	22.00 / 3.0	69.0	27.9	28.7	31.2	346	43	24,000 @ 58	911
			L-3	206A2			69.0	28.1	29.2	30.5	491		37,500 @ 80	
26.5-25	--	6NND27	E-3	198B	44	22.00 / 3.0	68.6	27.2	27.6	31.5	325	43	29,100 @ 83	997
			L-3	213A2			68.7	27.2	28.0	30.8	425		45,400 @ 112	
29.5-25	--	6NNUW1	E-3	193B	28	25.00 / 3.5	74.5	30.1	31.5	32.9	504	47	25,400 @ 47	1,014
			L-3	207A2			74.7	30.3	32.1	32.2	656		38,600 @ 62	
29.5-25	--	6NNXW1	E-3	198B	34	25.00 / 3.5	74.6	30.2	31.6	32.9	495	47	29,100 @ 58	1,090
			L-3	212A2			74.8	30.4	32.1	32.2	603		44,100 @ 76	
29.5-29	--	6NNXW2	E-3	200B	34	25.00 / 3.5	78.3	30.2	31.8	34.8	563	47	30,900 @ 58	1,137
			L-3	214A2			78.5	30.4	32.3	34.0	634		46,700 @ 76	
CRB														
33.25-35	CRB	6NNKW5	E-3	217B	56	27.00 / 3.5	89.2	33.3	34.7	40.2	570	53	50,700 @ 87	1,911
			L-3	232A2			89.8	33.5	35.3	39.4	729		78,500 @ 112	
33.5-33	CRB	NN3GW6	IND-3	230A2	50	28.00 / 4.0	88.5	34.7	N/A	N/A	N/A	53	74,000 @ 98	1,926
37.5-33	CRB	6NNMW8	E-3	221B	54	32.00 / 4.5	93.7	38.3	39.0	42.2	718	58	56,800 @ 73	2,399
			L-3	235A2			93.7	38.3	39.0	42.2	718		85,500 @ 94	

TITAN CH 150 (E-4/L-4)

- Deep, non-directional tread provides excellent rock-type damage and long tread life
- Solid centerline tread pattern provides smooth ride and excellent lateral traction

Tire Size	Catalog #	Industry Code	Load/ Speed Index	Load Rating	Recom'd Rim Code	Outside Diameter (in)	Overall Width (in)	Static Loaded Width (in)	Static Loaded Radius (in)	Flat Plate Area (in2)	Tread Depth (32nd in)	Rated Load @ Inflation (lbs @ psi)	Weight (lbs)
18.00-25	6HLB18	E-4	187B	40	13.00 / 2.5	65.0	20.3	21.2	30.4	281	66	21,500 @ 102	856
		L-4	206A2			65.1	20.4	21.7	29.7	360		37,500 @ 138	

See Load & Inflation Tables starting on page 69 for our recommended cold inflation pressures based on equipment type.

TITAN CM 150 (E-4/L-4)

- Deep, non-directional tread provides excellent rock-type damage resistance and long tread life
- Solid centerline tread pattern provides smooth ride and excellent lateral traction on high tonnage vehicles
- CRB – Features Aralon®* Cut Resistant Breaker construction, which provides increased strength and durability without sacrificing heat resistance

Tire Size	Compound/ Construction	Catalog #	Industry Code	Load/ Speed Index	Load Rating	Recom'd Rim Code	Outside Diameter (in)	Overall Width (in)	Static Loaded Width (in)	Static Loaded Radius (in)	Flat Plate Area (in2)	Tread Depth (32nd in)	Rated Load @ Inflation (lbs @ psi)	Weight (lbs)
18.00-33	--	6M5B83	E-4	193B	40	13.00 / 2.5	74.2	20.8	21.9	34.8	290	71	25,400 @ 102	1,087
			L-4	212A2			74.5	21.0	22.5	34.0	378		44,100 @ 138	
CRB														
33.25-35	CRB	6MLKW5	E-4	217B	56	27.00 / 3.5	90.3	34.4	N/A	N/A	N/A	78	50,700 @ 87	2,530
			L-4	232A2			N/A	N/A	N/A	N/A	N/A		78,500 @ 112	
37.25-35	CRB	NM4FW7	IND-4	233A2	48	31.00 / 4.0	94.8E	36.8E	N/A	N/A	N/A	87	80,500 @ 87	2,718

TITAN QUARRY SPECIAL (E-4/L-4)

- "Value Engineered" VE-420 tread designed for excellent chip and cut resistance from shot rock
- Tread designed for traction with deep lugs and center riding rib for a smoother ride
- CRB – Features Aralon®* Cut Resistant Breaker construction, which provides increased strength and durability without sacrificing heat resistance

Tire Size	Compound/ Construction	Catalog #	Industry Code	Load/ Speed Index	Load Rating	Recom'd Rim Code	Outside Diameter (in)	Overall Width (in)	Static Loaded Width (in)	Static Loaded Radius (in)	Flat Plate Area (in2)	Tread Depth (32nd in)	Rated Load @ Inflation (lbs @ psi)	Weight (lbs)
21.00-35	VE-420, CRB	6QSC25	E-4	201B	42	15.00 / 3.0	81.1	24.1	25.7	37.8	409	71	32,000 @ 94	1,448
			L-4	219A2			81.2	24.3	26.4	36.9	516		53,600 @ 123	
24.00-35	VE-420, CRB	6QSF43	E-4	209B	48	17.00 / 3.5	81.1	23.6	27.8	39.6	428	70	40,800 @ 94	1,695
			L-4	228A2			N/A	N/A	N/A	N/A	N/A		69,500 @ 127	
24.00-49	VE-420, CRB	6QSF49	E-4	215B	48	17.00 / 3.5	100.8	26.5	28.0	46.9	532	70	48,100 @ 94	2,178
			L-4	222A2			N/A	N/A	N/A	N/A	N/A		85,500 @ 127	
27.00-49	VE-420, CRB	6QSF79	E-4	220B	48	19.50 / 4.0	105.8	30.8	32.9	48.9	684	78	55,100 @ 83	2,627
			L-4	239A2			106.1	31.0	34.0	47.7	901		96,500 @ 112	
30.00-51	VE-420, CRB	6QSH30	E-4	226B	52	22.00 / 4.5	114.4	32.5	34.8	52.7	816	85	66,000 @ 80	3,659
			L-4	246A2			114.4	32.5	34.8	52.7	816		117,000 @ 109	
33.00-51	VE-420,CRB	6Q4J35	E-4	232B	58	24.00 / 5.0	N/A	N/A	N/A	N/A	N/A	98	78,500 @ 83	4,218
			L-4	N/A			N/A	N/A	N/A	N/A	N/A		N/A	
36.00-51	VE-420, CRB	6QSJ36	E-4	237B	58	26.00 / 5.00	127.9	40.0	42.3	58.9	1,202	100	91,000 @ 76	5,599
			L-4	256A2			128.1	40.0	44.1	56.2	1,536		156,500 @ 98	

See Load & Inflation Tables starting on page 69 for our recommended cold inflation pressures based on equipment type.

TITAN SM 150 (IND-4)

Key Benefits

- Deep tread, solid center and large contact area provide damage resistance and long tread life
- Self-cleaning grooves provide excellent traction
- CRB - Features Aralon®* Cut Resistant Breaker construction, which provides increased strength and durability without sacrificing heat resistance
- VE-420 (Valued Engineered) tread designed for excellent chip and cut resistance from shot rock

INCREASED CUT RESISTANCE

IMPROVED TREAD WEAR

REDUCED DOWNTIME

INCREASED PUNCTURE RESISTANCE

INCREASED STABILITY

Application(s)

"THE TIRE" FOR INDUSTRIAL SERVICE

HEAVY SIDE WALL FOR INCREASED STABILITY

USED IN: STEEL MILLS, POT/SLAB CARRIERS, LARGER CRANES

Tire Size	Compound/ Construction	Catalog #	Industry Code	Load/ Speed Index	Load Rating	Recom'd Rim Code	Outside Diameter (in)	Overall Width (in)	Static Loaded Width (in)	Static Loaded Radius (in)	Flat Plate Area (in2)	Tread Depth (32nd in)	Rated Load @ Inflation (lbs @ psi)	Weight (lbs)
40.00-57	VE-420, CRB	6SG473	IND-4	268A2	78	27.00 / 6.0	141.7	44.5	48.8	62.2	N/A	105	220,500 @ 120	7,636

TITAN ND SUPER LCM (E-4/L-4)

- Non-directional tread design with center riding rib provides excellent all-around traction and lateral stability
- Increased tread depth provides extended tread life and exceptional resistance to rock-type damage

Tire Size	Catalog #	Industry Code	Load/ Speed Index	Load Rating	Recom'd Rim Code	Outside Diameter (in)	Overall Width (in)	Static Loaded Width (in)	Static Loaded Radius (in)	Flat Plate Area (in2)	Tread Depth (32nd in)	Rated Load @ Inflation (lbs @ psi)	Weight (lbs)
18.00-25	6UNB18	E-4	187B	40	13.00 / 2.5	65.4	20.1	21.0	30.2	242	66	21,500 @ 102	785
		L-4	206A2			65.4	20.2	21.7	29.4	327		37,500 @ 138	

TITAN SUPER SMOOTH (L-4S)

- Deep tread depth provides extended tread life
- Smooth tread design provides maximum damage resistance
- "Value Engineered" VE-610 tread designed for long wear on concrete and asphalt

Tire Size	Compound/ Construction	Catalog #	Industry Code	Load/ Speed Index	Load Rating	Recom'd Rim Code	Outside Diameter (in)	Overall Width (in)	Static Loaded Width (in)	Static Loaded Radius (in)	Flat Plate Area (in2)	Tread Depth (32nd in)	Rated Load @ Inflation (lbs @ psi)	Weight (lbs)
18.00-25	VE-610	646B18	L-4S	206A2	40	13.00 / 2.5	65.6	20.4	21.6	30.1	302	66	37,500 @ 138	950
18.00-33	VE-610	646B83	L-4S	212A2	40	13.00 / 2.5	74.1	20.6	21.9	34.3	357	66	44,100 @ 138	1,163

See Load & Inflation Tables starting on page 69 for our recommended cold inflation pressures based on equipment type.

TITAN LD 250 SUPER SMOOTH UGM (L-5S)

- Extra deep tread depth provides long tread life in extreme conditions
- Smooth tread design provides the maximum rock-type damage resistance
- UGM – Special tread designed specifically to handle the harsh conditions of underground mining
- CRB – Features Aralon®* Cut Resistant Breaker construction, which provides increased strength and durability without sacrificing heat resistance
- CAB - Features Cushion Armor Breaker steel belted construction, which provides increased cut resistance
- Belted 7x7 - Features 7x7 steel belted construction, which provides increased cut resistance and extended wear

Tire Size	Compound/ Construction	Catalog #	Industry Code	Load/ Speed Index	Load Rating	Recom'd Rim Code	Outside Diameter (in)	Overall Width (in)	Static Loaded Width (in)	Static Loaded Radius (in)	Flat Plate Area (in2)	Tread Depth (32nd in)	Rated Load @ Inflation (lbs @ psi)	Weight (lbs)
12.00-24NHS	UGM	SBT912	L-5S	175A2	20	8.50	48.3	12.5	14.0	21.8	N/A	77	15,200 @ 120	341
18.00-25	UGM, CRB	UGMW18	L-5S	202A2	32	13.00 / 2.5	65.6	20.4	21.6	30.1	302	99	33,100 @ 109	1,041
26.5-25	UGM, CRB	6SUW27	L-5S	206A2	32	22.00 / 3.0	71.8	28.0	29.5	32.1	527	105	37,500 @ 80	1,609
29.5-25	UGM, CAB	6CUXW1	L-5S	212A2	34	25.00 / 3.5	75.5	29.9	31.8	33.4	639	128	44,100 @ 76	2,011
29.5-29	UGM, CRB	6SUXW2	L-5S	214A2	34	25.00 / 3.5	79.2	29.8	31.6	35.4	672	115	46,700 @ 76	1,996
35/65-33	UGM, 7x7	67UC6B	L-5S	222A2	42	28.00 / 3.5	82.3	34.7	35.7	37.7	653	115	58,400 @ 91	2,867

See Load & Inflation Tables starting on page 69 for our recommended cold inflation pressures based on equipment type.

GOODYEAR LOGGER LUG III (LS-2)

- Optimal lug angle provides optimized balance between traction and cut resistance
- Special forestry compound for increased resistance to tread chunking and tearing
- Steel belt construction provides excellent penetration resistance

Tire Size	Catalog #	TL/ TT	Industry Code	Load/ Speed Index	Load Rating	Recom'd Rim Code	Outside Diameter (in)	Overall Width (in)	Static Loaded Width (in)	Static Loaded Radius (in)	Flat Plate Area (in2)	Tread Depth (32nd in)	Rated Load @ Inflation (lbs @ psi)	Weight (lbs)
23.1-26	YL3586	TL	LS-2	160A6	16	DW20B	63.8	24.2	25.4	29.5	302	72	9,900 @ 35	640
				172A2			63.8	24.2	26.1	28.7	N/A		13,900 @ 40	
24.5-32	YL3999	TL	LS-2	170A6	20	DH21	70.4	24.5	25.5	32.8	398	64	13,200 @ 40	777
				182A2			70.5	24.3	25.8	32.3	510		18,700 @ 45	

GOODYEAR LOGGER LUG III FLOTATION (HF-3+) or (HF-4)

- Extra-wide tread for high flotation in wet terrain while providing low ground penetration to minimize environmental impact
- Special forestry compound for increased resistance to tread chunking and tearing
- Four steel belted construction provides excellent penetration resistance

Tire Size	Catalog #	TT/ TL	Industry Code	Load/ Speed Index	Load Rating	Recom'd Rim Code	Outside Diameter (in)	Overall Width (in)	Static Loaded Width (in)	Static Loaded Radius (in)	Flat Plate Area (in2)	Tread Depth (32nd in)	Rated Load @ Inflation (lbs @ psi)	Weight (lbs)
66X43.00-25NHS	YL39F3	TL	HF-4	174B	20	36.0TH	69.4	41.2	41.5	32.9	N/A	112	14,800 @ 50	1,482
				190A2			69.4	41.2	41.5	32.9	N/A		23,400 @ 50	
66X43.00-26NHS	YL39F6	TL	HF-4	174B	20	DW36B	69.4	41.2	41.5	32.9	N/A	112	14,800 @ 50	1,475
				190A2			69.4	41.2	41.5	32.9	N/A		23,400 @ 50	
67X34.00-25NHS	YL33R3	TL	HF-4	170B	14	30.0TH	69.2	34.3	34.7	32.4	420	118	13,200 @ 40	1,361
				186A2			69.2	34.3	35.2	31.4	580		20,900 @ 40	
67X34.00-26NHS	YL3R65	TL	HF-4	170B	14	DW30B	69.2	34.3	34.7	32.4	420	118	13,200 @ 40	1,361
				186A2			69.2	34.3	35.2	31.4	580		20,900 @ 40	
DH73X44.00-32	YL39R6	TL	HF-3+	180B	20	DH36	74.2	41.8	41.9	35.4	504	104	17,600 @ 50	1,615
				196A2			N/A	N/A	N/A	N/A	N/A		27,600 @ 50	
DH73X50.00-32	YL39V6	TL	HF-3+	179B	20	DH44	74.4	49.1	49.2	36.8	647	104	17,100 @ 45	1,931
				195A2			74.4	49.1	N/A	N/A	N/A		26,800 @ 45	

See Load & Inflation Tables starting on page 69 for our recommended cold inflation pressures based on equipment type.

GOODYEAR LOGGER LUG III HD (LS-2)

Key Benefits

- Twice as much steel armor construction as standard Logger Lug III for excellent penetration resistance
- Special forestry compound for increased resistance to tread chunking and tearing
- Improved lug stability and wear

REDUCED DOWNTIME

IMPROVED PROFITABILITY

INCREASED TRACTION

INCREASED PUNCTURE RESISTANCE

INCREASED FLOTATION

Application(s)

SPECIAL FORESTRY TREAD AND SIDEWALL

INCREASED CUT/PUNCTURE RESISTANCE

WIDER BELTS THAN THE COMPETITION

Tire Size	Compound/ Construction	Catalog #	TT/ TL	Industry Code	Load/ Speed Index	Load Rating	Recom'd Rim Code	Outside Diameter (in)	Overall Width (in)	Static Loaded Width (in)	Static Loaded Radius (in)	Flat Plate Area (in2)	Tread Depth (32nd in)	Rated Load @ Inflation (lbs @ psi)	Weight (lbs)
28L-26	HD	YL7998	TL	LS-2	165A6	20	DW25B	65.2	27.8	28.5	29.7	401	74	11,400 @ 35	743
					177A2			N/A	N/A	N/A	N/A	N/A		16,100 @ 40	
30.5L-32	HD	YL7T96	TL	LS-2	176A6	26	DH27	74.1	30.0	30.8	34.0	415	70	15,700 @ 40	1,014
					188A2			74.1	30.1	31.2	33.3	511		22,000 @ 45	
30.5L-32	HD	YL7W96	TL	LS-2	180A6	32	DH27	74.1	30.0	30.8	34.0	415	70	17,600 @ 50	1,038
					192A2			74.1	30.1	31.4	33.1	511		24,700 @ 55	
DH35.5L-32	HD	YL7TD5	TL	LS-2	183A6	26	DH31	78.9	35.7	36.6	36.6	576	75	19,300 @ 35	1,388
					195A2			78.8	35.8	37.4	35.4	685		26,800 @ 40	
DH35.5L-32	HD	YL7VD5	TL	LS-2	186A6	30	DH31	78.9	35.9	36.9	36.0	597	75	20,900 @ 40	1,434
					198A2			78.9	35.9	36.9	35.3	696		29,100 @ 45	

TITAN ROAD ROLLER II (C-1)

- Constructed of superior heat resistant nylon fabric plies to promote heat dissipation
- Designed for maximum life, this tire is frequently the tire of choice for industrial compactor applications

Tire Size	Catalog #	Industry Code	Load Rating	Recom'd Rim Code	Outside Diameter (in)	Overall Width (in)	Static Loaded Width (in)	Static Loaded Radius (in)	Flat Plate Area (in2)	Tread Depth (32nd in)	Rated Load @ Inflation (lbs @ psi)	Weight (lbs)
7.50-15NHS	3GR2E1F	C-1	14	6.00	30.8	8.1	N/A	14.1	N/A	N/A	6,300 @ 125	58
8.5/90-15K	3GR3A2	C-1	6	5.50	30.9	8.1	N/A	13.7	N/A	N/A	3,900 @ 50	54

See Load & Inflation Tables starting on page 69 for our recommended cold inflation pressures based on equipment type.

GOODYEAR IT515 HS (R-4)

- Designed for backhoe/loader operations
- More lugs for improved puncture resistance
- Better durability provided by the natural shaped carcass

Tire Size	Catalog #	TL/ TT	Ply Rating	Inflation Pressure (psi)	Rated Load (lbs)	Approved Rim	Overall Width (in)	Outside Diameter (in)	Static Loaded Radius (in)	Rolling Circ. (in)	Tread Depth (32nd in)	RCI	SRI
19.5L-24	4H5161	TL	12	34	7,600	DW16A	20.2	52.5	23.7	156	34	--	625

GOODYEAR IT520 RADIAL (R-4)

- Outstanding soft soil traction
- Reinforced lugs for deeper grip and extended wear
- Industrial use applications

Tire Size	Catalog #	TL/ TT	Load Rating	Inflation Pressure (psi)	Rated Load (lbs)	Approved Rim	Overall Width (in)	Outside Diameter (in)	Static Loaded Radius (in)	Rolling Circ. (in)	Tread Depth (32nd in)	RCI	SRI
340/80R18IND	4528T7	TL	143A8/B	58	6,000	W9, W11	13.3	39.1	17.6	118	36	--	--
460/70R24IND	4528A4	TL	159A8/B	58	9,650	W15L, W16L	18.5	49.4	22.2	145	42	--	600
500/70R24IND	452861	TL	164A8/B	58	11,000	W16L, W16A, W15L, DW16A	19.3	51.7	23.2	156	44	--	625

See Load & Inflation Tables starting on page 69 for our recommended cold inflation pressures based on equipment type.

IMPROVED PROFITABILITY

ROADABILITY

INCREASED PUNCTURE RESISTANCE

IMPROVED TREAD WEAR

GOODYEAR IT525 (R-4)

Key Benefits

- Solid performance on rock-hard ground
- Increased wear and performance on hard surfaces
- Excellent traction in soft soils

Application(s)

Tire Size	Catalog #	TL/ TT	Ply Rating	Load Rating	Inflation Pressure (psi)	Rated Load (lbs)	Approved Rim	Overall Width (in)	Outside Diameter (in)	Static Loaded Radius (in)	Rolling Circ. (in)	Tread Depth (32nd in)	RCI	SRI
16.9-24	45T145	TL	12	N/A	38	7,150	W15L	16.9	51.0	23.0	151	33	39	625
16.9-28	45T148	TL	12	N/A	38	7,600	W15L, W14L	16.8	55.3	25.0	163	33	41	675
18.4-24	45T164	TL	12	N/A	36	8,250	W15L, W16L, W16A	18.4	54.1	24.2	160	34	40	650
19.5L-24	45T161	TL	12	N/A	34	7,600	DW16A	20.1	52.5	23.8	155	34	--	625
21L-24	45T175	TL	12	N/A	32	8,550	DW18A	21.5	53.9	24.0	158	34	40	650
21L-24	45T575	TL	16	N/A	40	9,900	DW18A	20.8	54.2	24.3	160	34	40	650
21L-28	45T376	TL	14	N/A	36	9,900	DW18A	20.9	57.1	26.1	170	34	--	700

GOODYEAR IT530 RADIAL (R-4)

- Excellent hard soil traction
- High puncture resistance
- Refined road comfort

Tire Size	Catalog #	TL/ TT	Load Rating	Inflation Pressure (psi)	Rated Load (lbs)	Approved Rim	Overall Width (in)	Outside Diameter (in)	Static Loaded Radius (in)	Rolling Circ. (in)	Tread Depth (32nd in)	RCI	SRI
500/70R24	453661	TL	157A8/B	46	9,100	W16L, W16A, W15L, DW16A	19.1	51.2	22.8	154	34	--	625
540/70R24	453675	TL	161A8/B	46	10,200	DW16A, DW16L, DW18A, DW18L	21.7	53.8	23.9	161	36	40	650

TITAN INDUSTRIAL TRACTOR LUG (R-4)

- Extra-wide lugs with extensive overlap at the center, designed to resist buckling, tearing and cracking
- Excellent tread wear and roadability, the laterally designed lugs result in even wear

Tire Size	Catalog #	TL/ TT	Ply Rating	Inflation Pressure (psi)	Rated Load (lbs)	Approved Rim	Overall Width (in)	Outside Diameter (in)	Static Loaded Radius (in)	Rolling Circ. (in)	Tread Depth (32nd in)	RCI	SRI
14.9-24	486834	TL	8	30	5,080	W13, W12	15.2	48.9	22.1	144	34	38	600
420/70-24	4866T2	TL	6	20	3,960	W12, W13, W14L	15.8	47.7	21.5	141	35	--	575
16.9-24	486845	TL	8	28	5,840	W15L	17.8	51.5	23.2	152	35	--	625
16.9-24	486145	TL	12	38	7,150	W15L	17.4	50.6	23.0	153	35	--	625
17.5L-24	486803	TL	8	26	5,360	W15L	17.7	49.4	22.0	144	32	38	600
17.5L-24	486103	TL	12	36	6,600	W15L	17.6	49.2	23.5	150	32	38	600
18.4-24	486864	TL	8	24	6,400	W15L, W16L, W16A	19.4	53.5	23.8	156	35	40	650
18.4-26	486156	TL	12	36	8,800	DW16A, W15L, DW15A	19.2	56.1	25.3	165	35	41	675
18.4-28	486058	TL	10	30	7,850	W16L, W15L, W16A	18.8	57.8	26.4	172	35	--	700
19.5L-24	486861	TL	8	24	6,000	W16L, DW16A, W15L	19.6	52.8	23.6	155	34	--	625
19.5L-24	486161	TL	12	34	7,600	DW16A	19.3	51.9	23.3	153	34	--	625
21L-24	486175	TL	12	32	8,550	DW18A	21.4	54.0	24.1	158	35	40	650

See Load & Inflation Tables starting on page 69 for our recommended cold inflation pressures based on equipment type.

GOODYEAR LABORER (F-3)

- Industrial use for rugged applications
- Resists tearing and cracking with special tread compound
- Excellent handling and mobility with its five-rib design

Tire Size	Catalog #	TL/ TT	Ply Rating	Inflation Pressure (psi)	Rated Load (lbs)	Approved Rim	Overall Width (in)	Outside Diameter (in)	Static Loaded Radius (in)	Rolling Circ. (in)	Tread Depth (32nd in)	RCI	SRI
11L-15SL	4LT310	TL	10	52	2,340	8LB, 10LB	10.9	30.8	14.2	92	12	--	--
11L-16SL	4LT317	TL	12	64	2,760	W8L, 8LB, W10L, 10LB	10.9	31.6	14.7	95	16	--	--
14.5/75-16.1SL	4LT388	TL	10	40	3,200	W11C	14.8	36.8	17.3	111	19	--	--

GOODYEAR SURE GRIP LUG (I-3)

- Directional design for excellent traction
- For use in soft soil operations where traction and flotation are required

Tire Size	Catalog #	TL/ TT	Ply Rating	Inflation Pressure (psi)	Rated Load (lbs)	Approved Rim	Overall Width (in)	Outside Diameter (in)	Static Loaded Radius (in)	Rolling Circ. (in)	Tread Depth (32nd in)	RCI	SRI
12.5/80-18	4GL5J9	TL	14	62	6,600	W9, W11	12.0	39.7	17.7	116	31	--	--

TITAN CONTRACTOR (F-3)

- Low section design for loader backhoe applications
- Designed for excellent durability and good road handling characteristics

Tire Size	Catalog #	TL/ TT	Ply Rating	Load Rating	Inflation Pressure (psi)	Rated Load (lbs)	Approved Rim	Overall Width (in)	Outside Diameter (in)	Static Loaded Radius (in)	Rolling Circ. (in)	Tread Depth (32nd in)	RCI	SRI
11L-16SL	465317	TL	12	N/A	64	2,760	W8L, 8LB, W10L, 10LB	10.9	32.4	15.1	97	15	--	--
14.5/75-16.1SL	465388	TL	10	N/A	40	3,200	W11C	13.7	35.5	16.4	105	18	--	--
480/45-17	4652Q3	TL	N/A	134A8/B	29	4,680	16	18.8	33.9	14.9	98	15	--	--

See Load & Inflation Tables starting on page 69 for our recommended cold inflation pressures based on equipment type.

TITAN CONTRACTOR-T (I-3)

- An implement tire specially designed for high traction applications
- Frequently used on the front of backhoes

Tire Size	Catalog #	TL/ TT	Ply Rating	Inflation Pressure (psi)	Rated Load (lbs)	Approved Rim	Overall Width (in)	Outside Diameter (in)	Static Loaded Radius (in)	Rolling Circ. (in)	Tread Depth (32nd in)	RCI	SRI
10.5/80-18	46W3X8	TL	6	33	2,830	W9, W8	10.7	36.1	16.6	108	29	--	--
10.5/80-18	46W3J8	TL	10	54	3,840	W9, W8	10.9	35.9	16.7	108	29	--	--
12.5/80-18	46W3J9	TL	10	46	4,710	W9, W11	12.1	38.3	18.0	116	31	--	--

TITAN CONTRACTOR II (I-3)

- More robust design for use on the front of large backhoes

Tire Size	Catalog #	TL/ TT	Ply Rating	Inflation Pressure (psi)	Rated Load (lbs)	Approved Rim	Overall Width (in)	Outside Diameter (in)	Static Loaded Radius (in)	Rolling Circ. (in)	Tread Depth (32nd in)	RCI	SRI
12.5/80-18	42E3T7	TL	12	56	5,360	W9, W11	12.5	38.8	17.5	115	32	--	--

TITAN CONTRACTOR FWD (SS)

- Excellent traction and wear are the benefits of the broad, curved lugs
- High strength construction gives it exceptional durability

Tire Size	Catalog #	TL/ TT	Ply Rating	Inflation Pressure (psi)	Rated Load (lbs)	Approved Rim	Overall Width (in)	Outside Diameter (in)	Static Loaded Radius (in)	Rolling Circ. (in)	Tread Depth (32nd in)	RCI	SRI
12-16.5NHS	46C3E6	TL	6	40	4,220	9.75	11.7	33.2	14.8	97	23	--	--
14-17.5NHS	46C3G9	TL	10	55	6,850	10.5	13.6	37.6	16.6	109	24	--	--
15-19.5NHS	46C3H9	TL	8	40	7,250	11.75, 12.25	15.5	40.7	17.8	118	26	--	--

See Load & Inflation Tables starting on page 69 for our recommended cold inflation pressures based on equipment type.

GOODYEAR SURE GRIP LOADER (SS)

Tire Size	Catalog #	TL/ TT	Ply Rating	Inflation Pressure (psi)	Rated Load (lbs)	Approved Rim	Overall Width (in)	Outside Diameter (in)	Static Loaded Radius (in)	Rolling Circ. (in)	Tread Depth (32nd in)	RCI	SRI
15-19.5NHS	4GL3H9	TL	8	40	7,250	11.75, 12.25	15.6	39.6	17.5	115	26	--	--

TITAN TI422 (I-3)

- Designed for low horsepower traction requirements, the TI422 offers good roadability and excellent durability

Tire Size	Catalog #	TL/ TT	Ply Rating	Inflation Pressure (psi)	Rated Load (lbs)	Approved Rim	Overall Width (in)	Outside Diameter (in)	Static Loaded Radius (in)	Rolling Circ. (in)	Tread Depth (32nd in)	RCI	SRI
12.5/80-18NHS	4223J9	TL	10	46	4,680	W9, W11	12.0	38.8	17.4	114	34	--	--

TITAN TRAC-LOADER CHEVRON (SS)

- Features chevron tread pattern with nylon fabric construction
- Intended for skid steer use

Tire Size	Catalog #	TL/ TT	Ply Rating	Inflation Pressure (psi)	Rated Load (lbs)	Approved Rim	Overall Width (in)	Outside Diameter (in)	Static Loaded Radius (in)	Rolling Circ. (in)	Tread Depth (32nd in)	RCI	SRI
7.00-15SS	4123C5	TL	6	60	3,180	5.50F	N/A	N/A	N/A	N/A	17	--	--

See Load & Inflation Tables starting on page 69 for our recommended cold inflation pressures based on equipment type.

TITAN LSW G9A (SS)

- Premium LSW skid steer tire with all the features of the HD 2000 II, plus run-flat capability
- LSW assemblies reduce bounce and lope, and improve lateral stability

Tire Size	Catalog #	TL/ TT	Ply Rating	Inflation Pressure (psi)	Rated Load (lbs)	Approved Rim	Overall Width (in)	Outside Diameter (in)	Static Loaded Radius (in)	Rolling Circ. (in)	Tread Depth (32nd in)	RCI	SRI
LSW305-546NHS	G9A3M1	TL	10	65	5,600	546x248LSW	11.9	32.8	15.0	97	24	--	--

TITAN HD 1000 (SS)

- A great entry-level competitively priced skid steer tire
- Rim guard for protection against trash and debris damage

Tire Size	Catalog #	TL/ TT	Ply Rating	Load Rating	Inflation Pressure (psi)	Rated Load (lbs)	Approved Rim	Overall Width (in)	Outside Diameter (in)	Static Loaded Radius (in)	Rolling Circ. (in)	Tread Depth (32nd in)	RCI	SRI
10-16.5NHS	HD18C8	TL	8	116A8	60	2,760	8.25	10.2	30.1	14.0	90	18	--	--
				130A2	60	4,180		10.2	30.1	13.5	89			
12-16.5NHS	HD10J7	TL	10	126A8	65	3,740	9.75	11.6	33.0	15.2	98	20	--	--
				141A2	65	5,680		11.6	33.0	14.7	97			

TITAN HD 2000 (SS)

- Engineered with HD sidewalls to protect against abrasions, tears and punctures
- Improved dual tapered step lug for wear and extended life

Tire Size	Catalog #	TL/ TT	Ply Rating	Inflation Pressure (psi)	Rated Load (lbs)	Approved Rim	Overall Width (in)	Outside Diameter (in)	Static Loaded Radius (in)	Rolling Circ. (in)	Tread Depth (32nd in)	RCI	SRI
10-16.5NHS	4393D1	TL	8	60	4,140	8.25	10.7	30.9	14.1	92	21	--	--
12-16.5NHS	4393J7	TL	10	65	5,600	9.75	12.9	32.4	14.9	97	23	--	--
14-17.5NHS	439384	TL	14	80	8,540	10.5	14.5	36.3	16.5	108	24	--	--
15-19.5NHS	439336	TL	12	60	9,190	11.75, 12.25	15.6	40.0	18.0	118	25	--	--

See Load & Inflation Tables starting on page 69 for our recommended cold inflation pressures based on equipment type.

TITAN HD 2000 II (SS)

- Titan's premium conventional skid steer tire with deeper tread depth, premium compound, larger tread lugs, heavier sidewall and larger rim gaurd

Tire Size	Catalog #	TL/ TT	Ply Rating	Inflation Pressure (psi)	Rated Load (lbs)	Approved Rim	Overall Width (in)	Outside Diameter (in)	Static Loaded Radius (in)	Rolling Circ. (in)	Tread Depth (32nd in)	RCI	SRI
10-16.5NHS	49E3D1	TL	8	60	4,140	8.25	11.0	30.4	13.9	90	24	--	--
12-16.5NHS	49E3J7	TL	10	65	5,600	9.75	13.0	32.7	15.0	98	26	--	--
14-17.5NHS	49E384	TL	14	80	8,540	10.5	15.2	35.8	16.2	106	26	--	--
31x15.50-16.5	49E3L8	TL	8	40	4,850	12	14.8	30.5	13.6	89	24	--	--
33x15.50-16.5	49E3R9	TL	14	70	7,480	12	15.1	33.2	14.9	98	26	--	--

See Load & Inflation Tables starting on page 69 for our recommended cold inflation pressures based on equipment type.

TITAN ULTIMATE (SS)

- Extra long life with up to twice the tread depth of conventional skid steer tires
- Superior damage resistance due to extra heavy sidewall and large rim guard
- Superior traction from high void-to-lug ratio
- Lowest possible cost per hour delivered by specialty compound and industry leading tread depth

Tire Size	Catalog #	TL/ TT	Ply Rating	Inflation Pressure (psi)	Rated Load (lbs)	Approved Rim	Overall Width (in)	Outside Diameter (in)	Static Loaded Radius (in)	Rolling Circ. (in)	Tread Depth (32nd in)	RCI	SRI
10-16.5NHS	49U3D1	TL	8	60	4,140	8.25	10.7	30.1	13.8	89	42	--	--
12-16.5NHS	49U3J7	TL	10	65	5,600	9.75	12.2	33.0	15.2	98	44	--	--
14-17.5NHS	49U384	TL	14	80	8,540	10.5	14.6	35.4	16.1	105	42	--	--

TITAN H/E (SS)

- Titan's premium deep tread skid steer tire, designed for use in severe applications such as concrete, asphalt, demolition areas, quarries, glass plants, and scrap yards

Tire Size	Catalog #	TL/ TT	Ply Rating	Inflation Pressure (psi)	Rated Load (lbs)	Approved Rim	Overall Width (in)	Outside Diameter (in)	Static Loaded Radius (in)	Rolling Circ. (in)	Tread Depth (32nd in)	RCI	SRI
10-16.5NHS	43H3R8	TL	10	75	4,710	8.25	10.6	30.7	14.1	91	44	--	--
12-16.5NHS	43H34R	TL	14	90	6,780	9.75	12.5	33.3	15.6	100	44	--	--
14-17.5NHS	43H384	TL	14	80	8,540	10.5	13.7	35.9	16.0	105	47	--	--

See Load & Inflation Tables starting on page 69 for our recommended cold inflation pressures based on equipment type.

STIIR

LOAD & INFLATON TABLES TABLE OF CONTENTS

Bias Articulated Dump Truck
17.5-25 Articulated Dump Truck Usage Chart....70
20.5-25 Articulated Dump Truck Usage Chart....70
23.5-25 Articulated Dump Truck Usage Chart....70
26.5-25 Articulated Dump Truck Usage Chart....72
29.5-25 Articulated Dump Truck Usage Chart....73

Bias Grader
13.00-24TG Grader Usage Chart....75
14.00-24TG Grader Usage Chart....75
16.00-24TG Grader Usage Chart....77
17.5-25 Grader Usage Chart....77

Bias Loader
15.5-25 Loader Usage Chart....79
17.5-25 Loader Usage Chart....79
20.5-25 Loader Usage Chart....82
Titan HK 458 20.5-25 Loader Usage Chart....85
23.5-25 Loader Usage Chart....87
Titan HK 458 23.5-25 Loader Usage Chart....89
26.5-25 Loader Usage Chart....91
29.5-25 Loader Usage Chart....93
725/70-25 Loader Usage Chart....94
35/65-33 Loader Usage Chart....94
40/65-39 Loader Usage Chart....96
45/65-45 Loader Usage Chart....96
41.25/70-39 Loader Usage Chart....96

Bias Rigid Dump Truck
18.00-25 Rigid Dump Truck Usage Chart....97
18.00-33 Rigid Dump Truck Usage Chart....97
21.00-35 Rigid Dump Truck Usage Chart....98
24.00-35 Rigid Dump Truck Usage Chart....98
24.00-49 Rigid Dump Truck Usage Chart....99
27.00-49 Rigid Dump Truck Usage Chart....99
30.00-51 Rigid Dump Truck Usage Chart....100
33.00-51 Rigid Dump Truck Usage Chart....101

Bias Towed Scraper
20.5-25 Towed Scraper Usage Chart....102
23.5-25 Towed Scraper Usage Chart....102
26.5-25 Towed Scraper Usage Chart....102
29.5-25 Towed Scraper Usage Chart....102

Bias Tractor Scraper
18.00-25 Tractor Scraper Usage Chart....103
23.5-25 Tractor Scraper Usage Chart....103
26.5-25 Tractor Scraper Usage Chart....103
29.5-25 Tractor Scraper Usage Chart....104
29.5-29 Tractor Scraper Usage Chart....104
29.5-35 Tractor Scraper Usage Chart....104
33.25-29 Tractor Scraper Usage Chart....105
33.25-35 Tractor Scraper Usage Chart....105
33.5-33 Tractor Scraper Usage Chart....105
37.5-33 Tractor Scraper Usage Chart....106
37.25-35 Tractor Scraper Usage Chart....106
37.5-39 Tractor Scraper Usage Chart....106

Radial Articulated Dump Truck
17.5R25 Articulated Dump Truck Usage Chart....107
20.5R25 Articulated Dump Truck Usage Chart....107
23.5R25 Articulated Dump Truck Usage Chart....108
26.5R25 Articulated Dump Truck Usage Chart....110
29.5R25 Articulated Dump Truck Usage Chart....111
750/65R25 Articulated Dump Truck Usage Chart....112
875/65R29 Articulated Dump Truck Usage Chart....113

Radial Grader
14.00R24TG Grader Usage Chart....114
17.5R25 Grader Usage Chart....115
20.5R25 Grader Usage Chart....117
29.5R29 Grader Usage Chart....117

Radial Loader
17.5R25 Loader Usage Chart....118
20.5R25 Loader Usage Chart....121
23.5R25 Loader Usage Chart....124
26.5R25 Loader Usage Chart....126
29.5R25 Loader Usage Chart....128
750/65R25 Loader Usage Chart....129
875/65R29 Loader Usage Chart....129
35/65R33 Loader Usage Chart....130
45/65R45 Loader Usage Chart....131
50/65R51 Loader Usage Chart....131
58/80R63 Loader Usage Chart....132

Radial Rigid Dump Truck
18.00R33 Rigid Dump Truck Usage Chart....133
24.00R35 Rigid Dump Truck Usage Chart....134
27.00R49 Rigid Dump Truck Usage Chart....135
33.00R51 Rigid Dump Truck Usage Chart....136
37.00R57 Rigid Dump Truck Usage Chart....136
40.00R57 Rigid Dump Truck Usage Chart....137
46/90R57 Rigid Dump Truck Usage Chart....137
50/80R57 Rigid Dump Truck Usage Chart....138
53/80R63 Rigid Dump Truck Usage Chart....138
56/80R63 Rigid Dump Truck Usage Chart....138
59/80R63 Rigid Dump Truck Usage Chart....139

Radial Towed Scraper
17.5R25 Towed Scraper Usage Chart....140
20.5R25 Towed Scraper Usage Chart....140
23.5R25 Towed Scraper Usage Chart....140
26.5R25 Towed Scraper Usage Chart....140
29.5R25 Towed Scraper Usage Chart....141
875/65R29 Towed Scraper Usage Chart....141

Radial Tractor Scraper
23.5R25 Towed Scraper Usage Chart....142
26.5R25 Towed Scraper Usage Chart....142
29.5R25 Towed Scraper Usage Chart....143

Industrial Vehicle
Off the Road Tire Loads - Use on Industrial Vehicles....144
Industrial Vehicle for use on Smooth Floors & Runways Only....144

Other Inflation Tables
Pavers....145
High Flotation Bias....147
High Flotation Radial....149
Forestry....150
Material Handling....152
Approved Rim Contours....154

BIAS ARTICULATED DUMP TRUCK

17.5-25 ARTICULATED DUMP TRUCK USAGE CHART

For Standard Earthmover Service: <2.5 mile, < 30 mph

Manufacturer	Model	Payload (tons)	Front Minimum Ply Rating	Front Minimum Inflation (psi)	Middle Minimum Ply Rating	Middle Minimum Inflation (psi)	Rear Minimum Ply Rating	Rear Minimum Inflation (psi)
Bell	B17B	17	CT	CT	CT	CT	CT	CT

20.5-25 ARTICULATED DUMP TRUCK USAGE CHART

For Standard Earthmover Service: <2.5 mile, < 30 mph

Manufacturer	Model	Payload (tons)	Front Minimum Ply Rating	Front Minimum Inflation (psi)	Middle Minimum Ply Rating	Middle Minimum Inflation (psi)	Rear Minimum Ply Rating	Rear Minimum Inflation (psi)
Bell	B18E	20	16	35	20	45	20	45
Bell	B20B	20	16	35	20	40	20	40
Bell	B20D 6x4	18	16	30	24	45	20	45
Bell	B20D 6x6	18	16	30	24	50	24	45
Bell	B20E	20	16	35	20	45	20	45
Caterpillar	D250B	25	24	50	CT	CT	CT	CT
Caterpillar	D250D	25	24	45	CT	CT	CT	CT
Komatsu	HA250-1	25	CT	CT	CT	CT	CT	CT
Moxy	MT30 LHS	30	CT	CT	CT	CT	CT	CT
Terex	2364	23	24	50	24	50	24	45
Terex	2366	23	24	50	24	50	24	45
Terex	2566B	25	CT	CT	CT	CT	24	50
Terex	2566C	25	CT	CT	CT	CT	24	55
Volvo	A20 6X4	20	-	-	20	45	20	45
Volvo	A20 6x6	20	-	-	20	45	20	45
Volvo	A20C 6X6	20	20	40	20	45	20	45
Volvo	A25 6X4	25	20	40	CT	CT	CT	CT
Volvo	A25	25	20	45	CT	CT	CT	CT
Volvo	A25B	25	20	40	CT	CT	CT	CT

Pressure and ply recommendations based on normal quarry operations with standard equipment. For different applications, or modified equipment, please contact OTR Field Engineering for a specific recommendation. Tire damage or failure caused by improper load, ply, speed or inflation practices is not covered by the Titan Tire Warranty Policy.

CT - Contact Titan Technical services

23.5-25 ARTICULATED DUMP TRUCK USAGE CHART

For Standard Earthmover Service: <2.5 mile, < 30 mph

Manufacturer	Model	Payload (tons)	Front Minimum Ply Rating	Front Minimum Inflation (psi)	Middle Minimum Ply Rating	Middle Minimum Inflation (psi)	Rear Minimum Ply Rating	Rear Minimum Inflation (psi)
Bell	B25B	25	20	35	20	35	20	35
Bell	B25D	26	20	35	20	40	20	40
Bell	B25E	27	16	30	CT	CT	CT	CT
Bell	B30B	30	CT	CT	CT	CT	CT	CT
Bell	B30D	30	20	35	CT	CT	CT	CT
Bell	B30E	31	20	35	CT	CT	CT	CT

CONTINUES ON NEXT PAGE

23.5-25 ARTICULATED DUMP TRUCK USAGE CHART CONTINUED

For Standard Earthmover Service: <2.5 mile, < 30 mph

Manufacturer	Model	Payload (tons)	Front Minimum Ply Rating	Front Minimum Inflation (psi)	Middle Minimum Ply Rating	Middle Minimum Inflation (psi)	Rear Minimum Ply Rating	Rear Minimum Inflation (psi)
Caterpillar	D20D	20	CT	CT	12	25	CT	CT
Caterpillar	D250B	25	20	35	20	40	20	40
Caterpillar	D250D	25	16	30	20	40	20	40
Caterpillar	D250E	25	20	40	CT	CT	CT	CT
Caterpillar	D300B	30	20	40	CT	CT	CT	CT
Caterpillar	D300D	30	20	40	CT	CT	CT	CT
Caterpillar	D300E	30	20	40	CT	CT	CT	CT
Caterpillar	D350C	35	CT	CT	CT	CT	CT	CT
Caterpillar	725	25	20	40	CT	CT	CT	CT
Caterpillar	725	26	CT	CT	CT	CT	CT	CT
Caterpillar	725C	26	CT	CT	CT	CT	CT	CT
Caterpillar	725C2	27	CT	CT	CT	CT	CT	CT
Caterpillar	730	30	CT	CT	CT	CT	CT	CT
Caterpillar	730	31	CT	CT	CT	CT	CT	CT
Caterpillar	730 EJ	31	CT	CT	CT	CT	CT	CT
Caterpillar	730C	31	CT	CT	CT	CT	CT	CT
Caterpillar	730C EJ	31	CT	CT	CT	CT	CT	CT
Caterpillar	730C2	31	CT	CT	CT	CT	CT	CT
Caterpillar	730C2 EJ	31	CT	CT	CT	CT	CT	CT
Deere	250C	25	20	35	16	30	20	35
Deere	250D	25	20	35	20	40	20	40
Deere	250D-II	25	20	35	20	40	20	40
Deere	260E	26	CT	CT	CT	CT	CT	CT
Deere	300C	30	20	40	CT	CT	CT	CT
Deere	300D	30	20	35	CT	CT	CT	CT
Deere	300D-II	30	20	40	CT	CT	CT	CT
Deere	310E	31	CT	CT	CT	CT	CT	CT
Doosan	DA30	31	CT	CT	CT	CT	CT	CT
Doosan	DA30-5	31	CT	CT	CT	CT	CT	CT
Komatsu	HA270-1	27	CT	CT	CT	CT	CT	CT
Komatsu	HM300-1	30	CT	CT	CT	CT	CT	CT
Komatsu	HM300-2	30	CT	CT	CT	CT	CT	CT
Komatsu	HM300-3	31	CT	CT	CT	CT	CT	CT
Komatsu	HM300-5	31	CT	CT	CT	CT	CT	CT
Moxy	MT26	26	CT	CT	CT	CT	CT	CT
Moxy	MT30X	30	CT	CT	20	35	20	35
Moxy	MT30LHS	30	CT	CT	CT	CT	CT	CT
Moxy	MT31	31	CT	CT	CT	CT	CT	CT
Randon	RK-628	28	20	35	CT	CT	CT	CT
Terex	2566B	25	CT	CT	20	35	20	35
Terex	2566C	25	CT	CT	20	40	20	35
Terex	2766B	28	CT	CT	20	40	20	40
Terex	2766C	28	CT	CT	CT	CT	20	40
Terex	3066	30	CT	CT	CT	CT	CT	CT
Terex	3066C	30	20	40	CT	CT	CT	CT
Terex	TA250	28	CT	CT	CT	CT	CT	CT

CONTINUES ON NEXT PAGE

23.5-25 ARTICULATED DUMP TRUCK USAGE CHART CONTINUED

For Standard Earthmover Service: <2.5 mile, < 30 mph

Manufacturer	Model	Payload (tons)	Front Minimum Ply Rating	Front Minimum Inflation (psi)	Middle Minimum Ply Rating	Middle Minimum Inflation (psi)	Rear Minimum Ply Rating	Rear Minimum Inflation (psi)
Terex	TA250-9	28	CT	CT	CT	CT	CT	CT
Terex	TA300	31	CT	CT	CT	CT	CT	CT
Terex	TA300-T4	31	CT	CT	CT	CT	CT	CT
Terex	TA300-9	31	CT	CT	CT	CT	CT	CT
Volvo	A20 6X4	20	12	25	-	-	-	-
Volvo	A25	25	16	30	20	40	20	40
Volvo	A25 4X4	25	16	35	-	-	-	-
Volvo	A25 6X4	25	16	30	20	40	20	40
Volvo	A25B	25	16	30	20	40	20	40
Volvo	A25B 4X4	25	16	35	-	-	-	-
Volvo	A25C	25	16	30	20	40	20	40
Volvo	A25C 4X4	25	20	35	-	-	-	-
Volvo	A25C 6X6	25	16	30	20	40	20	40
Volvo	A25D	27	20	40	CT	CT	CT	CT
Volvo	A25E	27	20	40	CT	CT	CT	CT
Volvo	A25E 4X4	27	CT	CT	-	-	-	-
Volvo	A25F	27	20	40	CT	CT	CT	CT
Volvo	A25G	27	CT	CT	CT	CT	CT	CT
Volvo	A30	30	20	40	CT	CT	CT	CT
Volvo	A30C	30	CT	CT	CT	CT	CT	CT
Volvo	A30C 6X6	30	CT	CT	CT	CT	CT	CT
Volvo	A30D	31	CT	CT	CT	CT	CT	CT
Volvo	A30E	31	CT	CT	CT	CT	CT	CT
Volvo	A30F	31	CT	CT	CT	CT	CT	CT
Volvo	A30G	31	CT	CT	CT	CT	CT	CT

Pressure and ply recommendations based on normal quarry operations with standard equipment. For different applications, or modified equipment, please contact OTR Field Engineering for a specific recommendation. Tire damage or failure caused by improper load, ply, speed or inflation practices is not covered by the Titan Tire Warranty Policy.

CT - Contact Titan Technical services

26.5-25 ARTICULATED DUMP TRUCK USAGE CHART

For Standard Earthmover Service: <2.5 mile, < 30 mph

Manufacturer	Model	Payload (tons)	Front Minimum Ply Rating	Front Minimum Inflation (psi)	Middle Minimum Ply Rating	Middle Minimum Inflation (psi)	Rear Minimum Ply Rating	Rear Minimum Inflation (psi)
Bell	B35D	36	26	45	32	55	32	55
Bell	B35E	37	32	50	44	55	32	55
Bell	B40	40	32	50	44	60	44	60
Bell	B40B	40	32	50	44	55	44	55
Bell	B40D 6x4	40	26	45	44	60	44	55
Caterpillar	D25C	25	32	50	CT	-	44	55
Caterpillar	D25D	25	32	50	CT	-	44	55
Caterpillar	D350C	35	26	45	26	45	26	45
Caterpillar	D350D	35	32	45	26	45	26	45
Caterpillar	D400D	40	32	50	44	55	44	55

CONTINUES ON NEXT PAGE

26.5-25 ARTICULATED DUMP TRUCK USAGE CHART CONTINUED

For Standard Earthmover Service: <2.5 mile, < 30 mph

Manufacturer	Model	Payload (tons)	Front Minimum Ply Rating	Front Minimum Inflation (psi)	Middle Minimum Ply Rating	Middle Minimum Inflation (psi)	Rear Minimum Ply Rating	Rear Minimum Inflation (psi)
Caterpillar	735	35	32	55	32	55	32	55
Caterpillar	735	36	44	55	32	55	32	50
Caterpillar	735B	36	44	60	32	55	32	50
Caterpillar	735B	36	44	60	32	55	32	50
Caterpillar	735C	36	32	55	32	55	32	50
Deere	350C	35	32	45	32	50	32	50
Deere	350D	35	26	45	32	50	32	50
Deere	350D Series II	35	32	50	32	50	32	50
Deere	370E	37	32	50	44	55	32	55
Komatsu	HM350-2	36	32	50	32	55	32	55
Moxy	MT36	36	32	45	32	50	32	50
Moxy	MT40	40	32	45	32	55	32	55
Terex	4066	37	20	40	32	50	32	50
Terex	4066B	40	26	45	44	55	44	55
Terex	4066C	40	26	45	44	60	44	60
Terex	TA350	38	26	40	44	60	44	60
Volvo	A35	35	20	40	32	50	32	50
Volvo	A35C	35	20	40	32	50	32	50
Volvo	A35C 6X6	35	20	40	32	50	32	50
Volvo	A35D	36	26	40	32	55	32	55
Volvo	A35E	37	26	40	44	55	44	55
Volvo	A35E-FS	37	26	40	44	55	44	55
Volvo	A35F	37	26	45	44	55	44	55
Volvo	A35F-FS	37	26	45	44	55	44	55
Volvo	A35G	37	32	45	44	55	44	55
Volvo	A35G-FS	37	32	45	44	55	44	55

Pressure and ply recommendations based on normal quarry operations with standard equipment. For different applications, or modified equipment, please contact OTR Field Engineering for a specific recommendation. Tire damage or failure caused by improper load, ply, speed or inflation practices is not covered by the Titan Tire Warranty Policy.

CT - Contact Titan Technical services

29.5-25 ARTICULATED DUMP TRUCK USAGE CHART

For Standard Earthmover Service: <2.5 mile, < 30 mph

Manufacturer	Model	Payload (tons)	Front Minimum Ply Rating	Front Minimum Inflation (psi)	Middle Minimum Ply Rating	Middle Minimum Inflation (psi)	Rear Minimum Ply Rating	Rear Minimum Inflation (psi)
Atlas	FB-645	45	34	55	34	60	34	60
Bell	B40B	40	28	45	28	50	28	45
Bell	B40D	41	28	40	34	50	34	50
Bell	B40E	43	28	45	34	55	34	55
Bell	B45D	45	28	45	38	60	34	60
Bell	B45E	45	28	45	34	55	34	55
Bell	B50E	50	34	50	CT	CT	CT	CT
Caterpillar	D30C 4x4	30	28	45	-	-	38	60
Caterpillar	D30D 4x4	30	28	45	-	-	38	60

CONTINUES ON NEXT PAGE

29.5-25 ARTICULATED DUMP TRUCK USAGE CHART CONTINUED

For Standard Earthmover Service: <2.5 mile, < 30 mph

Manufacturer	Model	Payload (tons)	Front Minimum Ply Rating	Front Minimum Inflation (psi)	Middle Minimum Ply Rating	Middle Minimum Inflation (psi)	Rear Minimum Ply Rating	Rear Minimum Inflation (psi)
Caterpillar	D35C	35	28	45	-	-	CT	-
Caterpillar	D40D	40	34	55	-	-	CT	-
Caterpillar	D350C	35	28	35	28	40	28	35
Caterpillar	D350D	35	28	40	28	40	28	40
Caterpillar	D400D	40	28	45	28	45	28	45
Caterpillar	D400E	40	28	45	28	45	28	45
Caterpillar	740	40	34	50	28	50	28	45
Caterpillar	740	44	34	55	34	55	34	50
Caterpillar	740 EJ	42	28	45	38	60	34	55
Caterpillar	740B	44	34	55	34	55	34	50
Caterpillar	740B EJ	42	28	50	34	60	34	55
Caterpillar	740C EJ	42	28	45	34	60	34	55
Caterpillar	740 GC	40	28	50	34	50	28	50
Caterpillar	745C	45	34	55	34	55	34	55
Deere	370E	37	28	45	28	45	28	45
Deere	400C	40	28	45	28	45	28	45
Deere	400D	40	28	40	34	50	34	50
Deere	400D Series II	40	28	40	34	55	34	50
Deere	410E	41	28	45	34	50	34	50
Deere	460E	46	28	50	34	55	34	55
Doosan	DA40	44	28	45	34	55	34	55
Doosan	DA40-5	44	28	45	34	55	34	55
Komatsu	HD400	40	28	40	34	50	34	50
Komatsu	HM400-2	40	28	40	34	55	34	55
Komatsu	HM400-3	44	28	45	34	60	34	60
Komatsu	HM400-5	44	28	50	38	60	34	55
Moxy	MT41	41	28	40	34	50	34	50
Moxy	MT51	51	28	45	38	60	38	60
Terex	TA400-9	42	28	40	34	55	34	55
Volvo	A40	40	28	35	34	50	34	50
Volvo	A40D	41	28	40	34	55	34	55
Volvo	A40E	43	28	40	34	55	34	55
Volvo	A40E-FS	43	28	40	34	55	34	55
Volvo	A40F	43	28	45	34	55	34	55
Volvo	A40F-FS	43	28	40	34	55	34	55
Volvo	A40G	43	28	45	34	55	34	55
Volvo	A40G-FS	43	28	45	34	55	34	55
Volvo	A45G	45	28	45	34	55	34	55
Volvo	A45G-FS	45	28	45	34	55	34	55
Volvo	A25 4X4	25	-	-	-	-	34	55
Volvo	A25B 4X4	25	-	-	-	-	34	55
Volvo	A25C 4X4	25	-	-	-	-	34	55
Volvo	A25E 4X4	27	-	-	-	-	38	65

Pressure and ply recommendations based on normal quarry operations with standard equipment. For different applications, or modified equipment, please contact OTR Field Engineering for a specific recommendation. Tire damage or failure caused by improper load, ply, speed or inflation practices is not covered by the Titan Tire Warranty Policy.

CT - Contact Titan Technical services

BIAS GRADER

13.00-24TG GRADER USAGE CHART

For Standard Grader Service: Unlimited distance, < 25 mph

Manufacturer	Model	Front Minimum Ply Rating	Front Minimum Inflation (psi)	Middle Minimum Ply Rating	Middle Minimum Inflation (psi)	Rear Minimum Ply Rating	Rear Minimum Inflation (psi)
Case	845B	12	35	12	45	12	45
Case	865B	12	40	12	45	12	45
Case	865B AWD	12	40	16	45	16	45
Caterpillar	12M	12	45	CT	CT	CT	CT
Caterpillar	120M2	12	40	CT	CT	CT	CT
Caterpillar	120M2 AWD	12	45	CT	CT	CT	CT

Pressure and ply recommendations based on normal quarry operations with standard equipment. For different applications, or modified equipment, please contact OTR Field Engineering for a specific recommendation. Tire damage or failure caused by improper load, ply, speed or inflation practices is not covered by the Titan Tire Warranty Policy.

CT - Contact Titan Technical services

14.00-24TG GRADER USAGE CHART

For Standard Grader Service: Unlimited distance, < 25 mph

Manufacturer	Model	Front Minimum Ply Rating	Front Minimum Inflation (psi)	Middle Minimum Ply Rating	Middle Minimum Inflation (psi)	Rear Minimum Ply Rating	Rear Minimum Inflation (psi)
Case	845B	12	25	12	40	12	40
Case	865B	12	25	12	40	12	40
Case	865B AWD	12	30	12	40	12	40
Case	885B	12	35	14	40	14	40
Case	885B AWD	12	40	14	40	14	40
Caterpillar	12M	12	30	14	40	14	40
Caterpillar	12M2	12	35	14	45	14	45
Caterpillar	12M2 AWD	12	35	CT	CT	CT	CT
Caterpillar	12M3	12	35	CT	CT	CT	CT
Caterpillar	12M3 AWD	12	35	CT	CT	CT	CT
Caterpillar	120M2	12	30	14	40	14	40
Caterpillar	120M2 AWD	12	30	14	45	14	45
Caterpillar	140	12	30	16	45	16	45
Caterpillar	140H	12	25	12	40	12	40
Caterpillar	140M	12	30	14	45	14	45
Caterpillar	140M AWD	12	35	CT	CT	CT	CT
Caterpillar	140M2	12	35	CT	CT	CT	CT
Caterpillar	140M2 AWD	12	40	CT	CT	CT	CT
Caterpillar	140M3	12	35	CT	CT	CT	CT
Caterpillar	140M3 AWD	14	40	CT	CT	CT	CT
Caterpillar	160M	12	35	CT	CT	CT	CT
Caterpillar	160M AWD	12	40	CT	CT	CT	CT
Caterpillar	160M2	12	35	CT	CT	CT	CT
Caterpillar	160M2 AWD	14	40	CT	CT	CT	CT
Caterpillar	160M3	12	35	CT	CT	CT	CT
Caterpillar	160M3 AWD	14	40	CT	CT	CT	CT

CONTINUES ON NEXT PAGE

14.00-24TG GRADER USAGE CHART CONTINUED

For Standard Grader Service: Unlimited distance, < 25 mph

Manufacturer	Model	Front Minimum Ply Rating	Front Minimum Inflation (psi)	Middle Minimum Ply Rating	Middle Minimum Inflation (psi)	Rear Minimum Ply Rating	Rear Minimum Inflation (psi)
Deere	620G/GP	12	30	14	45	14	45
Deere	622G/GP	12	35	14	45	14	45
Deere	670G Std	12	25	12	40	12	40
Deere	670G w/ ripper	12	35	14	45	14	45
Deere	672G Std	12	30	12	40	12	40
Deere	672G w/ ripper	12	35	CT	CT	CT	CT
Deere	770C std	12	25	12	40	12	40
Deere	770C w/ scarifier	12	30	12	40	12	40
Deere	770C w/ ripper	12	25	12	40	12	40
Deere	770CH std	12	25	12	40	12	40
Deere	770CH w/ scarifier	12	30	12	40	12	40
Deere	770CH w/ ripper	12	25	12	40	12	40
Deere	770G std	12	25	12	40	12	40
Deere	770G w/ ripper	12	35	CT	CT	CT	CT
Deere	772CH std	12	25	12	40	12	40
Deere	772CH w/ scarifier	12	35	12	40	12	40
Deere	772CH w/ ripper	12	30	12	40	12	40
Deere	772D std	12	25	12	40	12	40
Deere	772D w/ ripper	12	30	14	40	14	40
Deere	772G std	12	30	14	40	14	40
Deere	772G w/ ripper	12	40	CT	CT	CT	CT
Deere	870G std	12	25	14	40	14	40
Deere	870G w/ ripper	12	35	CT	CT	CT	CT
Deere	872G std	12	30	14	40	14	40
Deere	872G w/ ripper	14	40	CT	CT	CT	CT
Terex	TG140	12	30	12	40	12	40
Terex	TG180	14	40	12	40	12	40
Terex	TG200	14	40	12	40	12	40
Volvo	G930B	12	25	12	40	12	40
Volvo	G930C	12	25	12	40	12	40
Volvo	G940B	12	30	12	40	12	40
Volvo	G940C	12	30	14	40	14	40
Volvo	G946B	12	30	14	40	14	40
Volvo	G946C	12	30	14	40	14	40
Volvo	G960B	12	30	14	40	14	40
Volvo	G960C	12	30	14	40	14	40

Pressure and ply recommendations based on normal quarry operations with standard equipment. For different applications, or modified equipment, please contact OTR Field Engineering for a specific recommendation. Tire damage or failure caused by improper load, ply, speed or inflation practices is not covered by the Titan Tire Warranty Policy.

CT - Contact Titan Technical services

16.00-24TG GRADER USAGE CHART

For Standard Grader Service: Unlimited distance, < 25 mph

Manufacturer	Model	Front Minimum Ply Rating	Front Minimum Inflation (psi)	Middle Minimum Ply Rating	Middle Minimum Inflation (psi)	Rear Minimum Ply Rating	Rear Minimum Inflation (psi)
Case	845B	16	20	16	40	16	40
Case	865B	16	20	16	40	16	40
Case	865B AWD	16	25	16	40	16	40
Case	885B	16	25	16	40	16	40
Case	885B AWD	16	30	16	40	16	40
Caterpillar	14M	16	30	CT	CT	CT	CT

Pressure and ply recommendations based on normal quarry operations with standard equipment. For different applications, or modified equipment, please contact OTR Field Engineering for a specific recommendation. Tire damage or failure caused by improper load, ply, speed or inflation practices is not covered by the Titan Tire Warranty Policy.

CT - Contact Titan Technical services

17.5-25 GRADER USAGE CHART

For Standard Grader Service: Unlimited distance, < 25 mph

Manufacturer	Model	Front Minimum Ply Rating	Front Minimum Inflation (psi)	Middle Minimum Ply Rating	Middle Minimum Inflation (psi)	Rear Minimum Ply Rating	Rear Minimum Inflation (psi)
Case	845B	12	20	12	40	12	40
Case	856C	12	20	12	40	12	40
Case	856C AWD	12	20	12	40	12	40
Case	865B	12	25	12	40	12	40
Case	865B AWD	12	25	12	40	12	40
Case	885B	12	30	16	40	16	40
Case	885B AWD	16	CT	16	40	16	40
Caterpillar	12M	12	25	16	40	16	40
Caterpillar	12M2	12	30	20	40	20	40
Caterpillar	12M2 AWD	16	CT	20	40	20	40
Caterpillar	12M3	12	30	20	40	20	40
Caterpillar	12M3 AWD	16	CT	20	40	20	40
Caterpillar	120M2	12	25	16	40	16	40
Caterpillar	120M2 AWD	12	30	20	40	20	40
Caterpillar	140H	12	20	12	40	12	40
Caterpillar	140M	12	30	20	40	20	40
Caterpillar	140M AWD	12	30	20	40	20	40
Caterpillar	140M2	12	30	20	40	20	40
Caterpillar	140M2 AWD	16	CT	20	40	20	40
Caterpillar	140M3	12	30	20	40	20	40
Caterpillar	140M3 AWD	16	CT	CT	40	CT	40
Caterpillar	160M	12	30	20	40	20	40
Caterpillar	160M AWD	16	CT	20	40	20	40
Caterpillar	160M2	16	CT	20	40	20	40
Caterpillar	160M2 AWD	16	CT	CT	CT	CT	CT
Caterpillar	160M3	16	CT	CT	40	CT	40
Caterpillar	160M3 AWD	16	CT	CT	CT	CT	CT
Deere	620G/GP	12	25	16	40	16	40
Deere	622G/GP	12	30	20	40	20	40

CONTINUES ON NEXT PAGE

17.5-25 GRADER USAGE CHART CONTINUED

For Standard Grader Service: Unlimited distance, < 25 mph

Manufacturer	Model	Front Minimum Ply Rating	Front Minimum Inflation (psi)	Middle Minimum Ply Rating	Middle Minimum Inflation (psi)	Rear Minimum Ply Rating	Rear Minimum Inflation (psi)
Deere	670G Std	12	20	16	40	16	40
Deere	670G w/ ripper	12	30	20	40	20	40
Deere	672G Std	12	25	16	40	16	40
Deere	672G w/ ripper	16	CT	20	40	20	40
Deere	770C std	12	20	12	40	12	40
Deere	770C w/ scarifier	12	25	12	40	12	40
Deere	770C w/ ripper	12	25	16	40	16	40
Deere	770CH std	12	20	12	40	12	40
Deere	770CH w/ scarifier	12	25	12	40	12	40
Deere	770CH w/ ripper	12	25	16	40	16	40
Deere	770G std	12	20	16	40	16	40
Deere	770G w/ ripper	12	30	20	40	20	40
Deere	772CH std	12	25	12	40	12	40
Deere	772CH w/ scarifier	12	30	12	40	12	40
Deere	772CH w/ ripper	12	25	16	40	16	40
Deere	772D std	12	20	12	40	12	40
Deere	772D w/ ripper	12	25	16	40	16	40
Deere	772G std	12	25	16	40	16	40
Deere	772G w/ ripper	16	CT	20	40	20	40
Deere	870G std	12	25	16	40	16	40
Deere	870G w/ ripper	12	30	20	40	20	40
Deere	872G std	12	25	16	40	16	40
Deere	872G w/ ripper	16	CT	CT	CT	CT	CT
Komatsu	GD655-5	12	25	12	40	12	40
Komatsu	GD655-5 w/ ripper	12	30	16	40	16	40
Komatsu	GD655-5 w/ scarifier	12	25	16	40	16	40
Komatsu	GD655-6	12	20	16	40	16	40
Komatsu	GD655-6 w/ ripper	12	25	20	40	20	40
Komatsu	GD655-6 w/ scarifier	12	25	16	40	16	40
Komatsu	GD655-7	12	20	16	40	16	40
Volvo	G930B	12	25	12	40	12	40
Volvo	G930C	12	25	20	40	20	40
Volvo	G940B	12	25	16	40	16	40
Volvo	G940C	12	25	CT	CT	CT	CT
Volvo	G946B	12	25	16	40	16	40
Volvo	G946C	12	30	CT	CT	CT	CT
Volvo	G960B	12	25	16	40	16	40
Volvo	G960C	12	30	CT	CT	CT	CT

Pressure and ply recommendations based on normal quarry operations with standard equipment. For different applications, or modified equipment, please contact OTR Field Engineering for a specific recommendation. Tire damage or failure caused by improper load, ply, speed or inflation practices is not covered by the Titan Tire Warranty Policy.

CT - Contact Titan Technical services

BIAS LOADER

15.5-25 LOADER USAGE CHART

For Standard Loader Service: <250 ft, < 5 mph

Manufacturer	Model	Bucket (cu. yd.)	Front Minimum Ply Rating	Front Minimum Inflation (psi)	Rear Minimum Ply Rating	Rear Minimum Inflation (psi)
Caterpillar	910K	1.7	12	55	12	35
Caterpillar	910M	2.5	12	70	12	40
Caterpillar	914G2	1.8	24	55	24	35
Hitachi	ZW100	1.7	24	55	24	35
Hitachi	ZW100 HL	1.4	24	50	24	35
Komatsu	WA150-5	1.6	24	50	24	35
Volvo	L45H	2	24	65	24	40
Volvo	L50H	2.1	24	70	24	40

For service under chains, or load and carry operations, contact Titan Technical Services.

Pressure and ply recommendations based on normal quarry operations with standard equipment. For different applications, or modified equipment, please contact OTR Field Engineering for a specific recommendation. Tire damage or failure caused by improper load, ply, speed or inflation practices is not covered by the Titan Tire Warranty Policy.

CT - Contact Titan Technical services
HL - High Lift, extended booms, etc.

17.5-25 LOADER USAGE CHART

For Standard Loader Service: <250 ft, < 5 mph

Manufacturer	Model	Bucket (cu. yd.)	Front Minimum Ply Rating	Front Minimum Inflation (psi)	Rear Minimum Ply Rating	Rear Minimum Inflation (psi)
Caterpillar	IT14B	1.6	12	50	12	35
Caterpillar	IT14F	1.6	12	50	12	35
Caterpillar	IT14G	1.7	12	45	12	35
Caterpillar	IT18	1.5	12	50	12	35
Caterpillar	IT18B	1.75	12	55	12	35
Caterpillar	IT18F	2	12	60	12	35
Caterpillar	IT24	2.3	12	60	12	35
Caterpillar	IT24F	2.4	12	65	12	35
Caterpillar	IT28	2	12	55	12	35
Caterpillar	IT28B	2.25	12	60	12	35
Caterpillar	IT28F	2.6	12	65	12	40
Caterpillar	910M	2.5	12	60	12	35
Caterpillar	914G	1.7	12	45	12	35
Caterpillar	914G2	1.8	12	50	12	35
Caterpillar	914K	1.7	12	45	12	35
Caterpillar	914K HL	1.7	12	50	12	35
Caterpillar	914M	2.5	12	60	12	35
Caterpillar	916	2	12	50	12	35
Caterpillar	918F	2	12	55	12	35
Caterpillar	918M	2.5	12	60	12	35
Caterpillar	924F	2.25	12	55	12	35
Caterpillar	924Gz	2.3	12	60	12	35
Caterpillar	924K	2.5	16	75	12	45
Caterpillar	926	1.75	12	50	12	35
Caterpillar	926E	2.25	12	55	12	35
Caterpillar	926M	2.5	16	75	12	45
Caterpillar	928F	2.6	12	65	12	35
Caterpillar	928G	2.6	12	65	12	40
Caterpillar	930	2.25	12	60	12	35
Caterpillar	936	2.75	16	75	12	45
Caterpillar	936E	3	16	80	12	45
Caterpillar	936F	3	16	80	12	45
Case	W14C	1.7	12	45	12	35
Case	W18	2	12	55	12	35
Case	W18B	2	12	55	12	35
Case	W20	2	12	60	12	35
Case	W20B	2.5	12	60	12	35
Case	W20C	2	12	55	12	35
Case	W24B	2.5	12	60	12	35
Case	W24C	3	16	70	12	40
Case	521D	2	12	55	12	35
Case	521G Z-Bar	2.1	12	60	12	35

CONTINUES ON NEXT PAGE

17.5-25 LOADER USAGE CHART CONTINUED

For Standard Loader Service: <250 ft, < 5 mph

Manufacturer	Model	Bucket (cu. yd.)	Front Minimum Ply Rating	Front Minimum Inflation (psi)	Rear Minimum Ply Rating	Rear Minimum Inflation (psi)
Case	521G Z-Bar	2	12	55	12	35
Case	521G Z-Bar	2.3	12	60	12	35
Case	521G XR	2.1	12	60	12	35
Case	521G XR	2	12	60	12	35
Case	521G XR	2.3	12	65	12	35
Case	521G XT	2.1	12	60	12	35
Case	521G XT	2	12	60	12	35
Case	621	2.2	12	65	12	35
Daewoo	Mega 200	2.4	12	60	12	35
Daewoo	Mega 200-III	2.3	12	60	12	35
Deere	304H	1.25	12	50	12	35
Deere	304H WH	1	12	45	12	35
Deere	324H	1.75	12	55	12	35
Deere	344E	1.6	12	45	12	35
Deere	344G	1.6	12	45	12	35
Deere	344H	2	12	45	12	35
Deere	344K	1.75	12	50	12	35
Deere	344L	2	12	55	12	35
Deere	344L HL	2	12	55	12	35
Deere	444	1.5	12	45	12	35
Deere	444C	1.75	12	50	12	35
Deere	444D	1.75	12	50	12	35
Deere	444E	1.75	12	50	12	35
Deere	444G	1.75	12	50	12	35
Deere	444H	2.5	12	60	12	35
Deere	444H-HL	2.5	12	65	12	40
Deere	444K Z-bar	2.5	12	65	12	40
Deere	444K HL	2.5	16	70	12	40
Deere	444K Powerllel	2.5	16	75	12	45
Deere	544B	1.75	12	55	12	35
Deere	544C	2	12	55	12	35
Deere	544D	2.2	12	60	12	35
Deere	544E	2.2	12	60	12	35
Deere	544G	2.5	12	65	12	35
Deere	544G-TC	2.5	12	65	12	40
Deere	TC44H	2	12	55	12	35
Deere	TC54H	2.5	12	60	12	35
Deere	TC62H	3	12	60	12	35
Fiatallis	FR7B	1.4	12	40	12	35
Fiatallis	FR7C	1.4	12	40	12	35
Fiatallis	FR70	1.4	12	40	12	35
Fiatallis	345B	1.5	12	45	12	35
Fiatallis	FR9B PL	1.7	12	50	12	35
Fiatallis	FR90 PL	1.8	12	55	12	35
Fiatallis	FR9B	1.8	12	50	12	35

Manufacturer	Model	Bucket (cu. yd.)	Front Minimum Ply Rating	Front Minimum Inflation (psi)	Rear Minimum Ply Rating	Rear Minimum Inflation (psi)
Fiatallis	FR9C	1.8	12	45	12	35
Fiatallis	FR90	1.8	12	50	12	35
Fiatallis	FR10	2	12	55	12	35
Fiatallis	FR10B	2.2	12	55	12	35
Fiatallis	FR10C	2.25	12	55	12	35
Fiatallis	FR100	2.25	12	55	12	35
Fiatallis	FR11	2.5	12	65	12	40
Fiatallis	FR12	2.5	12	65	12	40
Fiatallis	FR12B	2.5	12	60	12	35
Fiatallis	FR120	2.5	12	60	12	35
Fiatallis	FR120-2	2.5	12	65	12	40
Fiatallis	FW130	2.75	16	70	12	45
Fiatallis	FW110	2.2	12	55	12	35
Fiat Hitachi	W110	2.1	12	55	12	35
Fiat Hitachi	W130 PL	2.6	12	65	12	40
Furukawa	FL120-I	1.7	12	50	12	35
Furukawa	FL120A-I	1.7	12	50	12	35
Hitachi	ZW120	2	12	50	12	35
Hitachi	ZW120 HL	1.75	12	50	12	35
Hitachi	ZW120-6	2	12	50	12	35
Hitachi	ZW120-6 HL	2	12	55	12	35
Hitachi	ZW140	2.6	12	65	12	35
Hitachi	ZW140 HL	2	12	60	12	35
Hitachi	ZW140-6	2.7	12	65	12	40
Hitachi	ZW140-6 HL	2.7	16	70	12	40
Hyundai	HL17	2.4	12	65	12	40
Hyundai	HL730-9A	2.5	12	60	12	35
Hyundai	HL730XTD-9A	2.5	12	65	12	35
Hyundai	HL730TM-9A	2.2	12	60	12	35
Hyundai	HL740-9A	3	16	80	12	45
Hyundai	HL740XTD-9A	3	20	80	12	50
Hyundai	HL740TM-9A	3	20	85	12	55
Hyundai	HL757-9A	3.7	20	90	16	55
Hyundai	HL757XTD-9A	3.7	24	100	16	65
Hyundai	HL757TM-9A	3.5	24	95	16	60
Hyundai	HL940	3	16	75	12	45
Hyundai	HL940 XT	3	16	80	12	50
Hyundai	HL955	3.1	20	85	12	50
Hyundai	HL955 XTD	3.1	20	90	16	55
JCB	411HT	1.6	12	45	12	35
JCB	416HT	2.2	12	55	12	35
JCB	417HT	2	12	55	12	35
JCB	417HT HL	2	12	55	12	35
JCB	417HT SHL	2	12	60	12	35
Kawasaki	50ZIV	1.7	12	45	12	35

CONTINUES ON NEXT PAGE

17.5-25 LOADER USAGE CHART CONTINUED

For Standard Loader Service: <250 ft, < 5 mph

Manufacturer	Model	Bucket (cu. yd.)	Front Minimum Ply Rating	Front Minimum Inflation (psi)	Rear Minimum Ply Rating	Rear Minimum Inflation (psi)
Kawasaki	50ZIV-2	2	12	45	12	35
Kawasaki	60Z	2.1	12	55	12	35
Kawasaki	60ZII	2.1	12	55	12	35
Kawasaki	60ZIII	2.1	12	50	12	35
Kawasaki	60ZIV	2.1	12	50	12	35
Kawasaki	60ZIV-2	2.5	12	55	12	35
Kawasaki	60Z7	2	12	50	12	35
Kawasaki	60ZV-2	2.2	12	55	12	35
Kawasaki	60ZV-2 HL	2.2	12	60	12	35
Kawasaki	60ZV-2 SHL	2.2	12	60	12	35
Kawasaki	62Z7	2.75	12	65	12	40
Kawasaki	65TM-2	2.6	16	80	12	50
Kawasaki	65Z	2.3	12	60	12	35
Kawasaki	65ZII	2.3	12	60	12	35
Kawasaki	65ZIII	2.6	12	65	12	35
Kawasaki	65ZIV	2.6	12	65	12	35
Kawasaki	65ZIV-2	3	16	70	12	45
Kawasaki	65ZV-2	3	16	70	12	40
Kawasaki	65ZV-2 HL	2.8	16	70	12	40
Kawasaki	65ZV-2 SHL	2.8	16	70	12	45
Komatsu	WA120-1	1.75	12	50	12	35
Komatsu	WA120-3	1.85	12	45	12	35
Komatsu	WA150-5	2	12	50	12	35
Komatsu	WA180-1	2.25	12	55	12	35
Komatsu	WA180-3	2.9	12	65	12	35
Komatsu	WA180-3 PTC	2.5	12	65	12	35
Komatsu	WA200-5	2.6	12	60	12	35
Komatsu	WA200-6	2.6	12	60	12	35
Komatsu	WA200PZ-6	2.6	12	65	12	40
Komatsu	WA200-7	2.6	12	65	12	40
Komatsu	WA200-8	2.6	12	65	12	40
Komatsu	WA250-5	3	16	70	12	40
Komatsu	WA250-6	3	12	65	12	40
Komatsu	WA250PZ-6	2.9	16	75	12	45
Komatsu Dresser	512	1.7	12	50	12	35
Komatsu Dresser	515B	1.6	12	45	12	35
Komatsu Dresser	515C	2	12	50	12	35
Komatsu Dresser	515CH	2	12	55	12	35
Komatsu Dresser	518	2.2	12	55	12	35
Komatsu Dresser	520B	2.25	12	60	12	35
Komatsu Dresser	520C	2.5	12	60	12	35

Manufacturer	Model	Bucket (cu. yd.)	Front Minimum Ply Rating	Front Minimum Inflation (psi)	Rear Minimum Ply Rating	Rear Minimum Inflation (psi)
Liebherr	L524 Z-bar	2.7	12	65	12	40
Liebherr	L524	2.4	12	65	12	40
Liebherr	L524 HL	2.4	16	70	12	45
Liebherr	L526 Z-bar	2.75	12	70	12	40
Liebherr	L526	2.75	16	75	12	45
Liebherr	L526 HL	2.75	16	80	12	50
Liebherr	L528 Z-bar	3	16	70	12	40
Liebherr	L528	2.7	16	70	12	40
Liebherr	L528 HL	2.7	16	80	12	45
Terex	33C	1.75	12	50	12	35
Terex	44C	2.25	12	65	12	40
Volvo	L45H	2	12	55	12	35
Volvo	L50C	2	12	50	12	35
Volvo	L50D	2	12	55	12	35
Volvo	L50H	2.1	12	55	12	35
Volvo	L60G	2.75	16	70	12	40
Volvo	L60H	2.75	16	70	12	40
Volvo	L70B	2.1	12	60	12	35
Volvo	L70C	2.5	12	60	12	35
Volvo	L70D	2.5	12	65	12	40

For service under chains, or load and carry operations, contact Titan Technical Services.

Pressure and ply recommendations based on normal quarry operations with standard equipment. For different applications, or modified equipment, please contact OTR Field Engineering for a specific recommendation. Tire damage or failure caused by improper load, ply, speed or inflation practices is not covered by the Titan Tire Warranty Policy.

CT - Contact Titan Technical services
HL - High Lift, extended booms, etc.

20.5-25 LOADER USAGE CHART

For Standard Loader Service: <250 ft, < 5 mph

*This excludes HK 458, see pages 87-89 for HK 458 pressures

Manufacturer	Model	Bucket (cu. yd.)	Front Minimum Ply Rating	Front Minimum Inflation (psi)	Rear Minimum Ply Rating	Rear Minimum Inflation (psi)
Caterpillar	IT38F	3.25	16	60	12	35
Caterpillar	IT38G	3.3	16	60	12	35
Caterpillar	IT38H	3.3	16	65	12	35
Caterpillar	924G	2.3	12	45	12	35
Caterpillar	924H	2.4	12	45	12	35
Caterpillar	924HZ	2.3	12	45	12	35
Caterpillar	924K	2.5	12	55	12	35
Caterpillar	926M	2.5	16	55	12	35
Caterpillar	928HZ	2.6	12	50	12	35
Caterpillar	930H	2.7	12	55	12	35
Caterpillar	930K	2.75	16	55	12	35
Caterpillar	930M	2.75	16	55	12	35
Caterpillar	930M HL	2.7	16	60	12	35
Caterpillar	936F TC	3	16	55	12	35
Caterpillar	938F	3.25	16	55	12	35
Caterpillar	938G	3.25	16	60	12	35
Caterpillar	938H	3.65	20	65	16	40
Caterpillar	938K	3.25	16	65	12	35
Caterpillar	938M	3.25	20	65	16	40
Caterpillar	938M HL	3.2	20	70	16	40
Caterpillar	950B	3.75	20	70	16	40
Caterpillar	950F	4	20	75	16	45
Case	521G Z-Bar	2.1	12	45	12	35
Case	521G Z-Bar	2	12	40	12	35
Case	521G Z-Bar	2.3	12	45	12	35
Case	521G XR	2.1	12	45	12	35
Case	521G XR	2	12	45	12	35
Case	521G XR	2.3	12	45	12	35
Case	521G XT	2.1	12	45	12	35
Case	521G XT	2	12	45	12	35
Case	621B	2.25	12	45	12	35
Case	621B	3	12	55	12	35
Case	621B XT	2.25	12	50	12	35
Case	621D	2.5	12	50	12	35
Case	621E	3	12	55	12	35
Case	621E XT	3	16	55	12	35
Case	621E XR	3	16	55	12	35
Case	621G Z-Bar	2.5	12	50	12	35
Case	621G Z-Bar	2.4	12	45	12	35
Case	621G Z-Bar	2.75	12	50	12	35
Case	621G XR	2.5	12	50	12	35
Case	621G XR	2.4	12	50	12	35
Case	621G XR	2.75	12	55	12	35
Case	621G XT	2.5	12	50	12	35
Case	621G XT	2.4	12	50	12	35
Case	621G XT	3	16	55	12	35
Case	621G XT	2.8	16	55	12	35
Case	721	2.75	12	50	12	35
Case	721B	2.75	12	50	12	35
Case	721B XT	2.75	16	55	12	35
Case	721C	2.75	16	55	12	35
Case	721E	3.5	16	60	12	35
Case	721E XT	3	16	55	12	35
Case	721E XR	3	16	55	12	35
Case	721F	3	16	55	12	35
Case	721F XT	3	16	60	12	35
Case	721F XR	3	16	60	12	35
Case	721G Z-Bar	3	16	55	12	35
Case	721G Z-Bar	2.8	16	55	12	35
Case	721G Z-Bar	3.25	16	60	12	35
Case	721G XR	3	16	60	12	35
Case	721G XR	2.8	16	55	12	35
Case	721G XR	3.25	16	60	12	35
Case	721G XT	3	16	60	12	35
Case	721G XT	2.8	16	55	12	35
Case	W30	3.5	16	55	12	35
Daewoo	Mega 250-III	3.1	16	55	12	35
Deere	444K Z-bar	2.5	12	50	12	35
Deere	444K HL	2.5	12	50	12	35
Deere	444K Powerllel	2.5	12	50	12	35
Deere	524K Z-bar	2.75	12	50	12	35
Deere	524K HL	2.75	12	55	12	35
Deere	524L	2.75	12	50	12	35
Deere	524L HL	2.75	16	55	12	35
Deere	544H	3	12	55	12	35
Deere	544H-HL	3	16	55	12	35
Deere	544J	3	12	55	12	35
Deere	544J-HL	3	16	55	12	35
Deere	544K	3	16	55	12	35
Deere	544K-HL	3	16	55	12	35
Deere	544L	3	16	55	12	35
Deere	544L HL	2.75	16	55	12	35
Deere	624E	2.6	12	50	12	35
Deere	624G	3.25	16	55	12	35
Deere	624H	3.5	16	60	12	35
Deere	624H-HL	3	16	60	12	35
Deere	624K	3.5	16	60	12	35
Deere	624K-HL	3.5	16	65	12	35

CONTINUES ON NEXT PAGE

20.5-25 LOADER USAGE CHART CONTINUED

For Standard Loader Service: <250 ft, < 5 mph

*This excludes HK 458, see pages 87-89 for HK 458 pressures

Manufacturer	Model	Bucket (cu. yd.)	Front Minimum Ply Rating	Front Minimum Inflation (psi)	Rear Minimum Ply Rating	Rear Minimum Inflation (psi)
Deere	624L	3.5	16	65	12	35
Deere	624L HL	3.5	20	65	16	40
Deere	644B	2.5	12	50	12	35
Deere	644C	3	12	55	12	35
Doosan	DL200	2.6	12	50	12	35
Doosan	DL200TC	2.6	12	50	12	35
Doosan	DL200-5	2.6	12	50	12	35
Doosan	DL200-5 HL	2.6	12	50	12	35
Doosan	DL200TC-5	2.6	12	50	12	35
Doosan	DL220-5	3	16	55	12	35
Doosan	DL220-5 HL	3	16	55	12	35
Doosan	DL250	3.3	16	60	12	35
Doosan	DL250TC	3.4	16	65	12	35
Doosan	DL250HL	3.4	16	60	12	35
Doosan	DL250-5	3.3	16	60	12	35
Doosan	DL250-5 HL	3.3	16	60	12	35
Doosan	DL250TC-5	3.3	16	60	12	35
Doosan	DL280-5	3.7	20	65	12	40
Doosan	DL280-5 HL	3.7	20	70	16	40
Dressta	520E	2.3	12	45	12	35
Fiatallis	FR130	3	16	55	12	35
Fiatallis	FR130-2	3	16	55	12	35
Fiatallis	FR140	3	16	55	12	35
Fiatallis	FR140-2	3.25	16	55	12	35
Fiatallis	FR15	3	16	55	12	35
Fiatallis	FR15B	3.1	16	60	12	35
Fiat Hitachi	W170 PL	3.9	20	65	12	40
Furukawa	FL150-I	2	12	40	12	35
Furukawa	FL200-I	2.6	12	50	12	35
Furukawa	FL230-I	3.1	16	60	12	35
Hitachi	ZW140-5	3	12	50	12	35
Hitachi	ZW140-5 HL	2.1	12	45	12	35
Hitachi	ZW140-6	2.7	12	50	12	35
Hitachi	ZW140-6 HL	2.7	12	55	12	35
Hitachi	ZW150	3	12	55	12	35
Hitachi	ZW150 HL	2.6	12	50	12	35
Hitachi	ZW150-5	3.3	16	55	12	35
Hitachi	ZW150-5 HL	2.6	12	50	12	35
Hitachi	ZW150-6	3.1	12	55	12	35
Hitachi	ZW150-6 HL	3.1	16	55	12	35
Hitachi	ZW150PL-6	2.7	12	50	12	35
Hitachi	ZW180	3.6	16	60	12	35
Hitachi	ZW180 HL	3.1	16	60	12	35
Hitachi	ZW180-5	3.7	16	65	12	35
Hitachi	ZW180-5 HL	3.1	16	60	12	35
Hitachi	ZW180-6	3.7	16	65	12	35
Hitachi	ZW180-6 HL	3.7	20	70	16	40
Hyundai	HL25	3.5	20	70	16	40
Hyundai	HL740-7A	2.7	12	50	12	35
Hyundai	HL740XTD-7A	2.7	12	50	12	35
Hyundai	HL740TM-7A	2.6	12	50	12	35
Hyundai	HL740-9A	3	16	55	12	35
Hyundai	HL740XTD-9A	3	16	60	12	35
Hyundai	HL740TM-9A	3	16	60	12	35
Hyundai	HL750	3	16	55	12	35
Hyundai	HL757-7A	2.7	16	55	12	35
Hyundai	HL757XTD-7A	2.7	16	55	12	35
Hyundai	HL757TM-7A	2.5	16	55	12	35
Hyundai	HL757-9A	3.7	16	65	12	35
Hyundai	HL757XTD-9A	3.7	20	70	16	40
Hyundai	HL757TM-9A	3.5	20	70	16	40
Hyundai	HL760-9A	4.3	24	75	16	45
Hyundai	HL760XTD-9A	4.3	24	80	16	50
Hyundai	HL940	3	16	55	12	35
Hyundai	HL940 XT	3	16	55	12	35
Hyundai	HL955	3.1	16	60	12	35
Hyundai	HL955 XTD	3.1	16	60	12	35
Hyundai	HL960	3.8	20	75	16	45
Hyundai	HL960 XT	3.8	20	75	16	45
JCB	417HT	2	12	40	12	35
JCB	417HT HL	2	12	40	12	35
JCB	417HT SHL	2	12	45	12	35
JCB	426HT	2.5	12	50	12	35
JCB	426HT	2.75	16	55	12	35
JCB	426ZX	2.5	12	50	12	35
JCB	426ZX	2.75	12	50	12	35
JCB	436HT	3.5	16	60	12	35
JCB	436ZX	3.5	16	65	12	35
JCB	456HT	4.6	CT	CT	20	55
Kawasaki	62Z7	2.75	12	50	12	35
Kawasaki	62Z7 HL	2.75	12	50	12	35
Kawasaki	65ZV-2	3	12	50	12	35
Kawasaki	65TMV-2	2.5	12	50	12	35
Kawasaki	67Z7	3.1	12	55	12	35
Kawasaki	67Z7 HL	3.1	16	55	12	35
Kawasaki	70Z	3	16	55	12	35
Kawasaki	70ZII	3	16	55	12	35
Kawasaki	70ZIII	3.25	16	55	12	35

CONTINUES ON NEXT PAGE

20.5-25 LOADER USAGE CHART CONTINUED

For Standard Loader Service: <250 ft, < 5 mph

*This excludes HK 458, see pages 87-89 for HK 458 pressures

Manufacturer	Model	Bucket (cu. yd.)	Front Minimum Ply Rating	Front Minimum Inflation (psi)	Rear Minimum Ply Rating	Rear Minimum Inflation (psi)
Kawasaki	70ZIV	3.25	16	55	12	35
Kawasaki	70ZIV-2	3.5	16	60	12	35
Kawasaki	70ZV-2	3.5	16	55	12	35
Kawasaki	70TMV-2	3.4	20	65	12	40
Kawasaki	70Z7	3.7	16	65	12	35
Kawasaki	70Z7 HL	3.7	20	70	16	40
Kawasaki	80ZV-2	4.2	20	75	16	45
Komatsu	WA200-5	2.6	12	45	12	35
Komatsu	WA200-6	2.6	12	45	12	35
Komatsu	WA200PZ-6	2.5	12	50	12	35
Komatsu	WA200-7	2.6	12	50	12	35
Komatsu	WA200-8	2.6	12	50	12	35
Komatsu	WA250-1	3	12	50	12	35
Komatsu	WA250-3	3.5	16	55	12	35
Komatsu	WA250-3 PTC	3	16	55	12	35
Komatsu	WA250-5	3	12	50	12	35
Komatsu	WA250-6	3	12	50	12	35
Komatsu	WA250PZ-6	3	16	55	12	35
Komatsu	WA270-7	3	16	55	12	35
Komatsu	WA270-8	3	16	55	12	35
Komatsu	WA320-1	3.25	16	55	12	35
Komatsu	WA320-3	4.2	20	65	12	40
Komatsu	WA320-6	3.7	16	60	12	35
Komatsu	WA320PZ-6	3.5	20	65	12	40
Komatsu	WA320-7	3.7	20	65	12	40
Komatsu	WA320-8	3.7	20	65	16	40
Komatsu Dresser	520CH	2.5	12	45	12	35
Komatsu Dresser	525	2.7	12	50	12	35
Komatsu Dresser	530	3	16	55	12	35
Komatsu Dresser	530C	3	16	55	12	35
Komatsu Dresser	532	3.2	16	60	12	35
Liebherr	L538 Z-bar	3.4	16	55	12	35
Liebherr	L538	3	16	55	12	35
Liebherr	L538 HL	3	16	60	12	35
Liebherr	L542 Z-bar	3.7	16	65	12	35
Liebherr	L542	3.3	16	60	12	35
Liebherr	L542 HL	3.3	16	65	12	35
Liebherr	L546 Z-bar	3.6	16	60	12	35
Liebherr	L546	3.25	16	60	12	35
Liebherr	L546 HL	3.25	16	65	12	35
New Holland	W170B	3	16	55	12	35
New Holland	W170B TC/LR	3	16	55	12	35
Terex	55C	3	16	55	12	35
Terex	TL210	4.6	20	70	16	45
Terex	TL260	5.9	CT	CT	20	55
Volvo	L60F	2.7	12	50	12	35
Volvo	L60G	2.75	12	50	12	35
Volvo	L60H	2.75	12	50	12	35
Volvo	L70B	2.1	12	45	12	35
Volvo	L70C	2.5	12	45	12	35
Volvo	L70D	2.5	12	45	12	35
Volvo	L70F	3	16	55	12	35
Volvo	L70G	3	16	55	12	35
Volvo	L70H	3	16	55	12	35
Volvo	L90B	3	16	55	12	35
Volvo	L90C	3.5	16	65	12	35
Volvo	L90D	3.5	20	65	12	40
Volvo	L90E	3.25	16	60	12	35
Volvo	L90F	3.5	20	65	12	40
Volvo	L90G	3.25	16	60	12	35
Volvo	L90H	3.25	16	60	12	35

For service under chains, or load and carry operations, contact Titan Technical Services.

Pressure and ply recommendations based on normal quarry operations with standard equipment. For different applications, or modified equipment, please contact OTR Field Engineering for a specific recommendation. Tire damage or failure caused by improper load, ply, speed or inflation practices is not covered by the Titan Tire Warranty Policy.

CT - Contact Titan Technical services
HL - High Lift, extended booms, etc.

TITAN HK 458 20.5-25 LOADER USAGE CHART

For Standard Loader Service: <250 ft, < 5 mph

Manufacturer	Model	Bucket (cu. yd.)	Front Minimum Ply Rating	Front Minimum Inflation (psi)	Rear Minimum Ply Rating	Rear Minimum Inflation (psi)
Caterpillar	IT38F	3.25	12	40	12	35
Caterpillar	IT38G	2.75	12	40	12	35
Caterpillar	IT38G	3.5	12	40	12	35
Caterpillar	IT38H	3.3	12	45	12	35
Caterpillar	924G	2.3	12	35	12	35
Caterpillar	924H	2.4	12	35	12	35
Caterpillar	924K	2.5	12	40	12	35
Caterpillar	924K	3.3	12	45	12	35
Caterpillar	924K	4.6	12	50	12	35
Caterpillar	924K	6.5	16	55	12	35
Caterpillar	926M	4	12	45	12	35
Caterpillar	926M	6.5	16	55	12	35
Caterpillar	928HZ	2.6	12	35	12	35
Caterpillar	930H	2.7	12	40	12	35
Caterpillar	930K	2.75	12	40	12	35
Caterpillar	930K	3.5	12	45	12	35
Caterpillar	930K	4.6	12	50	12	35
Caterpillar	930K	6.5	16	55	12	35
Caterpillar	930M	2.75	12	40	12	35
Caterpillar	930M	2.7	12	40	12	35
Caterpillar	930M	3.5	12	45	12	35
Caterpillar	930M	4	12	50	12	35
Caterpillar	930M	6.5	16	60	12	35
Caterpillar	936F TC	3	12	40	12	35
Caterpillar	938F	3.25	12	40	12	35
Caterpillar	938G	3.25	12	40	12	35
Caterpillar	938H	3.65	12	45	12	35
Caterpillar	938K	3.3	12	45	12	35
Caterpillar	938K	4.2	12	50	12	35
Caterpillar	938K	4.6	12	50	12	35
Caterpillar	938K	6.5	16	60	12	35
Caterpillar	938M	3.2	12	45	12	35
Caterpillar	938M	4	12	50	12	35
Caterpillar	938M	4.2	12	50	12	35
Caterpillar	938M	6.5	16	60	12	35
Caterpillar	938M HL	3.2	12	45	12	35
Caterpillar	950B	3.75	12	50	12	35
Caterpillar	950F	4	12	50	12	35
Case	521G Z-Bar	2.1	12	35	12	35
Case	521G Z-Bar	2	12	35	12	35
Case	521G Z-Bar	2.3	12	35	12	35
Case	521G XR	2.1	12	35	12	35
Case	521G XR	2	12	35	12	35
Case	521G XR	2.3	12	35	12	35
Case	521G XT	2.1	12	35	12	35

Manufacturer	Model	Bucket (cu. yd.)	Front Minimum Ply Rating	Front Minimum Inflation (psi)	Rear Minimum Ply Rating	Rear Minimum Inflation (psi)
Case	521G XT	2	12	35	12	35
Case	621B	2.25	12	35	12	35
Case	621B	3	12	35	12	35
Case	621B XT	2.25	12	40	12	35
Case	621D	2.5	12	35	12	35
Case	621E	3	12	40	12	35
Case	621E XT	3	12	40	12	35
Case	621E XR	3	12	40	12	35
Case	621G Z-Bar	2.5	12	35	12	35
Case	621G Z-Bar	2.4	12	35	12	35
Case	621G Z-Bar	2.75	12	40	12	35
Case	621G XR	2.5	12	40	12	35
Case	621G XR	2.4	12	35	12	35
Case	621G XR	2.75	12	40	12	35
Case	621G XT	2.5	12	40	12	35
Case	621G XT	2.4	12	40	12	35
Case	621G XT	3	12	40	12	35
Case	621G XT	2.8	12	40	12	35
Case	621G XT	2.8	12	40	12	35
Case	721	2.75	12	35	12	35
Case	721B	2.75	12	35	12	35
Case	721B XT	2.75	12	40	12	35
Case	721C	2.75	12	40	12	35
Case	721E	3.5	12	40	12	35
Case	721E XT	3	12	40	12	35
Case	721E XR	3	12	40	12	35
Case	721F	3	12	40	12	35
Case	721F XT	3	12	40	12	35
Case	721F XR	3	12	40	12	35
Case	721G Z-Bar	3	12	40	12	35
Case	721G Z-Bar	2.8	12	40	12	35
Case	721G Z-Bar	3.25	12	40	12	35
Case	721G XR	3	12	40	12	35
Case	721G XR	2.8	12	40	12	35
Case	721G XR	3.25	12	45	12	35
Case	721G XT	3	12	45	12	35
Case	721G XT	2.8	12	40	12	35
Case	W30	3.5	12	40	12	35
Deere	444K Z-bar	2.5	12	35	12	35
Deere	444K HL	2.5	12	35	12	35
Deere	444K Powerllel	2.5	12	40	12	35
Deere	524K Z-bar	2.75	12	35	12	35
Deere	524K HL	2.75	12	40	12	35
Deere	524L	2.75	12	40	12	35

CONTINUES ON NEXT PAGE

TITAN HK 458 20.5-25 LOADER USAGE CHART CONTINUED

For Standard Loader Service: <250 ft, < 5 mph

Manufacturer	Model	Bucket (cu. yd.)	Front Minimum Ply Rating	Front Minimum Inflation (psi)	Rear Minimum Ply Rating	Rear Minimum Inflation (psi)
Deere	524L HL	2.75	12	40	12	35
Deere	544H	3	12	40	12	35
Deere	544H-HL	3	12	40	12	35
Deere	544J	3	12	40	12	35
Deere	544J-HL	3	12	40	12	35
Deere	544K	3	12	40	12	35
Deere	544K-HL	3	12	40	12	35
Deere	544L	3	12	40	12	35
Deere	544L HL	2.75	12	40	12	35
Deere	624E	2.6	12	40	12	35
Deere	624G	3.25	12	40	12	35
Deere	624H	3.5	12	40	12	35
Deere	624H-HL	3	12	40	12	35
Deere	624K	3.5	12	45	12	35
Deere	624K-HL	3.5	12	45	12	35
Deere	624L	3.5	12	45	12	35
Deere	624L HL	3.5	12	45	12	35
Deere	644B	2.5	12	35	12	35
Deere	644C	3	12	40	12	35
Hitachi	ZW140-5	3	12	35	12	35
Hitachi	ZW140-5 HL	2.1	12	35	12	35
Hitachi	ZW140-6	2.7	12	35	12	35
Hitachi	ZW140-6 HL	2.7	12	40	12	35
Hitachi	ZW150	3	12	35	12	35
Hitachi	ZW150 HL	2.6	12	40	12	35
Hitachi	ZW150-5	3.3	12	40	12	35
Hitachi	ZW150-5 HL	2.6	12	35	12	35
Hitachi	ZW150-6	3.1	12	40	12	35
Hitachi	ZW150-6 HL	3.1	12	40	12	35
Hitachi	ZW150PL-6	2.7	12	35	12	35
Hitachi	ZW180	3.6	12	45	12	35
Hitachi	ZW180 HL	3.1	12	45	12	35
Hitachi	ZW180-5	3.7	12	45	12	35
Hitachi	ZW180-5 HL	3.1	12	45	12	35
Hitachi	ZW180-6	3.7	12	45	12	35
Hitachi	ZW180-6 HL	3.7	12	45	12	35
Hyundai	HL25	3.5	12	50	12	35
Hyundai	HL740-7A	2.7	12	35	12	35
Hyundai	HL740XTD-7A	2.7	12	35	12	35
Hyundai	HL740TM-7A	2.6	12	35	12	35
Hyundai	HL740-9A	3	12	40	12	35
Hyundai	HL740XTD-9A	3	12	40	12	35
Hyundai	HL740TM-9A	3	12	40	12	35
Hyundai	HL750	3	12	40	12	35
Hyundai	HL757-7A	2.7	12	40	12	35
Hyundai	HL757XTD-7A	2.7	12	40	12	35
Hyundai	HL757TM-7A	2.5	12	40	12	35

Manufacturer	Model	Bucket (cu. yd.)	Front Minimum Ply Rating	Front Minimum Inflation (psi)	Rear Minimum Ply Rating	Rear Minimum Inflation (psi)
Hyundai	HL757-9A	3.7	12	45	12	35
Hyundai	HL757XTD-9A	3.7	12	45	12	35
Hyundai	HL757TM-9A	3.5	12	45	12	35
Hyundai	HL760-9A	4.3	12	50	12	35
Hyundai	HL760XTD-9A	4.3	12	55	12	35
Hyundai	HL940	3	12	40	12	35
Hyundai	HL940 XT	3	12	40	12	35
Hyundai	HL955	3.1	12	45	12	35
Hyundai	HL955 XTD	3.1	12	45	12	35
Hyundai	HL960	3.8	12	50	12	35
Hyundai	HL960 XT	3.8	12	50	12	35
Komatsu	WA200-5	2.6	12	35	12	35
Komatsu	WA200-6	2.6	12	35	12	35
Komatsu	WA200PZ-6	2.5	12	35	12	35
Komatsu	WA200-7	2.6	12	35	12	35
Komatsu	WA200-8	2.6	12	35	12	35
Komatsu	WA250-1	3	12	35	12	35
Komatsu	WA250-3	3.5	12	35	12	35
Komatsu	WA250-3 PTC	3	12	35	12	35
Komatsu	WA250-5	3	12	35	12	35
Komatsu	WA250-6	3	12	35	12	35
Komatsu	WA250PZ-6	3	12	40	12	35
Komatsu	WA270-7	3	12	40	12	35
Komatsu	WA270-8	3	12	40	12	35
Komatsu	WA320-1	3.25	12	40	12	35
Komatsu	WA320-3	4.2	12	45	12	35
Komatsu	WA320-6	3.7	12	45	12	35
Komatsu	WA320PZ-6	3.5	12	45	12	35
Komatsu	WA320-7	3.7	12	45	12	35
Komatsu	WA320-8	3.7	12	45	12	35
Komatsu Dresser	520CH	2.5	12	35	12	35
Komatsu Dresser	525	2.7	12	35	12	35
Komatsu Dresser	530	3	12	40	12	35
Komatsu Dresser	530C	3	12	40	12	35
Komatsu Dresser	532	3.2	12	40	12	35

For service under chains, or load and carry operations, contact Titan Technical Services.

Pressure and ply recommendations based on normal quarry operations with standard equipment. For different applications, or modified equipment, please contact OTR Field Engineering for a specific recommendation. Tire damage or failure caused by improper load, ply, speed or inflation practices is not covered by the Titan Tire Warranty Policy.

CT - Contact Titan Technical services
HL - High Lift, extended booms, etc.

23.5-25 LOADER USAGE CHART

For Standard Loader Service: <250 ft, < 5 mph

*This excludes HK 458, see pages 91-92 for HK 458 pressures

Manufacturer	Model	Bucket (cu. yd.)	Front Minimum Ply Rating	Front Minimum Inflation (psi)	Rear Minimum Ply Rating	Rear Minimum Inflation (psi)
Caterpillar	924K	2.5	12	45	12	35
Caterpillar	926M	2.5	12	45	12	35
Caterpillar	930K	2.75	12	45	12	35
Caterpillar	930M	2.75	12	45	12	35
Caterpillar	938K	3.25	16	50	12	35
Caterpillar	938M	3.25	16	55	12	35
Caterpillar	950F TC	4	16	60	12	35
Caterpillar	950E	4	16	60	12	35
Caterpillar	950F-II	4	20	60	12	35
Caterpillar	950G	3.9	16	60	12	35
Caterpillar	950GC	4	20	60	12	35
Caterpillar	950G -II	2.7	12	50	12	35
Caterpillar	950H	4	20	60	12	35
Caterpillar	950K	3.5	16	55	12	35
Caterpillar	950L	7.5	16	60	12	35
Caterpillar	950M	4.5	20	65	16	40
Caterpillar	960F	4.5	20	65	16	40
Caterpillar	962G	4.25	20	65	16	35
Caterpillar	962H	4.5	20	65	16	40
Caterpillar	962K	3.5	16	60	12	35
Caterpillar	962L	3.9	20	60	12	35
Caterpillar	962M	4.7	24	70	16	40
Caterpillar	966C	4	20	60	12	35
Caterpillar	966D	4.25	20	65	16	40
Caterpillar	966F	5	24	70	16	45
Caterpillar	IT62H	4.25	20	65	16	35
Case	821	3.5	12	50	12	35
Case	821B	3.5	16	50	12	35
Case	821C	3.5	16	55	12	35
Case	821E	4.5	20	60	12	35
Case	821E XR	4.5	20	65	16	35
Case	821F	3.5	16	55	12	35
Case	821F XR	3.5	16	55	12	35
Case	821G XR	3.2	20	60	12	35
Case	821G XR	3.5	16	55	12	35
Case	821G XR	4.25	20	65	16	35
Case	821G Z-Bar	3.2	16	50	12	35
Case	821G Z-Bar	3.5	16	55	12	35
Case	821G Z-Bar	4.25	20	60	12	35
Case	921F	4.75	20	65	16	35
Case	921F XR	4.75	24	70	16	40
Case	921G XR	3.8	20	60	16	35
Case	921G XR	4	20	65	16	40
Case	921G XR	4.6	24	70	16	40
Case	921G Z-Bar	3.8	20	65	16	40
Case	921G Z-Bar	4	20	60	16	35
Case	921G Z-Bar	4.6	20	65	16	35
Case	W36	4	16	55	12	35
Daewoo	Mega 300	3.8	16	55	12	35
Daewoo	Mega 300-III	2.9	12	50	12	35
Deere	644D	3.2	12	50	12	35
Deere	644E	3.2	12	50	12	35
Deere	644G	4	16	55	12	35
Deere	644H	4.25	16	55	12	35
Deere	644H-HL	4.25	20	60	12	35
Deere	644H-MH	4.5	20	60	12	35
Deere	644H-WH	6	24	75	16	45
Deere	644K	4.25	20	60	12	35
Deere	644K-HL	4.25	20	65	16	35
Deere	644K-WH	5	24	70	16	45
Deere	724J	4.75	20	65	16	35
Deere	724J-HL	4.25	20	60	16	35
Deere	724K	4.75	20	65	16	35
Deere	724K-HL	4.25	20	65	16	35
Doosan	DL300	4.2	16	60	12	35
Doosan	DL300-5	4.2	20	60	12	35
Doosan	DL300-5 HL	4.2	20	65	16	40
Doosan	DL350-5	4.8	20	65	16	40
Doosan	DL350-5 HL	4.8	24	70	16	45
Fiatallis	FR160	3.6	16	50	12	35
Fiatallis	FR160-2	4	16	55	12	35
Fiatallis	FR180	4	16	55	12	35
Fiatallis	FR180-2	4	16	55	12	35
Fiatallis	FR20	4.5	20	65	16	35
Fiatallis	FR20B	4.6	20	65	16	40
Fiat Hitachi	W190	3.3	12	50	12	35
Fiat Hitachi	W230	4.6	20	65	16	35
Fiat Hitachi	FR160-2	4	16	55	12	35
Hitachi	ZW180-6	3.7	16	50	12	35
Hitachi	ZW180-6 HL	3.7	16	55	12	35
Hitachi	ZW220	4.2	16	60	12	35
Hitachi	ZW220 HL	3.5	16	55	12	35
Hitachi	ZW220-5	4.5	20	60	12	35
Hitachi	ZW220-5 HL	3.5	16	55	12	35
Hitachi	ZW220-6	4.2	16	60	12	35
Hitachi	ZW220-6 HL	4.2	20	60	12	35
Hitachi	ZW250	4.5	20	65	16	35
Hitachi	ZW250 HL	4	20	65	16	35

CONTINUES ON NEXT PAGE

23.5-25 LOADER USAGE CHART CONTINUED

For Standard Loader Service: <250 ft, < 5 mph

*This excludes HK 458, see pages 91-92 for HK 458 pressures

Manufacturer	Model	Bucket (cu. yd.)	Front Minimum Ply Rating	Front Minimum Inflation (psi)	Rear Minimum Ply Rating	Rear Minimum Inflation (psi)
Hitachi	ZW250-5	5.2	24	70	16	40
Hitachi	ZW250-5 HL	4	20	65	16	35
Hitachi	ZW250-6	4.8	24	65	16	40
Hitachi	ZW250-6 HL	4.8	24	70	16	45
Hyundai	HL35	4.8	24	70	16	40
Hyundai	HL760	4	20	60	12	35
Hyundai	HL760-7A	4	16	60	12	35
Hyundai	HL760-XTD-7A	4	20	60	12	35
Hyundai	HL760-9	4.3	20	60	12	35
Hyundai	HL760XTD-9	4.3	20	65	16	35
Hyundai	HL760-9A	4.3	20	60	12	35
Hyundai	HL760XTD-9A	4.3	20	65	16	35
Hyundai	HL770-7	5.2	24	75	20	45
Hyundai	HL770-XTD-7	5.2	CT	CT	20	45
Hyundai	HL770-7A	4	20	65	16	35
Hyundai	HL770-XTD-7A	4	24	70	16	40
Hyundai	HL770-9	5.5	24	75	20	45
Hyundai	HL770XTD-9	5.5	CT	CT	20	50
Hyundai	HL770-9A	5.5	24	80	20	45
Hyundai	HL770XTD-9A	5.5	CT	CT	20	50
Hyundai	HL960	3.8	16	60	12	35
Hyundai	HL960 XT	3.8	16	60	12	35
Hyundai	HL970	4.7	24	70	16	40
Hyundai	HL970 XTD	4.7	24	75	20	45
JCB	456ZX	4.3	20	60	16	35
JCB	457HT	4.1	20	60	12	35
JCB	457HT SHL	4.1	24	70	16	45
JCB	457ZX	4.1	20	60	12	35
JCB	457ZX HL	4.1	20	65	16	40
Kawasaki	70ZV-2	3.5	16	50	12	35
Kawasaki	70ZV-2 HL	3.5	16	55	12	35
Kawasaki	70TMV-2	3.4	16	55	12	35
Kawasaki	70Z7	3.7	16	50	12	35
Kawasaki	70Z7 HL	3.7	16	55	12	35
Kawasaki	80Z	3.75	16	55	12	35
Kawasaki	80ZII	3.75	16	55	12	35
Kawasaki	80ZIII	3.75	16	55	12	35
Kawasaki	80ZIV	3.75	16	55	12	35
Kawasaki	80ZIV-2	4	16	55	12	35
Kawasaki	80ZV-2	4.2	20	60	12	35
Kawasaki	80Z7	4.2	16	60	12	35
Kawasaki	80Z7 HL	4.2	20	60	12	35
Kawasaki	85Z7	4.8	20	65	16	40
Kawasaki	85Z7 HL	4.8	24	70	16	45
Kawasaki	90Z7	5.5	CT	CT	20	50
Kawasaki	90Z7 HL	5.5	CT	CT	20	50
Kawasaki	90Z7B	5.5	CT	CT	20	45
Kawasaki	90Z7B HL	5.5	CT	CT	20	50
Komatsu	WA380-3	5.25	20	65	16	40
Komatsu	WA380-6	4.3	16	60	12	35
Komatsu	WA380-7	4.3	20	60	12	35
Komatsu	WA380-7 HL	3.8	16	55	12	35
Komatsu	WA380-8	4.3	20	60	12	35
Komatsu	WA380-8 HL	3.8	20	60	12	35
Komatsu	WA430-6	4.6	20	65	16	35
Komatsu Dresser	538	4	20	60	12	35
Komatsu Dresser	540	4.5	20	60	12	35
Liebherr	L550	4.2	16	60	12	35
Liebherr	L550 HL	3.4	16	55	12	35
Liebherr	L550XP	4.2	20	60	12	35
Liebherr	L550XP HL	3.4	16	60	12	35
Liebherr	L556	4.7	20	60	12	35
Liebherr	L556 HL	3.7	20	60	12	35
Liebherr	L556XP	4.7	20	65	16	40
Liebherr	L556XP HL	3.7	20	60	12	35
New Holland	W190B	3.44	16	50	12	35
New Holland	W190B LR	3.44	16	55	12	35
Terex	66C	4	20	60	16	35
Terex	70C	4.4	20	60	16	35
Terex	TL310	4	16	60	12	35
Volvo	L110F	4.4	20	65	16	35
Volvo	L110G	4.5	20	65	16	35
Volvo	L110H	4	16	60	12	35
Volvo	L120B	3.9	16	55	12	35
Volvo	L120C	4.7	20	65	16	35
Volvo	L120D	4.7	20	65	16	40
Volvo	L120F	4.7	24	65	16	40
Volvo	L120G	4.5	20	65	16	35
Volvo	L120H	4.25	20	60	12	35
Volvo	L150	4.5	24	70	16	40
Volvo	L150C	5.2	24	70	16	45
Volvo	L150D	5.2	24	75	20	45

For service under chains, or load and carry operations, contact Titan Technical Services.

Pressure and ply recommendations based on normal quarry operations with standard equipment. For different applications, or modified equipment, please contact OTR Field Engineering for a specific recommendation. Tire damage or failure caused by improper load, ply, speed or inflation practices is not covered by the Titan Tire Warranty Policy.

CT - Contact Titan Technical services
HL - High Lift, extended booms, etc.

TITAN HK 458 23.5-25 LOADER USAGE CHART

For Standard Loader Service: <250 ft, < 5 mph

Manufacturer	Model	Bucket (cu. yd.)	Front Minimum Ply Rating	Front Minimum Inflation (psi)	Rear Minimum Ply Rating	Rear Minimum Inflation (psi)
Caterpillar	924K	2.5	12	35	12	35
Caterpillar	926M	2.5	12	35	12	35
Caterpillar	930K	2.75	12	35	12	35
Caterpillar	930M	2.75	12	35	12	35
Caterpillar	938K	3.25	12	40	12	35
Caterpillar	938M	3.25	12	40	12	35
Caterpillar	950F TC	4	12	40	12	35
Caterpillar	950E	4	12	40	12	35
Caterpillar	950F-II	4	12	40	12	35
Caterpillar	950G	3.9	12	45	12	35
Caterpillar	950GC	4	12	45	12	35
Caterpillar	950G -II	2.7	12	35	12	35
Caterpillar	950H	4	12	40	12	35
Caterpillar	950K	3.5	12	40	12	35
Caterpillar	950M	4.5	12	45	12	35
Caterpillar	960F	4.5	12	45	12	35
Caterpillar	962G	4.25	12	45	12	35
Caterpillar	962H	4.5	12	45	12	35
Caterpillar	962K	3.5	12	45	12	35
Caterpillar	962M	4.7	12	45	12	35
Caterpillar	966C	4	12	45	12	35
Caterpillar	966D	4.25	12	45	12	35
Caterpillar	IT62H	4.25	12	45	12	35
Case	821	3.5	12	35	12	35
Case	821B	3.5	12	40	12	35
Case	821C	3.5	12	40	12	35
Case	821E	4.5	12	40	12	35
Case	821E XR	4.5	12	45	12	35
Case	821F	3.5	12	40	12	35
Case	821F XR	3.5	12	40	12	35
Case	821G XR	3.2	12	45	12	35
Case	821G XR	3.5	12	40	12	35
Case	821G XR	4.25	12	45	12	35
Case	821G Z-Bar	3.2	12	40	12	35
Case	821G Z-Bar	3.5	12	40	12	35
Case	821G Z-Bar	4.25	12	40	12	35
Case	921F	4.75	12	45	12	35
Case	921F XR	4.75	12	45	12	35
Case	921G XR	3.8	12	45	12	35
Case	921G XR	4	12	45	12	35
Case	921G XR	4.6	12	45	12	35
Case	921G Z-Bar	3.8	12	45	12	35
Case	921G Z-Bar	4	12	45	12	35
Case	921G Z-Bar	4.6	12	45	12	35

Manufacturer	Model	Bucket (cu. yd.)	Front Minimum Ply Rating	Front Minimum Inflation (psi)	Rear Minimum Ply Rating	Rear Minimum Inflation (psi)
Case	W36	4	12	40	12	35
Deere	644D	3.2	12	35	12	35
Deere	644E	3.2	12	35	12	35
Deere	644G	4	12	40	12	35
Deere	644H	4.25	12	40	12	35
Deere	644H-HL	4.25	12	40	12	35
Deere	644H-MH	4.5	12	40	12	35
Deere	644H-WH	6	12	45	12	35
Deere	644K	4.25	12	40	12	35
Deere	644K-HL	4.25	12	45	12	35
Deere	644K-WH	5	12	50	12	35
Deere	724J	4.75	12	45	12	35
Deere	724J-HL	4.25	12	45	12	35
Deere	724K	4.75	12	45	12	35
Deere	724K-HL	4.25	12	45	12	35
Hitachi	ZW180-6	3.7	12	40	12	35
Hitachi	ZW180-6 HL	3.7	12	40	12	35
Hitachi	ZW220	4.2	12	40	12	35
Hitachi	ZW220 HL	3.5	12	40	12	35
Hitachi	ZW220-5	4.5	12	45	12	35
Hitachi	ZW220-5 HL	3.5	12	40	12	35
Hitachi	ZW220-6	4.2	12	40	12	35
Hitachi	ZW220-6 HL	4.2	12	45	12	35
Hitachi	ZW250	4.5	12	45	12	35
Hitachi	ZW250 HL	4	12	45	12	35
Hitachi	ZW250-5	5.2	12	45	12	35
Hitachi	ZW250-5 HL	4	12	45	12	35
Hitachi	ZW250-6	4.8	12	45	12	35
Hitachi	ZW250-6 HL	4.8	12	50	12	35
Hyundai	HL35	4.8	12	50	12	35
Hyundai	HL760	4	12	45	12	35
Hyundai	HL760-7A	4	12	40	12	35
Hyundai	HL760-XTD-7A	4	12	45	12	35
Hyundai	HL760-9	4.3	12	40	12	35
Hyundai	HL760XTD-9	4.3	12	45	12	35
Hyundai	HL760-9A	4.3	12	45	12	35
Hyundai	HL760XTD-9A	4.3	12	45	12	35
Hyundai	HL770-7	5.2	12	50	12	35
Hyundai	HL770-XTD-7	5.2	16	50	12	35
Hyundai	HL770-7A	4	12	45	12	35
Hyundai	HL770-XTD-7A	4	12	50	12	35
Hyundai	HL770-9	5.5	16	50	12	35
Hyundai	HL770XTD-9	5.5	16	55	12	35
Hyundai	HL770-9A	5.5	16	50	12	35

CONTINUES ON NEXT PAGE

TITAN HK 458 23.5-25 LOADER USAGE CHART CONTINUED

For Standard Loader Service: <250 ft, < 5 mph

Manufacturer	Model	Bucket (cu. yd.)	Front Minimum Ply Rating	Front Minimum Inflation (psi)	Rear Minimum Ply Rating	Rear Minimum Inflation (psi)
Hyundai	HL770XTD-9A	5.5	16	55	12	35
Hyundai	HL960	3.8	12	40	12	35
Hyundai	HL960 XT	3.8	12	40	12	35
Hyundai	HL970	4.7	12	50	12	35
Hyundai	HL970 XTD	4.7	16	50	12	35
Komatsu	WA380-3	5.25	12	45	12	35
Komatsu	WA380-6	4.3	12	40	12	35
Komatsu	WA380-7	4.3	12	40	12	35
Komatsu	WA380-7 HL	3.8	12	40	12	35
Komatsu	WA380-8	4.3	12	40	12	35
Komatsu	WA380-8 HL	3.8	12	45	12	35
Komatsu	WA430-6	4.6	12	45	12	35
Volvo	L150D	5.2	24	75	20	45

For service under chains, or load and carry operations, contact Titan Technical Services.

Pressure and ply recommendations based on normal quarry operations with standard equipment. For different applications, or modified equipment, please contact OTR Field Engineering for a specific recommendation. Tire damage or failure caused by improper load, ply, speed or inflation practices is not covered by the Titan Tire Warranty Policy.

CT - Contact Titan Technical services
HL - High Lift, extended booms, etc.

26.5-25 LOADER USAGE CHART

For Standard Loader Service: <250 ft, < 5 mph

Manufacturer	Model	Bucket (cu. yd.)	Front Minimum Ply Rating	Front Minimum Inflation (psi)	Rear Minimum Ply Rating	Rear Minimum Inflation (psi)
Caterpillar	966E	5	20	60	20	35
Caterpillar	966F	5	20	60	20	35
Caterpillar	966F-II	5	20	60	20	35
Caterpillar	966G	4.75	20	65	20	35
Caterpillar	966H	5.5	20	65	20	40
Caterpillar	966H	5.75	20	65	20	40
Caterpillar	966K	5.5	20	70	20	40
Caterpillar	966L	5.5	20	65	20	40
Caterpillar	966M	5.5	20	65	20	40
Caterpillar	966M XE	5.5	20	65	20	40
Caterpillar	970F	5.25	20	65	20	40
Caterpillar	972G	5.4	20	65	20	40
Caterpillar	972H	6	26	70	20	40
Caterpillar	972K	5.5	20	70	20	40
Caterpillar	972L	5.5	20	70	20	40
Caterpillar	972M	6	20	65	20	40
Caterpillar	972M XE	6	26	70	20	40
Case	921	4.75	20	60	20	35
Case	921B	4.75	20	60	20	35
Case	921C	4.75	20	60	20	35
Case	921E	5.75	20	65	20	35
Case	921E XR	5.75	26	70	20	40
Case	921F	4.75	20	55	20	35
Case	921F XR	4.75	20	60	20	35
Case	1021G Z-Bar	4.75	20	65	20	35
Case	1021G Z-Bar	4.6	20	60	20	35
Case	1021G Z-Bar	5.5	20	70	20	40
Case	1021G XR	4.75	20	65	20	40
Case	1021G XR	4.6	20	65	20	40
Case	1021G XR	5.5	26	75	20	45
Case	1121F Z-bar	5.25	20	65	20	40
Case	1121F Z-bar	6.25	26	75	20	45
Case	1121F XR	5.25	26	70	20	40
Case	1121F XR	6.25	32	80	20	50
Case	1121G Z-Bar	5.25	26	70	20	40
Case	1121G Z-Bar	5.1	20	70	20	40
Case	1121G Z-Bar	6.25	26	75	20	45
Case	1121G XR	5.25	26	70	20	45
Case	1121G XR	5.1	26	70	20	40
Case	1121G XR	6.25	32	80	20	50
Daewoo	Mega 400	5.1	20	60	20	35
Daewoo	Mega 400-III	3.9	20	55	20	35
Deere	744E	5	20	60	20	35
Deere	744H	5.25	20	60	20	35
Deere	744H-HL	4.5	20	60	20	35
Deere	744H-MH	5.75	20	70	20	40
Deere	744J	5.25	20	65	20	40
Deere	744J HL	5.25	26	70	20	40
Deere	744K	5.25	20	65	20	35
Deere	744K-HL	5.25	20	70	20	40
Deere	744K-II	5.25	20	65	20	40
Deere	744K-II HL	5.25	26	70	20	40
Deere	744L	5.25	20	65	20	40
Deere	744L HL	5.25	26	70	20	40
Deere	824J	6	26	75	20	45
Deere	824J HL	5.25	26	70	20	45
Deere	824K	6	26	70	20	45
Deere	824K-HL	6	26	75	20	45
Deere	824K-II	6	26	75	20	45
Deere	824K-II HL	6	26	75	20	45
Deere	824L	6	26	75	20	45
Deere	824L HL	6	32	80	20	50
Deere	844	6	26	70	20	40
Doosan	DL400	5.1	20	60	20	35
Doosan	DL420-5	5.5	20	65	20	35
Doosan	DL420-5 HL	5.5	26	70	20	40
Doosan	DL450	6.3	26	75	20	45
Doosan	DL450-3	5.88	26	70	20	40
Doosan	DL450-5	6.3	26	75	20	45
Doosan	DL450-5 HL	6.3	26	75	20	45
Fiatallis	FR220	5.1	20	60	20	35
Fiatallis	FR220-2	5	20	60	20	35
Fiat Hitachi	W270	5.2	20	60	20	35
Fiat Hitachi	FR220-2	5	20	60	20	35
Furukawa	FL330-I	4.3	20	55	20	35
Hitachi	ZW250-6	4.8	20	60	20	35
Hitachi	ZW250-6 HL	4.8	20	60	20	35
Hitachi	ZW310	5.25	20	60	20	35
Hitachi	ZW310 HL	4.75	20	60	20	35
Hitachi	ZW310-5	5.9	26	70	20	40
Hitachi	ZW310-5 HL	5.25	20	70	20	40
Hitachi	ZW310-6	5.5	20	65	20	40
Hitachi	ZW310-6 HL	5.5	26	70	20	40
Hitachi	ZW330-5	6.5	26	75	20	45
Hitachi	ZW330-5 HL	6	26	75	20	45
Hyundai	HL770	5	20	65	20	35
Hyundai	HL770-7	5.2	20	65	20	35
Hyundai	HL770XTD-7	5.2	20	65	20	40
Hyundai	HL770-7A	5.2	20	65	20	35
Hyundai	HL770XTD-7A	5.2	20	65	20	40

CONTINUES ON NEXT PAGE

26.5-25 LOADER USAGE CHART CONTINUED

For Standard Loader Service: <250 ft, < 5 mph

Manufacturer	Model	Bucket (cu. yd.)	Front Minimum Ply Rating	Front Minimum Inflation (psi)	Rear Minimum Ply Rating	Rear Minimum Inflation (psi)
Hyundai	HL770-9	5.5	20	65	20	40
Hyundai	HL770XTD-9	5.5	20	70	20	40
Hyundai	HL770-9A	5.5	20	65	20	40
Hyundai	HL770XTD-9A	5.5	26	70	20	40
Hyundai	HL780-7A	6.7	32	80	20	50
Hyundai	HL780XTD-7A	6.7	32	85	20	50
Hyundai	HL780-9	7.1	32	85	20	50
Hyundai	HL780XTD-9	7.1	32	85	26	55
Hyundai	HL780-9A	7.1	32	85	20	50
Hyundai	HL780XTD-9A	7.1	32	90	26	55
Hyundai	HL970	4.7	20	60	20	35
Hyundai	HL970 XTD	4.7	20	65	20	35
Hyundai	HL980	6.3	32	80	20	50
Hyundai	HL980 XTD	6.3	32	80	20	50
Kawasaki	85Z	4.2	20	55	20	35
Kawasaki	85ZII	4.2	20	55	20	35
Kawasaki	85ZIII	4.3	20	55	20	35
Kawasaki	85ZIV	4.3	20	55	20	35
Kawasaki	85ZIV-2	4.75	20	60	20	35
Kawasaki	85ZV-2	4.8	20	60	20	35
Kawasaki	85Z7	4.8	20	60	20	35
Kawasaki	85Z7 HL	4.8	20	60	20	35
Kawasaki	90ZIII	5	20	60	20	35
Kawasaki	90ZIV	5	20	60	20	35
Kawasaki	90ZIV-2	5.5	20	65	20	40
Kawasaki	90ZV	5.2	20	65	20	35
Kawasaki	90ZV	4.25	20	55	20	35
Kawasaki	90ZV-2	5.2	20	65	20	35
Kawasaki	90Z7	5.5	20	65	20	40
Kawasaki	90Z7 HL	5.5	26	70	20	40
Kawasaki	90Z7B	5.5	20	65	20	40
Kawasaki	90Z7B HL	5.5	26	70	20	40
Kawasaki	92ZV-2	6	26	70	20	45
Kawasaki	92Z7	6.3	26	75	20	45
Kawasaki	92Z7 HL	6.3	32	80	20	50
Kawasaki	95ZV-2	7	32	90	26	55
Komatsu	WA420-1	4.75	20	55	20	35
Komatsu	WA420-3	6	20	65	20	35
Komatsu	WA430-6	4.6	20	55	20	35
Komatsu	WA450-2	5.5	20	65	20	35
Komatsu	WA450-3	6.8	26	70	20	45
Komatsu	WA470-6	5.5	20	65	20	35
Komatsu	WA470-7	5.5	20	65	20	35
Komatsu	WA470-8	5	20	65	20	40
Komatsu	WA470-8 HL	5	20	65	20	40
Komatsu	WA480-6	5.4	20	65	20	40
Komatsu	WA480-8	6	26	70	20	45
Komatsu Dresser	542	4.75	20	60	20	35
Komatsu Dresser	545	5.5	26	70	20	40
Komatsu Dresser	550	5.25	20	65	20	35
Liebherr	L566	5.2	20	65	20	35
Liebherr	L566 HL	4.6	20	60	20	35
Liebherr	L566 XP	5.5	20	70	20	40
Liebherr	L576	6.15	26	70	20	45
Liebherr	L576 HL	5.5	26	70	20	40
Liebherr	L580	6.5	26	70	20	45
Liebherr	L580 HL	5.9	26	70	20	40
Liebherr	L580 XP	6.8	32	80	20	50
Terex	80C	5.5	26	70	20	40
Volvo	L150C	5.2	20	60	20	35
Volvo	L150D	5.2	20	65	20	40
Volvo	L150F	5.8	26	70	20	40
Volvo	L150G	6.8	26	75	20	45
Volvo	L150H	5.25	20	65	20	35
Volvo	L180	5.5	20	65	20	40
Volvo	L180C	6	26	70	20	40
Volvo	L180D	6.3	26	75	20	45
Volvo	L180F	6.3	26	75	20	45
Volvo	L180G	7.6	32	85	20	50
Volvo	L180H	5.75	26	75	20	45
Volvo	L190	5.2	20	70	20	40
Volvo	L190B	5.2	20	70	20	40

For service under chains, or load and carry operations, contact Titan Technical Services.

Pressure and ply recommendations based on normal quarry operations with standard equipment. For different applications, or modified equipment, please contact OTR Field Engineering for a specific recommendation. Tire damage or failure caused by improper load, ply, speed or inflation practices is not covered by the Titan Tire Warranty Policy.

CT - Contact Titan Technical services
HL - High Lift, extended booms, etc.

29.5-25 LOADER USAGE CHART

For Standard Loader Service: <250 ft, < 5 mph

Manufacturer	Model	Bucket (cu. yd.)	Front Minimum Ply Rating	Front Minimum Inflation (psi)	Rear Minimum Ply Rating	Rear Minimum Inflation (psi)
Caterpillar	980C	6.75	28	75	28	45
Caterpillar	980F	7	28	75	28	45
Caterpillar	980F-II	7	28	75	28	45
Caterpillar	980G	7	28	75	28	45
Caterpillar	980H	7.5	28	75	28	45
Caterpillar	980K	7.5	28	75	28	45
Caterpillar	980M	7.5	28	75	28	45
Case	1221E	9.2	28	50	28	35
Case	1221E XR	9.2	28	50	28	35
Deere	744J	5.25	28	55	28	35
Deere	744J HL	5.25	28	60	28	35
Deere	824J	6	28	65	28	35
Deere	824J HL	5.25	28	60	28	35
Deere	824K	6	28	65	28	35
Deere	824K HL	6	28	65	28	40
Deere	824K-II	6	28	65	28	35
Deere	824K-II HL	6	28	65	28	40
Deere	844J	7.25	28	75	28	45
Deere	844K	7.25	28	75	28	45
Deere	844K-II	7.25	28	80	28	50
Deere	844K-III	7.25	28	80	28	50
Deere	844L	7.25	28	80	28	50
Doosan	DL500	6.8	28	70	28	40
Doosan	DL550-5	7.5	28	80	28	45
Doosan	DL550-5 HL	7.5	34	85	28	50
Furukawa	FL460	6	28	70	28	40
Hitachi	ZW370-5	8.1	34	85	28	55
Hitachi	ZW370-5 HL	7.3	34	85	28	50
Hitachi	ZW370-6	7.3	28	80	28	50
Hitachi	ZW370-6 HL	7.3	34	85	28	50
Hyundai	HL780-7A	6.7	28	70	28	40
Hyundai	HL780XTD-7A	6.7	28	70	28	45
Hyundai	HL780-9	7.1	28	70	28	45
Hyundai	HL780XTD-9	7.1	28	75	28	45
Hyundai	HL780-9A	7.1	28	75	28	45
Hyundai	HL780XTD-9A	7.1	28	75	28	45
Hyundai	HL980	6.3	28	70	28	40
Hyundai	HL980 XTD	6.3	28	70	28	45
Kawasaki	95Z	6	28	65	28	40
Kawasaki	95ZII	6	28	65	28	40
Kawasaki	95ZIII	6.5	28	70	28	40
Kawasaki	95ZIV	6.5	28	70	28	40
Kawasaki	95ZIV-2	7.25	28	75	28	45
Kawasaki	95ZIV-3	7.25	28	75	28	45
Kawasaki	95ZV-2	7	28	75	28	45
Kawasaki	95Z7	7.3	34	80	28	50
Kawasaki	95Z7 HL	7.3	34	85	28	50
Komatsu	WA500-1	6	28	65	28	40
Komatsu	WA500-3	7.2	28	70	28	45
Komatsu	WA500-6	7.3	28	80	28	50
Komatsu	WA500-7	7.3	28	80	28	50
Komatsu	WA500-7 HL	5.9	28	70	28	40
Komatsu	WA500-7 SM	5.25	28	70	28	45
Komatsu	WA500-8	7.6	34	80	28	50
Komatsu	WA500-8 HL	5.9	28	75	28	45
Komatsu Dresser	555	6	28	70	28	40
Komatsu Dresser	558	6	28	65	28	40
Liebherr	L586	7.85	34	80	28	50
Liebherr	L586 HL	7.2	28	80	28	50
Liebherr	586XP	7.8	34	85	28	50
Volvo	L190	5.2	28	60	28	35
Volvo	L190B	5.2	28	60	28	35
Volvo	L220D	7	28	70	28	40
Volvo	L220E	7.1	28	75	28	45
Volvo	L220F	6.3	28	75	28	45
Volvo	L220F	7.8	28	80	28	50
Volvo	L220G	8.2	34	85	28	50
Volvo	L220H	6.8	28	75	28	45
Volvo	L260H	8.4	34	85	28	55
Volvo	L260H HL	7.2	28	80	28	50

For service under chains, or load and carry operations, contact Titan Technical Services.

Pressure and ply recommendations based on normal quarry operations with standard equipment. For different applications, or modified equipment, please contact OTR Field Engineering for a specific recommendation. Tire damage or failure caused by improper load, ply, speed or inflation practices is not covered by the Titan Tire Warranty Policy.

CT - Contact Titan Technical services
HL - High Lift, extended booms, etc.

725/70-25 LOADER USAGE CHART

For Standard Loader Service: <250 ft, < 5 mph

Manufacturer	Model	Bucket (cu. yd.)	Front Minimum Ply Rating	Front Minimum Inflation (psi)	Rear Minimum Ply Rating	Rear Minimum Inflation (psi)
Caterpillar	950K	3.5	16	50	16	35
Caterpillar	950K HL	3.5	16	50	16	35
Caterpillar	950M	4	16	55	16	35
Caterpillar	950M HL	4	CT	CT	16	35
Caterpillar	966C	4	16	50	16	35
Caterpillar	966D	4.25	CT	CT	16	35
Caterpillar	966G	4.75	CT	CT	16	35
Caterpillar	966H	5.5	CT	CT	16	40
Caterpillar	966H	5.75	CT	CT	CT	40
Caterpillar	966K	5.5	CT	CT	CT	40
Caterpillar	966L	5.5	CT	CT	16	40
Caterpillar	966M	5.5	CT	CT	16	40
Caterpillar	966M XE	5.5	CT	CT	16	40
Deere	644K	4.25	16	50	16	35
Deere	644K HL	4.25	16	55	16	35

For service under chains, or load and carry operations, contact Titan Technical Services.

Pressure and ply recommendations based on normal quarry operations with standard equipment. For different applications, or modified equipment, please contact OTR Field Engineering for a specific recommendation. Tire damage or failure caused by improper load, ply, speed or inflation practices is not covered by the Titan Tire Warranty Policy.

CT - Contact Titan Technical services
HL - High Lift, extended booms, etc.

35/65-33 LOADER USAGE CHART

For Standard Loader Service: <250 ft, < 5 mph

PIT LOADER APPLICATION

Manufacturer	Model	Bucket (cu. yd.)	Front Minimum Ply Rating	Front Minimum Inflation (psi)	Rear Minimum Ply Rating	Rear Minimum Inflation (psi)
Caterpillar	986H	6.12	42	85	42	50
Caterpillar	986H HL	5.35	42	80	42	50
Caterpillar	986K	6.8	42	90	42	55
Caterpillar	986K HL	5.8	42	85	42	55
Caterpillar	988B	8.25	42	105	42	65
Caterpillar	988F	7.75	42	100	42	65
Caterpillar	988G	8	CT	CT	42	70
Caterpillar	988H	8.2	CT	CT	42	75
Caterpillar	988H	8.33	CT	CT	42	75
Caterpillar	988H	9.2	CT	CT	42	80
Caterpillar	988H HL	8.33	CT	CT	42	75
Caterpillar	988K	8.4	CT	CT	42	75
Caterpillar	988K HL	8.4	CT	CT	42	75
Caterpillar	988K Steel Mill	5.5	42	80	42	50
Caterpillar	988K Steel Mill	6.5	42	85	42	50

YARD LOADER APPLICATION

Manufacturer	Model	Bucket (cu. yd.)	Front Minimum Ply Rating	Front Minimum Inflation (psi)	Rear Minimum Ply Rating	Rear Minimum Inflation (psi)
Caterpillar	986H	6.12	42	75	42	45
Caterpillar	986H HL	5.35	42	70	42	45
Caterpillar	986K	6.8	42	80	42	50
Caterpillar	986K HL	5.8	42	75	42	45
Caterpillar	988B	8.25	42	90	42	55
Caterpillar	988F	7.75	42	90	42	55
Caterpillar	988G	8	42	95	42	60
Caterpillar	988H	8.2	42	100	42	65
Caterpillar	988H	8.33	42	100	42	65
Caterpillar	988H	9.2	42	105	42	65
Caterpillar	988H HL	8.33	42	100	42	60
Caterpillar	988K	8.4	42	100	42	65
Caterpillar	988K HL	8.4	42	100	42	65
Caterpillar	988K Steel Mill	5.5	42	105	42	65
Caterpillar	988K Steel Mill	6.5	42	105	42	65

CONTINUES ON NEXT PAGE

35/65-33 LOADER USAGE CHART CONTINUED

For Standard Loader Service: <250 ft, < 5 mph

PIT LOADER APPLICATION						
Manufacturer	Model	Bucket (cu. yd.)	Front Minimum Ply Rating	Front Minimum Inflation (psi)	Rear Minimum Ply Rating	Rear Minimum Inflation (psi)
Caterpillar	988K XE	9.2	CT	CT	42	80
Deere	944K	10	CT	CT	42	80
Deere	944K HL	10	CT	CT	42	85
Hitachi	ZW550-5	8.9	42	110	42	70
Hitachi	ZW550-5 HL	7.3	42	100	42	65
Hitachi	ZW550-6	8.2	42	105	42	65
Hitachi	ZW550-6 HL	9	42	115	42	75
Kawasaki	110Z	7.5	42	95	42	60
Kawasaki	110ZII	7.5	42	95	42	60
Kawasaki	115ZIII	7.5	42	95	42	60
Kawasaki	115ZIV	7.5	42	100	42	65
Kawasaki	115ZIV-2	8.25	42	105	42	70
Kawasaki	115ZV	7.5	42	100	42	65
Kawasaki	115ZV-2	7.8	42	105	42	65
Kawasaki	115ZV-2 HL	6.5	42	95	42	60
Kawasaki	115Z7	8.3	42	105	42	65
Kawasaki	115Z7 HL	9	CT	CT	42	75
Kawasaki	115Z7 Xtreme	9.15	42	110	42	70
Komatsu	WA600-1	7.1	42	90	42	55
Komatsu	WA600-3	8	42	95	42	60
Komatsu	WA600-6	8.4	CT	CT	42	75
Komatsu	WA600-6	9.2	CT	CT	42	80
Komatsu	WA600-8	8.4	42	115	42	75
Komatsu Dresser	568	7.5	42	95	42	60
O&K	7500	7	42	90	42	55
Sandvik	LH621-10	10.5	CT	CT	42	75
Terex	90C	8.5	42	105	42	65
Volvo	L320	8	42	100	42	65
Volvo	L330C	8.6	42	110	42	70
Volvo	L330D	8.6	42	110	42	70
Volvo	L330E	8.6	CT	CT	42	70
Volvo	L350F	10.1	CT	CT	42	80
Volvo	L350H	9.5	42	115	42	75
Volvo	L350H HL	9.5	42	120	42	75

YARD LOADER APPLICATION						
Manufacturer	Model	Bucket (cu. yd.)	Front Minimum Ply Rating	Front Minimum Inflation (psi)	Rear Minimum Ply Rating	Rear Minimum Inflation (psi)
Caterpillar	988K XE	9.2	42	105	42	70
Deere	944K	10	42	105	42	65
Deere	944K HL	10	42	110	42	70
Hitachi	ZW550-5	8.9	42	90	42	60
Hitachi	ZW550-5 HL	7.3	42	85	42	55
Hitachi	ZW550-6	8.2	42	90	42	55
Hitachi	ZW550-6 HL	9	42	95	42	60
Kawasaki	110Z	7.5	42	80	42	50
Kawasaki	110ZII	7.5	42	80	42	50
Kawasaki	115ZIII	7.5	42	80	42	50
Kawasaki	115ZIV	7.5	42	85	42	55
Kawasaki	115ZIV-2	8.25	42	90	42	60
Kawasaki	115ZV	7.5	42	85	42	55
Kawasaki	115ZV-2	7.8	42	90	42	55
Kawasaki	115ZV-2 HL	6.5	42	80	42	50
Kawasaki	115Z7	8.3	42	90	42	55
Kawasaki	115Z7 HL	9	42	95	42	60
Kawasaki	115Z7 Xtreme	9.15	42	90	42	60
Komatsu	WA600-1	7.1	42	75	42	45
Komatsu	WA600-3	8	42	80	42	50
Komatsu	WA600-6	8.4	42	95	42	60
Komatsu	WA600-6	9.2	42	85	42	55
Komatsu	WA600-8	8.4	42	100	42	65
Komatsu Dresser	568	7.5	42	80	42	50
O&K	7500	7	42	80	42	50
Sandvik	LH621-10	10.5	CT	CT	42	75
Terex	90C	8.5	42	90	42	55
Volvo	L320	8	42	90	42	55
Volvo	L330C	8.6	42	95	42	60
Volvo	L330D	8.6	42	95	42	60
Volvo	L330E	8.6	42	95	42	60
Volvo	L350F	10.1	42	105	42	65
Volvo	L350H	9.5	42	95	42	60
Volvo	L350H HL	9.5	42	100	42	65

For service under chains, or load and carry operations, contact Titan Technical Services.

Pressure and ply recommendations based on normal quarry operations with standard equipment. For different applications, or modified equipment, please contact OTR Field Engineering for a specific recommendation. Tire damage or failure caused by improper load, ply, speed or inflation practices is not covered by the Titan Tire Warranty Policy.

CT - Contact Titan Technical services
HL - High Lift, extended booms, etc.

40/65-39 LOADER USAGE CHART

For Standard Loader Service: <250 ft, < 5 mph

Manufacturer	Model	Bucket (cu. yd.)	Front Minimum Ply Rating	Front Minimum Inflation (psi)	Rear Minimum Ply Rating	Rear Minimum Inflation (psi)
Komatsu	WA700-1	11.1	CT	CT	42	60
Komatsu	WA700-3	11.4	CT	CT	42	65
Komatsu	WA700-3	12.3	CT	CT	CT	65

45/65-45 LOADER USAGE CHART

For Standard Loader Service: <250 ft, < 5 mph

Manufacturer	Model	Bucket (cu. yd.)	Front Minimum Ply Rating	Front Minimum Inflation (psi)	Rear Minimum Ply Rating	Rear Minimum Inflation (psi)
Caterpillar	992B	10	58	80	58	45
Caterpillar	992C	12.5	58	105	58	70
Caterpillar	992C HL	12.5	58	115	58	75
Caterpillar	992D	14	58	110	58	70
Caterpillar	992D HL	14	58	120	58	75
Caterpillar	992G	16	58	CT	58	85
Caterpillar	992G HL	16	CT	CT	58	90
Caterpillar	992K	14	58	115	58	75
Caterpillar	992K HL	14	58	110	58	70
Komatsu	WA800-2	13.7	58	105	58	70
Komatsu	WA800-3	14.4	58	115	58	75
Komatsu	WA900-3	17	58	CT	58	80
Komatsu	WA900-3 HL	15	CT	CT	58	85
Komatsu	WA900-8	17	CT	CT	58	90
Komatsu	WA900-8 HL	15	CT	CT	58	85
LeTourneau	L-950-2	18	CT	CT	58	90
LeTourneau	L-950-2 HL	16	CT	CT	58	85
LeTourneau	L1000	17	58	CT	58	80

41.25/70-39 LOADER USAGE CHART

For Standard Loader Service: <250 ft, < 5 mph

Manufacturer	Model	Bucket (cu. yd.)	Front Minimum Ply Rating	Front Minimum Inflation (psi)	Rear Minimum Ply Rating	Rear Minimum Inflation (psi)
Caterpillar	990	11	42	90	42	55
Caterpillar	990H	11.25	CT	CT	42	65
Caterpillar	990K	11.25	CT	CT	42	65
Caterpillar	990K HL	11.25	CT	CT	42	70
Kawasaki	135ZV-2	12.8	CT	CT	42	65
Kawasaki	135ZV-2 HL	11.5	42	95	42	60
Komatsu	WA700-1	11.1	42	85	42	50
Komatsu	WA700-3	11.4	42	85	42	55
Komatsu	WA700-3	12.3	42	75	42	45
Volvo	L480B	12.5	CT	CT	42	65

For service under chains, or load and carry operations, contact Titan Technical Services.

Pressure and ply recommendations based on normal quarry operations with standard equipment. For different applications, or modified equipment, please contact OTR Field Engineering for a specific recommendation. Tire damage or failure caused by improper load, ply, speed or inflation practices is not covered by the Titan Tire Warranty Policy.

CT - Contact Titan Technical services
HL - High Lift, extended booms, etc.

BIAS RIGID DUMP TRUCK

18.00-25 RIGID DUMP TRUCK USAGE CHART

For Standard Earthmover Service: <2.5 mile, < 30 mph

Manufacturer	Model	Bucket (cu. yd.)	Front Minimum Ply Rating	Front Minimum Inflation (psi)	Rear Minimum Ply Rating	Rear Minimum Inflation (psi)
Euclid	R32 w/ liners	34	40	85	40	95
Euclid	R32 w/o liners	36	40	85	40	95
International	350B (Detroit)	50	40	95	CT	CT
International	350B (Cummins)	50	CT	CT	CT	CT
Terex	33-05B	30	32	80	32	80

18.00-33 RIGID DUMP TRUCK USAGE CHART

For Standard Earthmover Service: <2.5 mile, < 30 mph

Manufacturer	Model	Bucket (cu. yd.)	Front Minimum Ply Rating	Front Minimum Inflation (psi)	Rear Minimum Ply Rating	Rear Minimum Inflation (psi)
Astra	RD 40C	44.1	CT	CT	CT	CT
Caterpillar	769B	35	32	85	32	80
Caterpillar	769C	40	CT	CT	CT	CT
Caterpillar	769D	35	CT	CT	CT	CT
Caterpillar	770	40	CT	CT	CT	CT
Caterpillar	770F	49	CT	CT	CT	CT
Caterpillar	770G	50	CT	CT	CT	CT
Caterpillar	771C Quarry	44	CT	CT	CT	CT
Caterpillar	771D	45	CT	CT	CT	CT
Hitachi	EH650	40	32	80	CT	CT
Hitachi	EH700	42	CT	CT	CT	CT
Hitachi	EH750	42.5	CT	CT	CT	CT
Hitachi	EH750-3	46.2	CT	CT	CT	CT
Euclid	R35	35	CT	CT	CT	CT
Euclid	R36	40	32	80	CT	CT
Euclid	R40	41.5	CT	CT	CT	CT
Euclid	R40C	41.9	CT	CT	CT	CT
Komatsu	HD325-3	35	32	75	32	80
Komatsu	HD325-5	35	32	75	32	85
Komatsu	HD325-6 Quarry	44	CT	CT	CT	CT
Komatsu	HD325-6 4WD	35	CT	CT	CT	CT
Komatsu	HD325-6	44	CT	CT	CT	CT
Komatsu	HD325-7	40	CT	CT	CT	CT
Komatsu	HD325-8	40.3	CT	CT	CT	CT
Komatsu	HD405-7	45.2	CT	CT	CT	CT
Komatsu Haulpak	140M	40	CT	CT	CT	CT
Perlini	DP 405 WD	44.1	CT	CT	CT	CT
Terex	3340	40	CT	CT	CT	CT

Pressure and ply recommendations based on normal quarry operations with standard equipment. For different applications, or modified equipment, please contact OTR Field Engineering for a specific recommendation. Tire damage or failure caused by improper load, ply, speed or inflation practices is not covered by the Titan Tire Warranty Policy.

CT - Contact Titan Technical services

21.00-35 RIGID DUMP TRUCK USAGE CHART

For Standard Earthmover Service: <2.5 mile, < 30 mph

Manufacturer	Model	Bucket (cu. yd.)	Front Minimum Ply Rating	Front Minimum Inflation (psi)	Rear Minimum Ply Rating	Rear Minimum Inflation (psi)
Caterpillar	773	50	42	95	42	90
Caterpillar	773B	58	CT	CT	CT	CT
Dart	2085	85	36	70	42	90
Euclid	R50	58.1	CT	CT	CT	CT
Komatsu	HD460-1	51	42	85	42	95
Terex	3345	45	42	85	36	80
Terex	3307	49	42	85	42	85
Terex	3308E	55	CT	CT	CT	CT
Terex	TR45	45	42	85	42	85

Pressure and ply recommendations based on normal quarry operations with standard equipment. For different applications, or modified equipment, please contact OTR Field Engineering for a specific recommendation. Tire damage or failure caused by improper load, ply, speed or inflation practices is not covered by the Titan Tire Warranty Policy.

CT - Contact Titan Technical services

24.00-35 RIGID DUMP TRUCK USAGE CHART

For Standard Earthmover Service: <2.5 mile, < 30 mph

Manufacturer	Model	Bucket (cu. yd.)	Front Minimum Ply Rating	Front Minimum Inflation (psi)	Rear Minimum Ply Rating	Rear Minimum Inflation (psi)
Caterpillar	773	50	42	65	42	65
Caterpillar	773B	58	42	75	42	75
Caterpillar	773D	50	42	75	42	75
Caterpillar	773E	60	42	80	42	85
Caterpillar	773F	61	48	90	42	80
Caterpillar	773G	54	42	75	42	75
Caterpillar	773G-4T	69.3	48	90	42	85
Caterpillar	775B Quarry	65	42	85	42	85
Caterpillar	775D	65	42	85	48	95
Caterpillar	775E	70	42	85	CT	CT
Caterpillar	775F	70	48	95	48	95
Caterpillar	775G	70	CT	CT	CT	CT
Caterpillar	775G-4T	78.8	CT	CT	48	95
Dart	2085	85	42	50	42	65
Euclid	R50	58.1	42	75	42	75
Euclid	R60	63.1	42	75	42	80
Euclid	R60C	66	48	95	42	80
Euclid	R65	69.2	42	85	48	85
Euclid	R65C	71.1	48	90	48	95
Euclid	R75	75	CT	CT	48	95
Hitachi	EH 1000	66	42	85	48	85
Hitachi	EH 1100	72.3	48	90	48	95
Hitachi	EH 1100-3	71.5	48	90	CT	CT
Hitachi	EH1100-5	70	CT	CT	48	90
Komatsu	HD465-3	51	42	65	42	70
Komatsu	HD465-5	61	42	65	42	70

CONTINUES ON NEXT PAGE

24.00-35 RIGID DUMP TRUCK USAGE CHART CONTINUED

For Standard Earthmover Service: <2.5 mile, < 30 mph

Manufacturer	Model	Bucket (cu. yd.)	Front Minimum Ply Rating	Front Minimum Inflation (psi)	Rear Minimum Ply Rating	Rear Minimum Inflation (psi)
Komatsu	HD465-5 Quarry	66	48	85	48	95
Komatsu	HD465-7	61	42	80	42	85
Komatsu	HD465-8	61	48	100	48	100
Komatsu	HD605-7	70	48	90	CT	CT
Komatsu	HD605-8	69.4	48	100	48	100
Komatsu-Haulpak	210M	60	42	80	42	80
Perlini	DP705 WD	71.6	48	90	48	95
Terex	3308E	55	42	75	42	75
Terex	3309	55	42	80	42	80
Terex	3310E	66	48	90	48	90
Terex	TR60	60	42	80	42	80
Terex	TR70	72	CT	CT	CT	CT

24.00-49 RIGID DUMP TRUCK USAGE CHART

For Standard Earthmover Service: <2.5 mile, < 30 mph

Manufacturer	Model	Bucket (cu. yd.)	Front Minimum Ply Rating	Front Minimum Inflation (psi)	Rear Minimum Ply Rating	Rear Minimum Inflation (psi)
Euclid	R85	85	48	90	CT	CT
Euclid	R85B	90	CT	CT	CT	CT

Pressure and ply recommendations based on normal quarry operations with standard equipment. For different applications, or modified equipment, please contact OTR Field Engineering for a specific recommendation. Tire damage or failure caused by improper load, ply, speed or inflation practices is not covered by the Titan Tire Warranty Policy.

CT - Contact Titan Technical services

27.00-49 RIGID DUMP TRUCK USAGE CHART

For Standard Earthmover Service: <2.5 mile, < 30 mph

Manufacturer	Model	Bucket (cu. yd.)	Front Minimum Ply Rating	Front Minimum Inflation (psi)	Rear Minimum Ply Rating	Rear Minimum Inflation (psi)
Caterpillar	777	85	48	75	48	75
Caterpillar	777B	95	48	80	48	85
Caterpillar	777C	95	48	85	48	85
Caterpillar	777D	100	CT	CT	CT	CT
Caterpillar	777E	108	48	85	CT	CT
Caterpillar	777F	100	CT	CT	CT	CT
Caterpillar	777G	100	CT	CT	CT	CT
Dart	3100B	100	CT	CT	CT	CT
Euclid	R85B	85	48	85	48	85
Euclid	R90	95.7	48	85	CT	CT
Euclid	R90C	100	CT	CT	CT	CT
Euclid	R100	100	CT	CT	CT	CT
Hitachi	EH1600	98.9	CT	CT	CT	CT
Hitachi	EH1700	108.4	CT	CT	CT	CT

CONTINUES ON NEXT PAGE

27.00-49 RIGID DUMP TRUCK USAGE CHART CONTINUED

For Standard Earthmover Service: <2.5 mile, < 30 mph

Manufacturer	Model	Bucket (cu. yd.)	Front Minimum Ply Rating	Front Minimum Inflation (psi)	Rear Minimum Ply Rating	Rear Minimum Inflation (psi)
Hitachi	EH1700-3	100	CT	CT	CT	CT
Komatsu	HD785-1	86	48	70	48	75
Komatsu	HD785-3	86	48	75	48	80
Komatsu	HD785-3	100	48	80	CT	CT
Komatsu	HD785-5	106	CT	CT	CT	CT
Komatsu	HD785-7	100	CT	CT	CT	CT
Komatsu	HD785-8	100	CT	CT	CT	CT
Komatsu Haulpak	325M	95	48	85	48	85
Komatsu Haulpak	330M	100	CT	CT	CT	CT
Kress	CH160	160	CT	CT	CT	CT
Kress	CH180	180	CT	CT	CT	CT
Liebherr	T236	110	CT	CT	CT	CT
Perlini	DP905	104.7	CT	CT	CT	CT
Rimpull	RD100	100	48	85	CT	CT
Rimpull	RD100C	100	48	85	CT	CT
Terex	3311C	85	48	75	48	70
Terex	3311D	77	48	85	48	75
Terex	3311E	94	CT	CT	48	80
Terex	TR100	100	CT	CT	CT	CT
Terex	TR100 (HR)	93.55	CT	CT	CT	CT
Terex	TR100D	100	CT	CT	CT	CT
Unit Rig	Dart 3100	100	CT	CT	CT	CT
Unit Rig	Dart 4160	160	48	60	CT	CT
Unit Rig	M85	85	48	70	48	70
Unit Rig	M100	100	CT	CT	CT	CT
Unit Rig	M120-15	120	CT	CT	CT	CT
Unit Rig	Mark 24	85	48	85	48	70

30.00-51 RIGID DUMP TRUCK USAGE CHART

For Standard Earthmover Service: <2.5 mile, < 30 mph

Manufacturer	Model	Bucket (cu. yd.)	Front Minimum Ply Rating	Front Minimum Inflation (psi)	Rear Minimum Ply Rating	Rear Minimum Inflation (psi)
Dart	3120B	120	CT	CT	CT	CT
Euclid	R100	100	52	70	52	70
Euclid	R120E	120	CT	CT	CT	CT

Pressure and ply recommendations based on normal quarry operations with standard equipment. For different applications, or modified equipment, please contact OTR Field Engineering for a specific recommendation. Tire damage or failure caused by improper load, ply, speed or inflation practices is not covered by the Titan Tire Warranty Policy.

CT - Contact Titan Technical services

33.00-51 RIGID DUMP TRUCK USAGE CHART

For Standard Earthmover Service: <2.5 mile, < 30 mph

Manufacturer	Model	Bucket (cu. yd.)	Front Minimum Ply Rating	Front Minimum Inflation (psi)	Rear Minimum Ply Rating	Rear Minimum Inflation (psi)
Belaz	75131	143.3004704	CT	CT	CT	CT
Belaz	75137NA	143.3004704	CT	CT	CT	CT
Caterpillar	785	155	CT	CT	CT	CT
Caterpillar	785B	155	CT	CT	CT	CT
Caterpillar	785C	150	CT	CT	CT	CT
Caterpillar	785D	146	CT	CT	CT	CT
Caterpillar	785G	146	CT	CT	CT	CT
Euclid	R120E	120	58	70	58	75
Euclid	R130	152	CT	CT	CT	CT
Euclid	R130B	146	CT	CT	CT	CT
Euclid	R130M	130	58	70	58	80
Euclid	R150	150	CT	CT	CT	CT
Komatsu Haulpak	510E	150	CT	CT	CT	CT
Komatsu Haulpak	530M	165	CT	CT	CT	CT
Komatsu	HD1500-7	160	CT	CT	CT	CT
Terex	MT3300	150	CT	CT	CT	CT
Terex	MT3300AC	150	CT	CT	CT	CT
Terex	MT3314B	125	58	80	58	75

Pressure and ply recommendations based on normal quarry operations with standard equipment. For different applications, or modified equipment, please contact OTR Field Engineering for a specific recommendation. Tire damage or failure caused by improper load, ply, speed or inflation practices is not covered by the Titan Tire Warranty Policy.

CT - Contact Titan Technical services

BIAS TOWED SCRAPER

20.5-25 TOWED SCRAPER USAGE CHART

For Standard Scraper Service: <2.5 mile, < 30 mph

Manufacturer	Model	Payload (cu. yd.)	Tires Per Axel	Tire Min. Ply Rating	Tire Min. Inflation (psi)
Ashland	110TS2	11.3	2	CT	CT
Ashland	110XL2	11	2	CT	CT
Ashland	130TS2	13	2	CT	CT
Ashland	220TS4	22	4	CT	CT
Ashland	1410E	14	2	CT	CT
Ashland	2012CS	20	4	CT	CT
Ashland	2014CS	20	6	16	40
Deere	1510DC	15	4	16	40
Deere	1612DE	16	4	24	50
Deere	1810DC	18	4	24	50
Deere	1812DC	18	4	20	50
Deere	1814DC	18	6	16	30
Deere	2010DE	20	4	CT	CT
Deere	2014DE	20	6	16	40

Pressure and ply recommendations based on normal quarry operations with standard equipment. For different applications, or modified equipment, please contact OTR Field Engineering for a specific recommendation.Tire damage or failure caused by improper load, ply, speed or inflation practices is not covered by the Titan Tire Warranty Policy.

CT - Contact Titan Technical services

23.5-25 TOWED SCRAPER USAGE CHART

For Standard Scraper Service: <2.5 mile, < 30 mph

Manufacturer	Model	Payload (cu. yd.)	Tires Per Axel	Tire Min. Ply Rating	Tire Min. Inflation (psi)
Ashland	140TS2	14	2	CT	CT
Ashland	140TS2 LGP	14	2	CT	CT
Caterpillar	TS185	19	4	20	35
Deere	2112DC	21.5	6	12	30
Deere	2412DE	24	4	CT	CT
K-Tec	1228	28	4	CT	CT
K-Tec	1228 ADT	28	4	CT	CT
K-Tec	1233	33	4	CT	CT
K-Tec	1236	36	4	CT	CT

Pressure and ply recommendations based on normal quarry operations with standard equipment. For different applications, or modified equipment, please contact OTR Field Engineering for a specific recommendation.Tire damage or failure caused by improper load, ply, speed or inflation practices is not covered by the Titan Tire Warranty Policy.

CT - Contact Titan Technical services

26.5-25 TOWED SCRAPER USAGE CHART

For Standard Scraper Service: <2.5 mile, < 30 mph

Manufacturer	Model	Payload (cu. yd.)	Tires Per Axel	Tire Min. Ply Rating	Tire Min. Inflation (psi)
Caterpillar	TS185	19	4	20	30
Caterpillar	TS225	23.5	4	20	35
Deere	2112DC (1)	21.5	4	32	55
Deere	2112DC (2)	21.5	4	20	35
Deere	2412DE (1)	24	4	44	60
Deere	2412DE (2)	24	4	26	45
K-Tec	1233	33	4	32	50
K-Tec	1237 ADT	40.5	4	CT	CT
K-Tec	1243 ADT	43	4	26	45

Pressure and ply recommendations based on normal quarry operations with standard equipment. For different applications, or modified equipment, please contact OTR Field Engineering for a specific recommendation. Tire damage or failure caused by improper load, ply, speed or inflation practices is not covered by the Titan Tire Warranty Policy.

CT - Contact Titan Technical services
(1) - Front scraper used in train
(2) - Rear scraper used in train, or single scraper

29.5-25 TOWED SCRAPER USAGE CHART

For Standard Scraper Service: <2.5 mile, < 30 mph

Manufacturer	Model	Payload (cu. yd.)	Tires Per Axel	Tire Min. Ply Rating	Tire Min. Inflation (psi)
Ashland	155TS2	15.5	2	28	45
Ashland	215TS2	21.5	2	34	60
Caterpillar	TS180	19	2	34	50
Deere	2010DE	20	2	34	55
K-Tec	1243 ADT	43	4	28	35
K-Tec	1263 ADT	63	4	34	50

Pressure and ply recommendations based on normal quarry operations with standard equipment. For different applications, or modified equipment, please contact OTR Field Engineering for a specific recommendation.Tire damage or failure caused by improper load, ply, speed or inflation practices is not covered by the Titan Tire Warranty Policy.

CT - Contact Titan Technical services

BIAS TRACTOR SCRAPER

18.00-25 TRACTOR SCRAPER USAGE CHART

For Standard Scraper Service: <2.5 mile, < 30 mph

Manufacturer	Model	Payload (cu. yd.)	Front Minimum Ply Rating	Front Minimum Inflation (psi)	Rear Minimum Ply Rating	Rear Minimum Inflation (psi)
Caterpillar	613C II	11	32	60	32	65

23.5-25 TRACTOR SCRAPER USAGE CHART

For Standard Scraper Service: <2.5 mile, < 30 mph

Manufacturer	Model	Payload (cu. yd.)	Front Minimum Ply Rating	Front Minimum Inflation (psi)	Rear Minimum Ply Rating	Rear Minimum Inflation (psi)
Caterpillar	613B	11	20	35	20	40
Caterpillar	613C	11	20	40	20	40
Caterpillar	613C II	11	20	40	20	40
Caterpillar	613G	11	CT	CT	20	40
Deere	762	11	20	40	20	40
Deere	762A	11	20	45	20	40
Deere	762B	11	20	45	20	40
Deere	762B II	11	20	45	20	40
Komatsu Dresser	412	11	20	40	20	40
Komatsu Dresser	412B	11	20	40	20	40

26.5-25 TRACTOR SCRAPER USAGE CHART

For Standard Scraper Service: <2.5 mile, < 30 mph

Manufacturer	Model	Payload (cu. yd.)	Front Minimum Ply Rating	Front Minimum Inflation (psi)	Rear Minimum Ply Rating	Rear Minimum Inflation (psi)
Caterpillar	611	15	32	55	32	50
Caterpillar	611C II	15	44	70	32	50
Caterpillar	615	16	32	60	32	50
Caterpillar	615C	16	32	60	32	50
Caterpillar	615C II	17	44	60	32	55
Deere	860	15	26	45	26	45
Deere	860A Std	15	32	50	26	45
Deere	860A HD	15	32	50	26	50
Deere	862	16	32	55	32	55
Deere	862B	16	32	55	32	55
Fiat Allis	161	15	26	45	26	45

Pressure and ply recommendations based on normal quarry operations with standard equipment. For different applications, or modified equipment, please contact OTR Field Engineering for a specific recommendation. Tire damage or failure caused by improper load, ply, speed or inflation practices is not covered by the Titan Tire Warranty Policy.

CT - Contact Titan Technical services

29.5-25 TRACTOR SCRAPER USAGE CHART

For Standard Scraper Service: <2.5 mile, < 30 mph

Manufacturer	Model	Payload (cu. yd.)	Front Minimum Ply Rating	Front Minimum Inflation (psi)	Rear Minimum Ply Rating	Rear Minimum Inflation (psi)
Caterpillar	611	15	28	45	28	40
Caterpillar	611C II	15	28	45	28	40
Caterpillar	615	16	28	45	28	40
Caterpillar	615C	16	28	45	28	40
Caterpillar	615C II	17	28	50	28	45
Deere	862 w/ Kress bowl	18	28	45	28	45
Deere	862 w/ Kress bowl	20	28	50	34	50
Deere	862B	16	28	45	28	45
Fiat Allis	161	15	28	40	28	40
Terex	TS14B	20	34	55	34	50
Terex	TS14C	20	34	55	34	50
Terex	TS14G	20	34	60	34	55

29.5-29 TRACTOR SCRAPER USAGE CHART

For Standard Scraper Service: <2.5 mile, < 30 mph

Manufacturer	Model	Payload (cu. yd.)	Front Minimum Ply Rating	Front Minimum Inflation (psi)	Rear Minimum Ply Rating	Rear Minimum Inflation (psi)
Caterpillar	621B	20	38	60	28	50
Caterpillar	621E	20	34	60	34	50
Caterpillar	621G	22	CT	CT	34	60
Caterpillar	623B	22	CT	CT	34	55
Caterpillar	623E	23	CT	CT	38	60
Caterpillar	623F	23	CT	CT	CT	CT
Caterpillar	627B	20	34	60	38	60
Caterpillar	627E	20	34	60	38	65
Caterpillar	627G	22	38	65	CT	CT
Fiatallis	261B	23	38	60	34	60
Fiatallis	262B	21	38	60	34	60
Fiatallis	263B	23	38	65	CT	CT
Komatsu Dresser	431B	21	34	55	28	50
Komatsu Dresser	433B	21	34	55	34	60
Komatsu Dresser	442B	22	38	60	34	55
Komatsu Dresser	444B	22	38	65	CT	CT
Terex	S23E	23	38	60	34	55

29.5-35 TRACTOR SCRAPER USAGE CHART

For Standard Scraper Service: <2.5 mile, < 30 mph

Manufacturer	Model	Payload (cu. yd.)	Front Minimum Ply Rating	Front Minimum Inflation (psi)	Rear Minimum Ply Rating	Rear Minimum Inflation (psi)
Caterpillar	621B	20	34	55	34	45
Caterpillar	621E	20	34	55	34	45
Caterpillar	623B	23	CT	CT	34	50
Caterpillar	623E	23	CT	CT	34	55
Caterpillar	627B	20	34	55	34	55
Caterpillar	627E	20	34	55	34	60
Terex	S23E	23	34	55	34	50

33.25-29 TRACTOR SCRAPER USAGE CHART

For Standard Scraper Service: <2.5 mile, < 30 mph

Manufacturer	Model	Payload (cu. yd.)	Front Minimum Ply Rating	Front Minimum Inflation (psi)	Rear Minimum Ply Rating	Rear Minimum Inflation (psi)
Caterpillar	621B	20	32	45	32	35
Caterpillar	621E	20	34	45	34	40
Caterpillar	621F	20	34	45	34	40
Caterpillar	621G	20	38	50	34	45
Caterpillar	621G	22	38	50	34	45
Caterpillar	621H	24	38	55	34	50
Caterpillar	621K	24	38	55	34	50
Caterpillar	621K P/P	24	38	55	34	50
Caterpillar	623F	23	38	55	38	55
Caterpillar	623G	23	38	55	38	55
Caterpillar	623H	23	38	60	38	50
Caterpillar	623K	23	CT	CT	38	50
Caterpillar	627B	20	34	45	34	45
Caterpillar	627E	20	34	45	34	50
Caterpillar	627F	20	34	50	38	50
Caterpillar	627G	22	38	55	38	50
Caterpillar	627H	24	CT	CT	CT	CT
Caterpillar	627K	24	CT	CT	38	55
Caterpillar	627K P/P	24	CT	CT	38	55

33.25-35 TRACTOR SCRAPER USAGE CHART

For Standard Scraper Service: <2.5 mile, < 30 mph

Manufacturer	Model	Payload (cu. yd.)	Front Minimum Ply Rating	Front Minimum Inflation (psi)	Rear Minimum Ply Rating	Rear Minimum Inflation (psi)
Caterpillar	631D	31	56	70	38	60
Caterpillar	631E	31	56	75	44	60
Caterpillar	633D	34	56	75	56	75
Caterpillar	637D	31	56	70	56	70
Caterpillar	637E	31	56	75	56	75

33.5-33 TRACTOR SCRAPER USAGE CHART

For Standard Scraper Service: <2.5 mile, < 30 mph

Manufacturer	Model	Payload (cu. yd.)	Front Minimum Ply Rating	Front Minimum Inflation (psi)	Rear Minimum Ply Rating	Rear Minimum Inflation (psi)
Terex	TS24	33	44	55	44	65
Terex	TS36	40	CT	CT	CT	CT
Terex	TS40	50	CT	CT	CT	CT

Pressure and ply recommendations based on normal quarry operations with standard equipment. For different applications, or modified equipment, please contact OTR Field Engineering for a specific recommendation. Tire damage or failure caused by improper load, ply, speed or inflation practices is not covered by the Titan Tire Warranty Policy.

CT - Contact Titan Technical services

37.5-33 TRACTOR SCRAPER USAGE CHART

For Standard Scraper Service: <2.5 mile, < 30 mph

Manufacturer	Model	Payload (cu. yd.)	Front Minimum Ply Rating	Front Minimum Inflation (psi)	Rear Minimum Ply Rating	Rear Minimum Inflation (psi)
Terex	TS24B	34	54	60	54	60
Terex	S24B	34	54	60	54	55
Terex	TS38B	41	54	70	54	65

37.25-35 TRACTOR SCRAPER USAGE CHART

For Standard Scraper Service: <2.5 mile, < 30 mph

Manufacturer	Model	Payload (cu. yd.)	Front Minimum Ply Rating	Front Minimum Inflation (psi)	Rear Minimum Ply Rating	Rear Minimum Inflation (psi)
Caterpillar	631D	31	CT	CT	36	45
Caterpillar	631E	31	CT	CT	36	45
Caterpillar	631E II	31	CT	CT	36	45
Caterpillar	631G	34	CT	CT	CT	CT
Caterpillar	631K	34	CT	CT	CT	CT
Caterpillar	631K P/P	34	CT	CT	CT	CT
Caterpillar	633D	34	CT	CT	CT	CT
Caterpillar	633E	34	CT	CT	CT	CT
Caterpillar	633E II	34	CT	CT	CT	CT
Caterpillar	637D	31	CT	CT	CT	CT
Caterpillar	637E	31	CT	CT	CT	CT
Caterpillar	637E II	31	CT	CT	CT	CT
Caterpillar	637G	34	CT	CT	CT	CT
Caterpillar	637G P/P	34	CT	CT	CT	CT
Caterpillar	637K	34	CT	CT	CT	CT
Caterpillar	637K P/P	34	CT	CT	CT	CT
Caterpillar	657G	44	CT	CT	CT	CT
Caterpillar	657G P/P	44	CT	CT	CT	CT

37.5-39 TRACTOR SCRAPER USAGE CHART

For Standard Scraper Service: <2.5 mile, < 30 mph

Manufacturer	Model	Payload (cu. yd.)	Front Minimum Ply Rating	Front Minimum Inflation (psi)	Rear Minimum Ply Rating	Rear Minimum Inflation (psi)
Caterpillar	651B	44	52	75	52	70
Caterpillar	651E	44	60	80	52	70
Caterpillar	657B	44	60	80	CT	CT
Caterpillar	657E	44	CT	CT	CT	CT

Pressure and ply recommendations based on normal quarry operations with standard equipment. For different applications, or modified equipment, please contact OTR Field Engineering for a specific recommendation. Tire damage or failure caused by improper load, ply, speed or inflation practices is not covered by the Titan Tire Warranty Policy.

CT - Contact Titan Technical services

RADIAL ARTICULATED DUMP TRUCK

17.5R25 ARTICULATED DUMP TRUCK USAGE CHART

For Standard Earthmover Service: <2.5 mile, < 30 mph

Manufacturer	Model	Payload (tons)	Front Minimum Ply Rating	Front Minimum Inflation (psi)	Middle Minimum Ply Rating	Middle Minimum Inflation (psi)	Rear Minimum Ply Rating	Rear Minimum Inflation (psi)
Bell	B17B	17	2*	CT	2*	CT	2*	CT

20.5R25 ARTICULATED DUMP TRUCK USAGE CHART

For Standard Earthmover Service: <2.5 mile, < 30 mph

Manufacturer	Model	Payload (tons)	Front Minimum Ply Rating	Front Minimum Inflation (psi)	Middle Minimum Ply Rating	Middle Minimum Inflation (psi)	Rear Minimum Ply Rating	Rear Minimum Inflation (psi)
Bell	B18E	20	1*	50	2*	60	2*	60
Bell	B20B	20	1*	45	2*	55	2*	55
Bell	B20D 6x4	18	1*	40	2*	65	2*	60
Bell	B20D 6x6	18	1*	40	2*	65	2*	65
Bell	B20E	20	1*	55	2*	60	2*	60
Caterpillar	D250B	25	2*	70	2*	75	2*	75
Caterpillar	D250D	25	2*	60	2*	75	2*	75
Komatsu	HA250-1	25	2*	75	2*	75	2*	75
Moxy	MT30 LHS	30	CT	CT	CT	CT	CT	CT
Terex	2364	23	2*	70	2*	65	2*	60
Terex	2366	23	2*	70	2*	65	2*	65
Terex	2566B	25	CT	CT	2*	70	2*	70
Terex	2566C	25	CT	CT	2*	75	2*	70
Volvo	A20 6X4	20	CT	-	2*	60	2*	60
Volvo	A20 6x6	20	CT	-	2*	60	2*	60
Volvo	A20C 6X6	20	1*	50	2*	60	2*	60
Volvo	A25 6X4	25	1*	55	2*	75	2*	75
Volvo	A25	25	2*	55	2*	75	2*	75
Volvo	A25B	25	1*	55	2*	75	2*	75

Pressure and ply recommendations based on normal quarry operations with standard equipment. For different applications, or modified equipment, please contact OTR Field Engineering for a specific recommendation. Tire damage or failure caused by improper load, ply, speed or inflation practices is not covered by the Titan Tire Warranty Policy.

CT - Contact Titan Technical services

23.5R25 ARTICULATED DUMP TRUCK USAGE CHART

For Standard Earthmover Service: <2.5 mile, < 30 mph

Manufacturer	Model	Payload (tons)	Front Minimum Ply Rating	Front Minimum Inflation (psi)	Middle Minimum Ply Rating	Middle Minimum Inflation (psi)	Rear Minimum Ply Rating	Rear Minimum Inflation (psi)
Bell	B25B	25	1*	50	1*	50	1*	50
Bell	B25D	26	1*	50	2*	55	2*	55
Bell	B25E	27	1*	45	2*	65	2*	65
Bell	B30B	30	2*	60	2*	70	2*	70
Bell	B30D	30	1*	50	2*	65	2*	65
Bell	B30E	31	1*	50	2*	75	2*	75
Caterpillar	D20D	20	2*	60	1*	40	2*	75
Caterpillar	D250B	25	1*	50	1*	55	1*	55
Caterpillar	D250D	25	1*	45	1*	55	1*	55
Caterpillar	D250E	25	1*	55	2*	65	2*	65
Caterpillar	D300B	30	2*	60	2*	65	2*	65
Caterpillar	D300D	30	2*	55	2*	70	2*	70
Caterpillar	D300E	30	2*	60	2*	70	2*	70
Caterpillar	D350C	35	2*	75	CT	CT	2*	75
Caterpillar	725	25	1*	55	2*	60	2*	60
Caterpillar	725	26	2*	60	2*	70	2*	65
Caterpillar	725C	26	2*	70	2*	60	2*	60
Caterpillar	725C2	27	2*	70	2*	60	2*	60
Caterpillar	730	30	2*	60	2*	75	2*	75
Caterpillar	730	31	2*	65	CT	CT	CT	CT
Caterpillar	730 EJ	31	2*	60	CT	CT	CT	CT
Caterpillar	730C	31	2*	80	2*	70	2*	70
Caterpillar	730C EJ	31	2*	70	CT	CT	CT	CT
Caterpillar	730C2	31	2*	75	2*	70	2*	70
Caterpillar	730C2 EJ	31	2*	65	CT	CT	CT	CT
Deere	250C	25	1*	50	1*	45	1*	50
Deere	250D	25	1*	50	1*	55	1*	55
Deere	250D - II	25	1*	50	1*	55	1*	55
Deere	260E	26	2*	65	2*	70	2*	70
Deere	300C	30	2*	60	2*	65	2*	65
Deere	300D	30	1*	50	2*	65	2*	65
Deere	300D - II	30	1*	55	2*	70	2*	65
Deere	310E	31	2*	60	2*	80	2*	80
Doosan	DA30	31	2*	70	2*	70	2*	70
Doosan	DA30-5	31	2*	70	2*	75	2*	75
Komatsu	HA270-1	27	2*	60	2*	60	2*	60
Komatsu	HM300-1	30	2*	65	2*	80	2*	75
Komatsu	HM300-2	30	2*	65	2*	80	2*	75
Komatsu	HM300-3	31	2*	60	CT	CT	2*	80
Komatsu	HM300-5	31	2*	70	CT	CT	2*	75
Moxy	MT26	26	2*	60	2*	60	2*	60
Moxy	MT30 X	30	2*	75	1*	55	1*	55
Moxy	MT30 LHS	30	2*	60	2*	60	2*	60
Moxy	MT31	31	2*	70	2*	70	2*	70
Randon	RK-628	28	1*	50	2*	60	2*	60
Terex	2566B	25	2*	60	1*	55	1*	50

CONTINUES ON NEXT PAGE

23.5R25 ARTICULATED DUMP TRUCK USAGE CHART CONTINUED

For Standard Earthmover Service: <2.5 mile, < 30 mph

Manufacturer	Model	Payload (tons)	Front Minimum Ply Rating	Front Minimum Inflation (psi)	Middle Minimum Ply Rating	Middle Minimum Inflation (psi)	Rear Minimum Ply Rating	Rear Minimum Inflation (psi)
Terex	2566C	25	2*	60	1*	55	1*	50
Terex	2766B	27.5	2*	65	2*	60	1*	55
Terex	2766C	27.5	2*	65	2*	60	2*	55
Terex	3066	30	2*	65	2*	60	2*	60
Terex	3066C	30	2*	60	2*	70	2*	70
Terex	TA250	27.5	2*	65	2*	65	2*	65
Terex	TA250-9	27.5	2*	70	2*	65	2*	65
Terex	TA300	31	2*	70	2*	70	2*	70
Terex	TA300-T4	31	2*	75	2*	70	2*	70
Terex	TA300-9	31	2*	60	2*	80	2*	80
Volvo	A20 6X4	20	1*	40	CT	-	CT	-
Volvo	A25	25	1*	40	1*	55	1*	55
Volvo	A25 4X4	25	1*	45	1*	40	1*	40
Volvo	A25 6X4	25	1*	40	1*	55	1*	55
Volvo	A25B	25	1*	40	1*	55	1*	55
Volvo	A25B 4X4	25	1*	45	1*	40	1*	40
Volvo	A25C	25	1*	45	2*	55	2*	55
Volvo	A25C 4X4	25	1*	50	1*	40	1*	40
Volvo	A25C 6X6	25	1*	45	2*	55	2*	55
Volvo	A25D	27	1*	55	2*	65	2*	65
Volvo	A25E	27	1*	55	2*	65	2*	65
Volvo	A25E 4X4	26.5	2*	65	CT	-	CT	-
Volvo	A25F	27	2*	60	2*	65	2*	65
Volvo	A25G	26.5	2*	60	2*	65	2*	65
Volvo	A30	30	2*	60	2*	65	2*	65
Volvo	A30C	30	2*	65	2*	70	2*	70
Volvo	A30C 6X6	30	2*	60	2*	65	2*	65
Volvo	A30D	31	2*	60	2*	75	2*	75
Volvo	A30E	31	2*	60	2*	75	2*	75
Volvo	A30F	31	2*	60	2*	75	2*	75
Volvo	A30G	31	2*	60	2*	75	2*	75

Pressure and ply recommendations based on normal quarry operations with standard equipment. For different applications, or modified equipment, please contact OTR Field Engineering for a specific recommendation. Tire damage or failure caused by improper load, ply, speed or inflation practices is not covered by the Titan Tire Warranty Policy.

CT - Contact Titan Technical services

26.5R25 ARTICULATED DUMP TRUCK USAGE CHART

For Standard Earthmover Service: <2.5 mile, < 30 mph

Manufacturer	Model	Payload (tons)	Front Minimum Ply Rating	Front Minimum Inflation (psi)	Middle Minimum Ply Rating	Middle Minimum Inflation (psi)	Rear Minimum Ply Rating	Rear Minimum Inflation (psi)
Bell	B35D	35.8	2*	60	2*	70	2*	70
Bell	B35E	37	2*	65	2*	75	2*	70
Bell	B40	40	2*	65	CT	CT	2*	75
Bell	B40B	40	2*	70	2*	75	2*	75
Bell	B40D 6x4	40	2*	60	CT	CT	2*	75
Caterpillar	D25C	25	2*	65	-	-	2*	75
Caterpillar	D25D	25	2*	65	-	-	2*	75
Caterpillar	D350C	35	2*	55	2*	60	2*	55
Caterpillar	D350D	35	2*	60	2*	60	2*	60
Caterpillar	D400D	40	2*	65	2*	75	2*	75
Caterpillar	735	35	2*	70	2*	70	2*	70
Caterpillar	735	36	2*	75	2*	70	2*	65
Caterpillar	735B	36	CT	CT	2*	70	2*	70
Caterpillar	735B	36	CT	CT	2*	70	2*	65
Caterpillar	735C	36	2*	70	2*	70	2*	70
Deere	350C	35	2*	60	2*	65	2*	65
Deere	350D	35	2*	55	2*	65	2*	65
Deere	350D Series II	35	2*	65	2*	65	2*	65
Deere	370E	37	2*	70	2*	75	2*	70
Deere	370E-II	37	2*	70	2*	80	2*	80
Komatsu	HM350-2	35.6	2*	65	2*	70	2*	70
Moxy	MT36	36	2*	65	2*	65	2*	65
Moxy	MT40	40	2*	60	2*	70	2*	70
Terex	4066	37	1*	50	2*	70	2*	70
Terex	4066B	40	2*	60	2*	75	2*	75
Terex	4066C	40	2*	60	CT	CT	CT	CT
Terex	TA350	37.6	1*	55	CT	CT	CT	CT
Volvo	A35	35	1*	50	2*	65	2*	65
Volvo	A35C	35	1*	50	2*	65	2*	65
Volvo	A35C 6X6	35	1*	50	2*	65	2*	65
Volvo	A35D	36	1*	55	2*	70	2*	70
Volvo	A35E	37	1*	55	2*	75	2*	75
Volvo	A35E-FS	37	1*	55	2*	75	2*	75
Volvo	A35F	37	2*	60	2*	75	2*	75
Volvo	A35F-FS	37	2*	60	2*	75	2*	75
Volvo	A35G	37	2*	60	2*	75	2*	75
Volvo	A35G-FS	37	2*	60	2*	75	2*	75

Pressure and ply recommendations based on normal quarry operations with standard equipment. For different applications, or modified equipment, please contact OTR Field Engineering for a specific recommendation. Tire damage or failure caused by improper load, ply, speed or inflation practices is not covered by the Titan Tire Warranty Policy.

CT - Contact Titan Technical services

29.5R25 ARTICULATED DUMP TRUCK USAGE CHART

For Standard Earthmover Service: <2.5 mile, < 30 mph

Manufacturer	Model	Payload (tons)	Front Minimum Ply Rating	Front Minimum Inflation (psi)	Middle Minimum Ply Rating	Middle Minimum Inflation (psi)	Rear Minimum Ply Rating	Rear Minimum Inflation (psi)
Atlas	FB-645	45	2*	65	2*	70	2*	70
Bell	B40B	40	1*	55	2*	60	2*	55
Bell	B40D	41	1*	50	2*	65	2*	60
Bell	B40E	43	2*	55	2*	65	2*	65
Bell	B45D	45	1*	55	2*	70	2*	70
Bell	B45E	45	2*	60	2*	70	2*	70
Bell	B50E	50	2*	65	CT	CT	CT	CT
Caterpillar	D30C 4x4	30	1*	55	-	-	2*	75
Caterpillar	D30D 4x4	30	1*	55	-	-	2*	75
Caterpillar	D35C	35	1*	55	-	-	-	-
Caterpillar	D40D	40	2*	70	-	-	-	-
Caterpillar	D350C	35	1*	45	1*	45	1*	45
Caterpillar	D350D	35	1*	50	1*	45	1*	45
Caterpillar	D400D	40	1*	55	2*	55	2*	55
Caterpillar	D400E	40	2*	60	1*	55	1*	55
Caterpillar	740	40	2*	65	2*	60	2*	60
Caterpillar	740	43.5	2*	65	2*	65	2*	65
Caterpillar	740 EJ	42	1*	55	2*	70	2*	70
Caterpillar	740B	43.5	2*	70	2*	65	2*	65
Caterpillar	740B EJ	42	2*	60	2*	70	2*	70
Caterpillar	740C EJ	42	2*	60	2*	70	2*	70
Caterpillar	740 GC	40	2*	60	2*	60	2*	60
Caterpillar	745C	45	2*	70	2*	65	2*	65
Deere	370E	37	1*	55	2*	60	2*	60
Deere	400C	40	1*	55	2*	60	2*	55
Deere	400D	40	1*	50	2*	60	2*	60
Deere	400D Series II	40	1*	50	2*	65	2*	60
Deere	410E	41	1*	55	2*	65	2*	65
Deere	410E-II	41	2*	60	2*	70	2*	70
Deere	460E	46	2*	60	2*	70	2*	70
Deere	460E-II	46	2*	65	2*	75	2*	75
Doosan	DA40	44	1*	55	2*	65	2*	65
Doosan	DA40-5	44	2*	55	2*	65	2*	65
Komatsu	HD400	40	1*	45	2*	65	2*	65
Komatsu	HM400-2	40	1*	50	2*	65	2*	65
Komatsu	HM400-3	44	1*	55	2*	70	2*	70
Komatsu	HM400-5	44	2*	60	2*	75	2*	70
Moxy	MT41	41	1*	50	2*	60	2*	60
Moxy	MT51	51	2*	60	2*	75	2*	75
Terex	TA400-9	42	1*	45	2*	70	2*	70
Volvo	A40	40	1*	45	2*	65	2*	65
Volvo	A40D	41	1*	50	2*	65	2*	65
Volvo	A40E	43	1*	50	2*	65	2*	65
Volvo	A40E-FS	43	1*	50	2*	65	2*	65
Volvo	A40F	43	1*	50	2*	65	2*	65
Volvo	A40F-FS	43	1*	50	2*	65	2*	65

CONTINUES ON NEXT PAGE

29.5R25 ARTICULATED DUMP TRUCK USAGE CHART CONTINUED

For Standard Earthmover Service: <2.5 mile, < 30 mph

Manufacturer	Model	Payload (tons)	Front Minimum Ply Rating	Front Minimum Inflation (psi)	Middle Minimum Ply Rating	Middle Minimum Inflation (psi)	Rear Minimum Ply Rating	Rear Minimum Inflation (psi)
Volvo	A40G	43	1*	50	2*	65	2*	65
Volvo	A40G-FS	43	1*	55	2*	65	2*	65
Volvo	A45G	45	1*	55	2*	70	2*	70
Volvo	A45G-FS	45	1*	55	2*	70	2*	70
Volvo	A25 4X4	25	-	-	-	-	2*	70
Volvo	A25B 4X4	25	-	-	-	-	2*	70
Volvo	A25C 4X4	25	-	-	-	-	2*	70
Volvo	A25E 4X4	26.5	-	-	-	-	2*	75

750/65R25 ARTICULATED DUMP TRUCK USAGE CHART

For Standard Earthmover Service: <2.5 mile, < 30 mph

Manufacturer	Model	Payload (tons)	Front Minimum Ply Rating	Front Minimum Inflation (psi)	Middle Minimum Ply Rating	Middle Minimum Inflation (psi)	Rear Minimum Ply Rating	Rear Minimum Inflation (psi)
Bell	B30D	30	1*	40	1*	45	1*	45
Bell	B30E	31	1*	40	1*	50	1*	50
Caterpillar	725C	26	1*	50	1*	40	1*	40
Caterpillar	730C	31	1*	55	1*	50	1*	50
Caterpillar	730C EJ	31	1*	45	1*	55	1*	55
Deere	260E	26	1*	45	1*	45	1*	45
Deere	300D - II	30	1*	40	1*	45	1*	45
Deere	310E	31	1*	40	1*	50	1*	50
Komatsu	HM300-5	31	1*	45	1*	55	1*	50
Terex	TA250-9	26.5	1*	50	1*	45	1*	45
Terex	TA300-9	31	1*	40	1*	55	1*	55
Volvo	A25G	27	1*	40	1*	45	1*	45
Volvo	A30D	31	1*	40	1*	50	1*	50
Volvo	A30E	31	1*	40	1*	50	1*	50
Volvo	A30G	31	1*	45	1*	50	1*	50

Pressure and ply recommendations based on normal quarry operations with standard equipment. For different applications, or modified equipment, please contact OTR Field Engineering for a specific recommendation. Tire damage or failure caused by improper load, ply, speed or inflation practices is not covered by the Titan Tire Warranty Policy.

CT - Contact Titan Technical services

875/65R29 ARTICULATED DUMP TRUCK USAGE CHART

For Standard Earthmover Service: <2.5 mile, < 30 mph

Manufacturer	Model	Payload (tons)	Front Minimum Ply Rating	Front Minimum Inflation (psi)	Middle Minimum Ply Rating	Middle Minimum Inflation (psi)	Rear Minimum Ply Rating	Rear Minimum Inflation (psi)
Bell	B40E	43	2*	50	2*	60	2*	60
Bell	B45E	45	2*	50	2*	60	2*	60
Bell	50D	50	2*	55	2*	70	2*	70
Bell	B50E	50	2*	55	2*	70	2*	70
Bell	B60E	60	2*	65	-	-	-	-
Caterpillar	740C EJ	42	2*	50	2*	65	2*	60
Caterpillar	745C	45	2*	60	2*	60	2*	55
Deere	370E	37	2*	50	2*	50	2*	50
Deere	410E	42.5	2*	50	2*	60	2*	60
Deere	460E	46	2*	55	2*	65	2*	65
Volvo	A40D	41	2*	45	2*	60	2*	60
Volvo	A40F	43	2*	45	2*	60	2*	60
Volvo	A40F-FS	43	2*	45	2*	60	2*	60
Volvo	A40G	43	2*	45	2*	60	2*	60
Volvo	A40G-FS	43	2*	50	2*	60	2*	60
Volvo	A45G	45	2*	45	2*	60	2*	60
Volvo	A45G-FS	45	2*	50	2*	60	2*	60

Pressure and ply recommendations based on normal quarry operations with standard equipment. For different applications, or modified equipment, please contact OTR Field Engineering for a specific recommendation. Tire damage or failure caused by improper load, ply, speed or inflation practices is not covered by the Titan Tire Warranty Policy.

CT - Contact Titan Technical services

RADIAL GRADER

14.00R24TG GRADER USAGE CHART

For Standard Grader Service: Unlimited distance, < 25 mph

Manufacturer	Model	Front Minimum Ply Rating	Front Minimum Inflation (psi)	Middle Minimum Ply Rating	Middle Minimum Inflation (psi)	Rear Minimum Ply Rating	Rear Minimum Inflation (psi)
Case	845B	1*	30	1*	40	1*	40
Case	865B	1*	30	1*	40	1*	40
Case	865B AWD	1*	35	1*	40	1*	40
Case	885B	1*	40	1*	45	1*	45
Case	885B AWD	1*	45	1*	45	1*	45
Caterpillar	12M	1*	35	1*	50	1*	50
Caterpillar	12M2	1*	40	1*	50	1*	50
Caterpillar	12M2 AWD	1*	45	1*	55	1*	55
Caterpillar	12M3	1*	40	1*	55	1*	55
Caterpillar	12M3 AWD	1*	45	1*	55	1*	55
Caterpillar	120M2	1*	35	1*	50	1*	50
Caterpillar	120M2 AWD	1*	35	1*	50	1*	50
Caterpillar	140	1*	35	1*	55	1*	55
Caterpillar	140H	1*	30	1*	40	1*	40
Caterpillar	140M	1*	40	1*	50	1*	50
Caterpillar	140M AWD	1*	40	1*	55	1*	55
Caterpillar	140M2	1*	40	1*	55	1*	55
Caterpillar	140M2 AWD	1*	45	1*	55	1*	55
Caterpillar	140M3	1*	40	1*	55	1*	55
Caterpillar	140M3 AWD	1*	45	CT	CT	CT	CT
Caterpillar	160M	1*	40	1*	55	1*	55
Caterpillar	160M AWD	1*	45	1*	55	1*	55
Caterpillar	160M2	1*	45	1*	55	1*	55
Caterpillar	160M2 AWD	1*	50	CT	CT	CT	CT
Caterpillar	160M3	1*	45	CT	CT	CT	CT
Caterpillar	160M3 AWD	1*	50	CT	CT	CT	CT
Deere	620G/GP	1*	35	1*	50	1*	50
Deere	622G/GP	1*	40	1*	50	1*	50
Deere	670G Std	1*	30	1*	45	1*	45
Deere	670G w/ ripper	1*	40	1*	50	1*	50
Deere	672G Std	1*	35	1*	45	1*	45
Deere	672G w/ ripper	1*	45	1*	55	1*	55
Deere	770C std	1*	30	1*	40	1*	40
Deere	770C w/ scarifier	1*	35	1*	40	1*	40
Deere	770C w/ ripper	1*	30	1*	45	1*	45
Deere	770CH std	1*	30	1*	40	1*	40
Deere	770CH w/ scarifier	1*	35	1*	40	1*	40
Deere	770CH w/ ripper	1*	30	1*	45	1*	45
Deere	770G std	1*	30	1*	45	1*	45
Deere	770G w/ ripper	1*	40	1*	55	1*	55
Deere	772CH std	1*	30	1*	40	1*	40
Deere	772CH w/ scarifier	1*	40	1*	40	1*	40

CONTINUES ON NEXT PAGE

14.00R24TG GRADER USAGE CHART CONTINUED

For Standard Grader Service: Unlimited distance, < 25 mph

Manufacturer	Model	Front Minimum Ply Rating	Front Minimum Inflation (psi)	Middle Minimum Ply Rating	Middle Minimum Inflation (psi)	Rear Minimum Ply Rating	Rear Minimum Inflation (psi)
Deere	772CH w/ ripper	1*	35	1*	45	1*	45
Deere	772D std	1*	30	1*	40	1*	40
Deere	772D w/ ripper	1*	35	1*	50	1*	50
Deere	772G std	1*	35	1*	45	1*	45
Deere	772G w/ ripper	1*	45	1*	55	1*	55
Deere	870G std	1*	30	1*	45	1*	45
Deere	870G w/ ripper	1*	40	1*	55	1*	55
Deere	872G std	1*	35	1*	50	1*	50
Deere	872G w/ ripper	1*	45	CT	CT	CT	CT
Terex	TG140	1*	40	1*	40	1*	40
Terex	TG180	1*	45	1*	45	1*	45
Terex	TG200	1*	50	1*	45	1*	45
Volvo	G930B	1*	30	1*	40	1*	40
Volvo	G930C	1*	30	1*	45	1*	45
Volvo	G940B	1*	35	1*	45	1*	45
Volvo	G940C	1*	35	1*	45	1*	45
Volvo	G946B	1*	35	1*	45	1*	45
Volvo	G946C	1*	35	1*	50	1*	50
Volvo	G960B	1*	35	1*	50	1*	50
Volvo	G960C	1*	35	1*	50	1*	50

Pressure and ply recommendations based on normal quarry operations with standard equipment. For different applications, or modified equipment, please contact OTR Field Engineering for a specific recommendation. Tire damage or failure caused by improper load, ply, speed or inflation practices is not covered by the Titan Tire Warranty Policy.

CT - Contact Titan Technical services

17.5R25 GRADER USAGE CHART

For Standard Grader Service: Unlimited distance, < 25 mph

Manufacturer	Model	Front Minimum Ply Rating	Front Minimum Inflation (psi)	Middle Minimum Ply Rating	Middle Minimum Inflation (psi)	Rear Minimum Ply Rating	Rear Minimum Inflation (psi)
Case	845B	1*	30	1*	40	1*	40
Case	856C	1*	30	1*	40	1*	40
Case	856C AWD	1*	30	1*	40	1*	40
Case	865B	1*	30	1*	40	1*	40
Case	865B AWD	1*	30	1*	40	1*	40
Case	885B	1*	35	1*	40	1*	40
Case	885B AWD	1*	35	1*	40	1*	40
Caterpillar	12M	1*	30	1*	40	1*	40
Caterpillar	12M2	1*	30	1*	45	1*	45
Caterpillar	12M2 AWD	1*	35	1*	45	1*	45
Caterpillar	12M3	1*	30	1*	45	1*	45
Caterpillar	12M3 AWD	1*	35	1*	45	1*	45
Caterpillar	120M2	1*	30	1*	40	1*	40
Caterpillar	120M2 AWD	1*	30	1*	45	1*	45
Caterpillar	140H	1*	30	1*	40	1*	40

CONTINUES ON NEXT PAGE

17.5R25 GRADER USAGE CHART CONTINUED

For Standard Grader Service: Unlimited distance, < 25 mph

Manufacturer	Model	Front Minimum Ply Rating	Front Minimum Inflation (psi)	Middle Minimum Ply Rating	Middle Minimum Inflation (psi)	Rear Minimum Ply Rating	Rear Minimum Inflation (psi)
Caterpillar	140M	1*	30	1*	45	1*	45
Caterpillar	140M AWD	1*	35	1*	45	1*	45
Caterpillar	140M2	1*	35	1*	45	1*	45
Caterpillar	140M2 AWD	1*	35	1*	45	1*	45
Caterpillar	140M3	1*	35	1*	45	1*	45
Caterpillar	140M3 AWD	1*	40	CT	CT	CT	CT
Caterpillar	160M	1*	35	1*	45	1*	45
Caterpillar	160M AWD	1*	35	1*	45	1*	45
Caterpillar	160M2	1*	35	1*	45	1*	45
Caterpillar	160M2 AWD	1*	40	CT	CT	CT	CT
Caterpillar	160M3	1*	35	CT	CT	CT	CT
Caterpillar	160M3 AWD	1*	40	CT	CT	CT	CT
Deere	620G/GP	1*	30	1*	40	1*	40
Deere	622G/GP	1*	30	1*	45	1*	45
Deere	670G Std	1*	30	1*	40	1*	40
Deere	670G w/ ripper	1*	35	1*	45	1*	45
Deere	672G Std	1*	30	1*	40	1*	40
Deere	672G w/ ripper	1*	35	1*	45	1*	45
Deere	770C std	1*	30	1*	40	1*	40
Deere	770C w/ scarifier	1*	30	1*	40	1*	40
Deere	770C w/ ripper	1*	30	1*	40	1*	40
Deere	770CH std	1*	30	1*	40	1*	40
Deere	770CH w/ scarifier	1*	30	1*	40	1*	40
Deere	770CH w/ ripper	1*	30	1*	40	1*	40
Deere	770G std	1*	30	1*	40	1*	40
Deere	770G w/ ripper	1*	35	1*	45	1*	45
Deere	772CH std	1*	30	1*	40	1*	40
Deere	772CH w/ scarifier	1*	35	1*	40	1*	40
Deere	772CH w/ ripper	1*	30	1*	40	1*	40
Deere	772D std	1*	30	1*	40	1*	40
Deere	772D w/ ripper	1*	30	1*	40	1*	40
Deere	772G std	1*	30	1*	40	1*	40
Deere	772G w/ ripper	1*	35	1*	45	1*	45
Deere	870G std	1*	30	1*	40	1*	40
Deere	870G w/ ripper	1*	35	1*	45	1*	45
Deere	872G std	1*	30	1*	40	1*	40
Deere	872G w/ ripper	1*	40	CT	CT	CT	CT
Komatsu	GD655-5	1*	30	1*	40	1*	40
Komatsu	GD655-5 w/ ripper	1*	30	1*	40	1*	40
Komatsu	GD655-5 w/ scarifier	1*	30	1*	40	1*	40
Komatsu	GD655-6	1*	30	1*	40	1*	40
Komatsu	GD655-6 w/ ripper	1*	30	1*	45	1*	45
Komatsu	GD655-6 w/ scaifier	1*	30	1*	40	1*	40
Komatsu	GD655-7	1*	30	1*	40	1*	40
Volvo	G930B	1*	30	1*	40	1*	40
Volvo	G930C	1*	30	1*	45	1*	45

CONTINUES ON NEXT PAGE

17.5R25 GRADER USAGE CHART CONTINUED

For Standard Grader Service: Unlimited distance, < 25 mph

Manufacturer	Model	Front Minimum Ply Rating	Front Minimum Inflation (psi)	Middle Minimum Ply Rating	Middle Minimum Inflation (psi)	Rear Minimum Ply Rating	Rear Minimum Inflation (psi)
Volvo	G940B	1*	30	1*	40	1*	40
Volvo	G940C	1*	30	CT	CT	CT	CT
Volvo	G946B	1*	30	1*	40	1*	40
Volvo	G946C	1*	30	CT	CT	CT	CT
Volvo	G960B	1*	30	1*	40	1*	40
Volvo	G960C	1*	35	CT	CT	CT	CT

20.5R25 GRADER USAGE CHART

For Standard Grader Service: Unlimited distance, < 25 mph

Manufacturer	Model	Front Minimum Ply Rating	Front Minimum Inflation (psi)	Middle Minimum Ply Rating	Middle Minimum Inflation (psi)	Rear Minimum Ply Rating	Rear Minimum Inflation (psi)
Caterpillar	14M	1*	30	1*	45	1*	45
Caterpillar	14M3	1*	30	CT	CT	CT	CT

29.5R29 GRADER USAGE CHART

For Standard Grader Service: Unlimited distance, < 25 mph

Manufacturer	Model	Front Minimum Ply Rating	Front Minimum Inflation (psi)	Middle Minimum Ply Rating	Middle Minimum Inflation (psi)	Rear Minimum Ply Rating	Rear Minimum Inflation (psi)
Caterpillar	24M	1*	45	1*	60	1*	60
Caterpillar	24	1*	50	CT	CT	CT	CT

Pressure and ply recommendations based on normal quarry operations with standard equipment. For different applications, or modified equipment, please contact OTR Field Engineering for a specific recommendation. Tire damage or failure caused by improper load, ply, speed or inflation practices is not covered by the Titan Tire Warranty Policy.

CT - Contact Titan Technical services

RADIAL LOADER

17.5R25 LOADER USAGE CHART

For Standard Loader Service: <250 ft, < 5 mph

Manufacturer	Model	Bucket (cu. yd.)	Front Minimum Ply Rating	Front Minimum Inflation (psi)	Rear Minimum Ply Rating	Rear Minimum Inflation (psi)
Caterpillar	IT14B	1.6	1*	60	1*	60
Caterpillar	IT14F	1.6	1*	60	1*	60
Caterpillar	IT14G	1.7	1*	60	1*	60
Caterpillar	IT18	1.5	1*	60	1*	60
Caterpillar	IT18B	1.75	1*	60	1*	60
Caterpillar	IT18F	2	1*	65	1*	60
Caterpillar	IT24	2.3	1*	65	1*	60
Caterpillar	IT24F	2.4	1*	75	1*	60
Caterpillar	IT28	2	1*	65	1*	60
Caterpillar	IT28B	2.25	1*	70	1*	60
Caterpillar	IT28F	2.6	1*	75	1*	60
Caterpillar	910M	2.5	1*	65	1*	60
Caterpillar	914G	1.7	1*	60	1*	60
Caterpillar	914G2	1.8	1*	60	1*	60
Caterpillar	914K	1.7	1*	60	1*	60
Caterpillar	914K HL	1.7	1*	60	1*	60
Caterpillar	914M	2.5	1*	65	1*	60
Caterpillar	916	2	1*	60	1*	60
Caterpillar	918F	2	1*	60	1*	60
Caterpillar	918M	2.5	1*	70	1*	60
Caterpillar	924F	2.25	1*	65	1*	60
Caterpillar	924Gz	2.3	1*	65	1*	60
Caterpillar	924K	2.5	1*	85	1*	60
Caterpillar	926	1.75	1*	60	1*	60
Caterpillar	926E	2.25	1*	65	1*	60
Caterpillar	926M	2.5	1*	85	1*	60
Caterpillar	928F	2.6	1*	75	1*	60
Caterpillar	928G	2.6	1*	75	1*	60
Caterpillar	930	2.25	1*	65	1*	60
Caterpillar	936	2.75	1*	85	1*	60
Caterpillar	936E	3	1*	90	1*	60
Caterpillar	936F	3	1*	90	1*	60
Case	W14C	1.7	1*	60	1*	60
Case	W18	2	1*	60	1*	60
Case	W18B	2	1*	60	1*	60
Case	W20	2	1*	65	1*	60
Case	W20B	2.5	1*	70	1*	60
Case	W20C	2	1*	60	1*	60
Case	W24B	2.5	1*	70	1*	60
Case	W24C	3	1*	80	1*	60
Case	521D	2	1*	60	1*	60
Case	521G Z-Bar	2.1	1*	65	1*	60

Manufacturer	Model	Bucket (cu. yd.)	Front Minimum Ply Rating	Front Minimum Inflation (psi)	Rear Minimum Ply Rating	Rear Minimum Inflation (psi)
Case	521G Z-Bar	2	1*	65	1*	60
Case	521G Z-Bar	2.3	1*	70	1*	60
Case	521G XR	2.1	1*	70	1*	60
Case	521G XR	2	1*	65	1*	60
Case	521G XR	2.3	1*	70	1*	60
Case	521G XT	2.1	1*	70	1*	60
Case	521G XT	2	1*	70	1*	60
Case	621	2.2	1*	70	1*	60
Daewoo	Mega 200	2.4	1*	70	1*	60
Daewoo	Mega 200-III	2.3	1*	70	1*	60
Deere	304H	1.25	1*	60	1*	60
Deere	304H WH	1	1*	60	1*	60
Deere	324H	1.75	1*	60	1*	60
Deere	344E	1.6	1*	60	1*	60
Deere	344G	1.6	1*	60	1*	60
Deere	344H	2	1*	60	1*	60
Deere	344K	1.75	1*	60	1*	60
Deere	344L	2	1*	60	1*	60
Deere	344L HL	2	1*	65	1*	60
Deere	444	1.5	1*	60	1*	60
Deere	444C	1.75	1*	60	1*	60
Deere	444D	1.75	1*	60	1*	60
Deere	444E	1.75	1*	60	1*	60
Deere	444G	1.75	1*	60	1*	60
Deere	444H	2.5	1*	70	1*	60
Deere	444H HL	2.5	1*	75	1*	60
Deere	444K Z-bar	2.5	1*	75	1*	60
Deere	444K HL	2.5	1*	80	1*	60
Deere	444K Powerllel	2.5	1*	85	1*	60
Deere	544B	1.75	1*	60	1*	60
Deere	544C	2	1*	65	1*	60
Deere	544D	2.2	1*	65	1*	60
Deere	544E	2.2	1*	65	1*	60
Deere	544G	2.5	1*	70	1*	60
Deere	544G-TC	2.5	1*	75	1*	60
Deere	TC44H	2	1*	60	1*	60
Deere	TC54H	2.5	1*	65	1*	60
Deere	TC62H	3	1*	70	1*	60
Fiatallis	FR7B	1.4	1*	60	1*	60
Fiatallis	FR7C	1.4	1*	60	1*	60
Fiatallis	FR70	1.4	1*	60	1*	60

CONTINUES ON NEXT PAGE

17.5R25 LOADER USAGE CHART CONTINUED

For Standard Loader Service: <250 ft, < 5 mph

Manufacturer	Model	Bucket (cu. yd.)	Front Minimum Ply Rating	Front Minimum Inflation (psi)	Rear Minimum Ply Rating	Rear Minimum Inflation (psi)
Fiatallis	345B	1.5	1*	60	1*	60
Fiatallis	FR9B PL	1.7	1*	60	1*	60
Fiatallis	FR90 PL	1.8	1*	60	1*	60
Fiatallis	FR9B	1.8	1*	60	1*	60
Fiatallis	FR9C	1.8	1*	60	1*	60
Fiatallis	FR90	1.8	1*	60	1*	60
Fiatallis	FR10	2	1*	60	1*	60
Fiatallis	FR10B	2.2	1*	65	1*	60
Fiatallis	FR10C	2.25	1*	65	1*	60
Fiatallis	FR100	2.25	1*	65	1*	60
Fiatallis	FR11	2.5	1*	75	1*	60
Fiatallis	FR12	2.5	1*	75	1*	60
Fiatallis	FR12B	2.5	1*	70	1*	60
Fiatallis	FR120	2.5	1*	70	1*	60
Fiatallis	FR120-2	2.5	1*	75	1*	60
Fiatallis	FW130	2.75	1*	80	1*	60
Fiatallis	FW110	2.2	1*	65	1*	60
Fiat Hitachi	W110	2.1	1*	60	1*	60
Fiat Hitachi	W130 PL	2.6	1*	75	1*	60
Furukawa	FL120-I	1.7	1*	60	1*	60
Furukawa	FL120A-I	1.7	1*	60	1*	60
Hitachi	ZW120	2	1*	60	1*	60
Hitachi	ZW120 HL	1.75	1*	60	1*	60
Hitachi	ZW120-6	2	1*	60	1*	60
Hitachi	ZW120-6 HL	2	1*	60	1*	60
Hitachi	ZW140	2.6	1*	70	1*	60
Hitachi	ZW140 HL	2	1*	65	1*	60
Hitachi	ZW140-6	2.7	1*	75	1*	60
Hitachi	ZW140-6 HL	2.7	1*	80	1*	60
Hyundai	HL17	2.4	1*	75	1*	60
Hyundai	HL730-9A	2.5	1*	70	1*	60
Hyundai	HL730XTD-9A	2.5	1*	75	1*	60
Hyundai	HL730TM-9A	2.2	1*	70	1*	60
Hyundai	HL740-9A	3	1*	90	1*	60
Hyundai	HL740XTD-9A	3	2*	CT	1*	60
Hyundai	HL740TM-9A	3	2*	CT	1*	65
Hyundai	HL757-9A	3.7	2*	CT	1*	65
Hyundai	HL757XTD-9A	3.7	CT	CT	1*	75
Hyundai	HL757TM-9A	3.5	CT	CT	1*	70
Hyundai	HL940	3	1*	90	1*	60
Hyundai	HL940 XT	3	2*	CT	1*	60
Hyundai	HL955	3.1	2*	CT	1*	60
Hyundai	HL955 XTD	3.1	2*	CT	1*	65
JCB	411HT	1.6	1*	60	1*	60
JCB	416HT	2.2	1*	65	1*	60

Manufacturer	Model	Bucket (cu. yd.)	Front Minimum Ply Rating	Front Minimum Inflation (psi)	Rear Minimum Ply Rating	Rear Minimum Inflation (psi)
JCB	417HT	2	1*	60	1*	60
JCB	417HT HL	2	1*	60	1*	60
JCB	417HT SHL	2	1*	70	1*	60
Kawasaki	50ZIV	1.7	1*	60	1*	60
Kawasaki	50ZIV-2	2	1*	60	1*	60
Kawasaki	60Z	2.1	1*	60	1*	60
Kawasaki	60ZII	2.1	1*	60	1*	60
Kawasaki	60ZIII	2.1	1*	60	1*	60
Kawasaki	60ZIV	2.1	1*	60	1*	60
Kawasaki	60ZIV-2	2.5	1*	65	1*	60
Kawasaki	60Z7	2	1*	60	1*	60
Kawasaki	60ZV-2	2.2	1*	60	1*	60
Kawasaki	60ZV-2 HL	2.2	1*	65	1*	60
Kawasaki	60ZV-2 SHL	2.2	1*	70	1*	60
Kawasaki	62Z7	2.75	1*	75	1*	60
Kawasaki	65TM-2	2.6	2*	CT	1*	60
Kawasaki	65Z	2.3	1*	65	1*	60
Kawasaki	65ZII	2.3	1*	65	1*	60
Kawasaki	65ZIII	2.6	1*	70	1*	60
Kawasaki	65ZIV	2.6	1*	75	1*	60
Kawasaki	65ZIV-2	3	1*	80	1*	60
Kawasaki	65ZV-2	3	1*	80	1*	60
Kawasaki	65ZV-2 HL	2.8	1*	80	1*	60
Kawasaki	65ZV-2 SHL	2.8	1*	85	1*	60
Komatsu	WA120-1	1.75	1*	60	1*	60
Komatsu	WA120-3	1.85	1*	60	1*	60
Komatsu	WA150-5	2	1*	60	1*	60
Komatsu	WA180-1	2.25	1*	65	1*	60
Komatsu	WA180-3	2.9	1*	75	1*	60
Komatsu	WA180-3 PTC	2.5	1*	70	1*	60
Komatsu	WA200-5	2.6	1*	70	1*	60
Komatsu	WA200-6	2.6	1*	70	1*	60
Komatsu	WA200PZ-6	2.6	1*	75	1*	60
Komatsu	WA200-7	2.6	1*	75	1*	60
Komatsu	WA200-8	2.6	1*	75	1*	60
Komatsu	WA250-5	3	1*	80	1*	60
Komatsu	WA250-6	3	1*	75	1*	60
Komatsu	WA250PZ-6	2.9	1*	85	1*	60
Komatsu Dresser	512	1.7	1*	60	1*	60
Komatsu Dresser	515B	1.6	1*	60	1*	60
Komatsu Dresser	515C	2	1*	60	1*	60
Komatsu Dresser	515CH	2	1*	60	1*	60

CONTINUES ON NEXT PAGE

17.5R25 LOADER USAGE CHART CONTINUED

For Standard Loader Service: <250 ft, < 5 mph

Manufacturer	Model	Bucket (cu. yd.)	Front Minimum Ply Rating	Front Minimum Inflation (psi)	Rear Minimum Ply Rating	Rear Minimum Inflation (psi)
Komatsu Dresser	518	2.2	1*	65	1*	60
Komatsu Dresser	520B	2.25	1*	65	1*	60
Komatsu Dresser	520C	2.5	1*	70	1*	60
Liebherr	L524 Z-bar	2.7	1*	75	1*	60
Liebherr	L524	2.4	1*	75	1*	60
Liebherr	L524 HL	2.4	1*	80	1*	60
Liebherr	L526 Z-bar	2.75	1*	75	1*	60
Liebherr	L526	2.75	1*	85	1*	60
Liebherr	L526 HL	2.75	1*	90	1*	60
Liebherr	L528 Z-bar	3	1*	80	1*	60
Liebherr	L528	2.7	1*	80	1*	60
Liebherr	L528 HL	2.7	1*	90	1*	60
Terex	33C	1.75	1*	60	1*	60
Terex	44C	2.25	1*	75	1*	60
Volvo	L45H	2	1*	60	1*	60
Volvo	L50C	2	1*	60	1*	60
Volvo	L50D	2	1*	60	1*	60
Volvo	L50H	2.1	1*	65	1*	60
Volvo	L60G	2.75	1*	80	1*	60
Volvo	L60H	2.75	1*	75	1*	60
Volvo	L70B	2.1	1*	65	1*	60
Volvo	L70C	2.5	1*	70	1*	60
Volvo	L70D	2.5	1*	75	1*	60

For service under chains, or load and carry operations, contact Titan Technical Services.

Pressure and ply recommendations based on normal quarry operations with standard equipment. For different applications, or modified equipment, please contact OTR Field Engineering for a specific recommendation. Tire damage or failure caused by improper load, ply, speed or inflation practices is not covered by the Titan Tire Warranty Policy.

CT - Contact Titan Technical services
HL - High Lift, extended booms, etc.

20.5R25 LOADER USAGE CHART

For Standard Loader Service: <250 ft, < 5 mph

Manufacturer	Model	Bucket (cu. yd.)	Front Minimum Ply Rating	Front Minimum Inflation (psi)	Rear Minimum Ply Rating	Rear Minimum Inflation (psi)
Caterpillar	IT38F	3.25	1*	70	1*	60
Caterpillar	IT38G	3.3	1*	70	1*	60
Caterpillar	IT38H	3.3	1*	80	1*	60
Caterpillar	924G	2.3	1*	60	1*	60
Caterpillar	924H	2.4	1*	60	1*	60
Caterpillar	924Hz	2.3	1*	60	1*	60
Caterpillar	924K	2.5	1*	65	1*	60
Caterpillar	926M	2.5	1*	65	1*	60
Caterpillar	928Hz	2.6	1*	60	1*	60
Caterpillar	930H	2.7	1*	60	1*	60
Caterpillar	930K	2.75	1*	65	1*	60
Caterpillar	930M	2.75	1*	70	1*	60
Caterpillar	930M HL	2.7	1*	70	1*	60
Caterpillar	936F TC	3	1*	65	1*	60
Caterpillar	938F	3.25	1*	70	1*	60
Caterpillar	938G	3.25	1*	70	1*	60
Caterpillar	938H	3.65	1*	80	1*	60
Caterpillar	938K	3.25	1*	75	1*	60
Caterpillar	938M	3.25	1*	80	1*	60
Caterpillar	950B	3.75	1*	85	1*	60
Caterpillar	950F	4	1*	90	1*	60
Case	521G Z-Bar	2.1	1*	60	1*	60
Case	521G Z-Bar	2	1*	60	1*	60
Case	521G Z-Bar	2.3	1*	60	1*	60
Case	521G XR	2.1	1*	60	1*	60
Case	521G XR	2	1*	60	1*	60
Case	521G XR	2.3	1*	60	1*	60
Case	521G XT	2.1	1*	60	1*	60
Case	521G XT	2	1*	60	1*	60
Case	621B	2.25	1*	60	1*	60
Case	621B	3	1*	65	1*	60
Case	621B XT	2.25	1*	60	1*	60
Case	621D	2.5	1*	60	1*	60
Case	621E	3	1*	65	1*	60
Case	621E XT	3	1*	65	1*	60
Case	621E XR	3	1*	65	1*	60
Case	621G Z-Bar	2.5	1*	60	1*	60
Case	621G Z-Bar	2.4	1*	60	1*	60
Case	621G Z-Bar	2.75	1*	60	1*	60
Case	621G XR	2.5	1*	60	1*	60
Case	621G XR	2.4	1*	60	1*	60
Case	621G XR	2.75	1*	65	1*	60
Case	621G XT	2.5	1*	60	1*	60
Case	621G XT	2.4	1*	60	1*	60
Case	621G XT	3	1*	70	1*	60

Manufacturer	Model	Bucket (cu. yd.)	Front Minimum Ply Rating	Front Minimum Inflation (psi)	Rear Minimum Ply Rating	Rear Minimum Inflation (psi)
Case	621G XT	2.8	1*	65	1*	60
Case	721	2.75	1*	60	1*	60
Case	721B	2.75	1*	60	1*	60
Case	721B XT	2.75	1*	65	1*	60
Case	721C	2.75	1*	65	1*	60
Case	721E	3.5	1*	70	1*	60
Case	721E XT	3	1*	65	1*	60
Case	721E XR	3	1*	70	1*	60
Case	721F	3	1*	65	1*	60
Case	721F XT	3	1*	70	1*	60
Case	721F XR	3	1*	70	1*	60
Case	721G Z-Bar	3	1*	65	1*	60
Case	721G Z-Bar	2.8	1*	65	1*	60
Case	721G Z-Bar	3.25	1*	70	1*	60
Case	721G XR	3	1*	70	1*	60
Case	721G XR	2.8	1*	70	1*	60
Case	721G XR	3.25	1*	75	1*	60
Case	721G XT	3	1*	70	1*	60
Case	721G XT	2.8	1*	70	1*	60
Case	W30	3.5	1*	65	1*	60
Daewoo	Mega 250-III	3.1	1*	70	1*	60
Deere	444K Z-bar	2.5	1*	60	1*	60
Deere	444K HL	2.5	1*	60	1*	60
Deere	444K Powerllel	2.5	1*	60	1*	60
Deere	524K	2.75	1*	60	1*	60
Deere	524K HL	2.75	1*	60	1*	60
Deere	524L	2.75	1*	60	1*	60
Deere	524L HL	2.75	1*	65	1*	60
Deere	544H	3	1*	65	1*	60
Deere	544H HL	3	1*	65	1*	60
Deere	544J	3	1*	65	1*	60
Deere	544J HL	3	1*	65	1*	60
Deere	544K	3	1*	65	1*	60
Deere	544K HL	3	1*	65	1*	60
Deere	544L	3	1*	65	1*	60
Deere	544L HL	2.75	1*	65	1*	60
Deere	624E	2.6	1*	60	1*	60
Deere	624G	3.25	1*	70	1*	60
Deere	624H	3.5	1*	70	1*	60
Deere	624H HL	3	1*	70	1*	60
Deere	624K	3.5	1*	75	1*	60
Deere	624K HL	3.5	1*	75	1*	60
Deere	624L	3.5	1*	75	1*	60
Deere	624L HL	3.5	1*	80	1*	60
Deere	644B	2.5	1*	60	1*	60

CONTINUES ON NEXT PAGE

20.5R25 LOADER USAGE CHART CONTINUED

For Standard Loader Service: <250 ft, < 5 mph

Manufacturer	Model	Bucket (cu. yd.)	Front Minimum Ply Rating	Front Minimum Inflation (psi)	Rear Minimum Ply Rating	Rear Minimum Inflation (psi)
Deere	644C	3	1*	65	1*	60
Doosan	DL200	2.6	1*	60	1*	60
Doosan	DL200TC	2.6	1*	60	1*	60
Doosan	DL200-5	2.6	1*	60	1*	60
Doosan	DL200-5 HL	2.6	1*	60	1*	60
Doosan	DL200TC-5	2.6	1*	60	1*	60
Doosan	DL220-5	3	1*	65	1*	60
Doosan	DL220-5 HL	3	1*	65	1*	60
Doosan	DL250	3.3	1*	70	1*	60
Doosan	DL250TC	3.4	1*	75	1*	60
Doosan	DL250HL	3.4	1*	75	1*	60
Doosan	DL250-5	3.3	1*	70	1*	60
Doosan	DL250-5 HL	3.3	1*	75	1*	60
Doosan	DL250TC-5	3.3	1*	75	1*	60
Doosan	DL280-5	3.7	1*	80	1*	60
Doosan	DL280-5 HL	3.7	1*	85	1*	60
Dressta	520E	2.3	1*	60	1*	60
Fiatallis	FR130	3	1*	65	1*	60
Fiatallis	FR130-2	3	1*	65	1*	60
Fiatallis	FR140	3	1*	65	1*	60
Fiatallis	FR140-2	3.25	1*	70	1*	60
Fiatallis	FR15	3	1*	70	1*	60
Fiatallis	FR15B	3.1	1*	70	1*	60
Fiat Hitachi	W170 PL	3.9	1*	80	1*	60
Furukawa	FL150-I	2	1*	60	1*	60
Furukawa	FL200-I	2.6	1*	60	1*	60
Furukawa	FL230-I	3.1	1*	70	1*	60
Hitachi	ZW140-5	3	1*	60	1*	60
Hitachi	ZW140-5 HL	2.1	1*	60	1*	60
Hitachi	ZW140-6	2.7	1*	60	1*	60
Hitachi	ZW140-6 HL	2.7	1*	65	1*	60
Hitachi	ZW150	3	1*	60	1*	60
Hitachi	ZW150 HL	2.6	1*	60	1*	60
Hitachi	ZW150-5	3.3	1*	65	1*	60
Hitachi	ZW150-5 HL	2.6	1*	60	1*	60
Hitachi	ZW150-6	3.1	1*	65	1*	60
Hitachi	ZW150-6 HL	3.1	1*	70	1*	60
Hitachi	ZW150PL-6	2.7	1*	60	1*	60
Hitachi	ZW180	3.6	1*	75	1*	60
Hitachi	ZW180 HL	3.1	1*	75	1*	60
Hitachi	ZW180-5	3.7	1*	75	1*	60
Hitachi	ZW180-5 HL	3.1	1*	75	1*	60
Hitachi	ZW180-6	3.7	1*	75	1*	60
Hitachi	ZW180-6 HL	3.7	1*	80	1*	60
Hyundai	HL25	3.5	1*	80	1*	60

Manufacturer	Model	Bucket (cu. yd.)	Front Minimum Ply Rating	Front Minimum Inflation (psi)	Rear Minimum Ply Rating	Rear Minimum Inflation (psi)
Hyundai	HL740-7A	2.7	1*	60	1*	60
Hyundai	HL740TM-7A	2.6	1*	60	1*	60
Hyundai	HL740XTD-7A	2.7	1*	60	1*	60
Hyundai	HL740-9A	3	1*	70	1*	60
Hyundai	HL740XTD-9A	3	1*	70	1*	60
Hyundai	HL740TM-9A	3	1*	75	1*	60
Hyundai	HL750	3	1*	65	1*	60
Hyundai	HL757-7A	3.5	1*	75	1*	60
Hyundai	HL757TM-7A	3.3	1*	80	1*	60
Hyundai	HL757XTD-7A	3.5	1*	80	1*	60
Hyundai	HL757-9A	3.7	1*	80	1*	60
Hyundai	HL757XTD-9A	3.7	1*	85	1*	60
Hyundai	HL757TM-9A	3.5	1*	85	1*	60
Hyundai	HL760-9A	4.3	2*	CT	1*	60
Hyundai	HL760XTD-9A	4.3	2*	CT	1*	60
Hyundai	HL940	3	1*	65	1*	60
Hyundai	HL940 XT	3	1*	70	1*	60
Hyundai	HL955	3.1	1*	70	1*	60
Hyundai	HL955 XTD	3.1	1*	75	1*	60
Hyundai	HL960	3.8	1*	90	1*	60
Hyundai	HL960 XT	3.8	1*	90	1*	60
JCB	417HT	2	1*	60	1*	60
JCB	417HT HL	2	1*	60	1*	60
JCB	417HT SHL	2	1*	60	1*	60
JCB	426HT	2.5	1*	60	1*	60
JCB	426HT	2.75	1*	65	1*	60
JCB	426ZX	2.5	1*	60	1*	60
JCB	426ZX	2.75	1*	60	1*	60
JCB	436HT	3.5	1*	75	1*	60
JCB	436ZX	3.5	1*	75	1*	60
JCB	456HT	4.6	2*	CT	1*	70
Kawasaki	62Z7	2.75	1*	60	1*	60
Kawasaki	62Z7 HL	2.75	1*	60	1*	60
Kawasaki	65ZV-2	3	1*	60	1*	60
Kawasaki	65TMV-2	2.5	1*	60	1*	60
Kawasaki	67Z7	3.1	1*	65	1*	60
Kawasaki	67Z7 HL	3.1	1*	65	1*	60
Kawasaki	70Z	3	1*	65	1*	60
Kawasaki	70ZII	3	1*	65	1*	60
Kawasaki	70ZIII	3.25	1*	65	1*	60
Kawasaki	70ZIV	3.25	1*	70	1*	60
Kawasaki	70ZIV-2	3.5	1*	70	1*	60
Kawasaki	70ZV-2	3.5	1*	70	1*	60
Kawasaki	70TMV-2	3.4	1*	80	1*	60
Kawasaki	70Z7	3.7	1*	75	1*	60

CONTINUES ON NEXT PAGE

20.5R25 LOADER USAGE CHART CONTINUED

For Standard Loader Service: <250 ft, < 5 mph

Manufacturer	Model	Bucket (cu. yd.)	Front Minimum Ply Rating	Front Minimum Inflation (psi)	Rear Minimum Ply Rating	Rear Minimum Inflation (psi)
Kawasaki	70Z7 HL	3.7	1*	80	1*	60
Kawasaki	80ZV-2	4.2	1*	90	1*	60
Komatsu	WA200-5	2.6	1*	60	1*	60
Komatsu	WA200-6	2.6	1*	60	1*	60
Komatsu	WA200PZ-6	2.5	1*	60	1*	60
Komatsu	WA200-7	2.6	1*	60	1*	60
Komatsu	WA200-8	2.6	1*	60	1*	60
Komatsu	WA250-1	3	1*	60	1*	60
Komatsu	WA250-3	3.5	1*	65	1*	60
Komatsu	WA250-3 PTC	3	1*	65	1*	60
Komatsu	WA250-5	3	1*	60	1*	60
Komatsu	WA250-6	3	1*	60	1*	60
Komatsu	WA250PZ-6	3	1*	65	1*	60
Komatsu	WA270-7	3	1*	65	1*	60
Komatsu	WA270-8	3	1*	65	1*	60
Komatsu	WA320-1	3.25	1*	70	1*	60
Komatsu	WA320-3	4.2	1*	80	1*	60
Komatsu	WA320-6	3.7	1*	75	1*	60
Komatsu	WA320PZ-6	3.5	1*	80	1*	60
Komatsu	WA320-7	3.7	1*	80	1*	60
Komatsu	WA320-8	3.7	1*	80	1*	60
Komatsu Dresser	520CH	2.5	1*	60	1*	60
Komatsu Dresser	525	2.7	1*	60	1*	60
Komatsu Dresser	530	3	1*	65	1*	60
Komatsu Dresser	530C	3	1*	65	1*	60
Komatsu Dresser	532	3.2	1*	70	1*	60
Liebherr	L538 Z-bar	3.4	1*	70	1*	60
Liebherr	L538	3	1*	65	1*	60
Liebherr	L538 HL	3	1*	70	1*	60
Liebherr	L542 Z-bar	3.7	1*	75	1*	60
Liebherr	L542	3.3	1*	70	1*	60
Liebherr	L542 HL	3.3	1*	75	1*	60
Liebherr	L546 Z-bar	3.6	1*	75	1*	60
Liebherr	L546	3.25	1*	70	1*	60
Liebherr	L546 HL	3.25	1*	75	1*	60
New Holland	W170B	3	1*	65	1*	60
New Holland	W170B TC/LR	3	1*	65	1*	60
Terex	55C	3	1*	65	1*	60
Terex	TL210	4.6	1*	85	1*	60
Terex	TL260	5.9	2*	CT	1*	70
Volvo	L60F	2.7	1*	60	1*	60
Volvo	L60G	2.75	1*	60	1*	60
Volvo	L60H	2.75	1*	60	1*	60
Volvo	L70B	2.1	1*	60	1*	60
Volvo	L70C	2.5	1*	60	1*	60
Volvo	L70D	2.5	1*	60	1*	60
Volvo	L70F	3	1*	65	1*	60
Volvo	L70G	3	1*	65	1*	60
Volvo	L70H	3	1*	70	1*	60
Volvo	L90B	3	1*	65	1*	60
Volvo	L90C	3.5	1*	75	1*	60
Volvo	L90D	3.5	1*	80	1*	60
Volvo	L90E	3.25	1*	75	1*	60
Volvo	L90F	3.5	1*	80	1*	60
Volvo	L90G	3.25	1*	75	1*	60
Volvo	L90H	3.25	1*	75	1*	60

For service under chains, or load and carry operations, contact Titan Technical Services.

Pressure and ply recommendations based on normal quarry operations with standard equipment. For different applications, or modified equipment, please contact OTR Field Engineering for a specific recommendation. Tire damage or failure caused by improper load, ply, speed or inflation practices is not covered by the Titan Tire Warranty Policy.

CT - Contact Titan Technical services
HL - High Lift, extended booms, etc.

23.5R25 LOADER USAGE CHART

For Standard Loader Service: <250 ft, < 5 mph

Manufacturer	Model	Bucket (cu. yd.)	Front Minimum Ply Rating	Front Minimum Inflation (psi)	Rear Minimum Ply Rating	Rear Minimum Inflation (psi)
Caterpillar	924K	2.5	1*	60	1*	60
Caterpillar	926M	2.5	1*	60	1*	60
Caterpillar	930K	2.75	1*	60	1*	60
Caterpillar	930M	2.75	1*	60	1*	60
Caterpillar	938K	3.25	1*	60	1*	60
Caterpillar	938M	3.25	1*	60	1*	60
Caterpillar	950F TC	4	1*	70	1*	60
Caterpillar	950E	4	1*	70	1*	60
Caterpillar	950F-II	4	1*	70	1*	60
Caterpillar	950G	3.9	1*	70	1*	60
Caterpillar	950GC	4	1*	75	1*	60
Caterpillar	950G -II	2.7	1*	60	1*	60
Caterpillar	950H	4	1*	70	1*	60
Caterpillar	950K	4	1*	65	1*	60
Caterpillar	950L	7.5	1*	70	1*	60
Caterpillar	950M	4.5	1*	80	1*	60
Caterpillar	960F	4.5	1*	80	1*	60
Caterpillar	962G	4.25	1*	75	1*	60
Caterpillar	962H	4.25	1*	75	1*	60
Caterpillar	962K	4.4	1*	70	1*	60
Caterpillar	962L	3.9	1*	70	1*	60
Caterpillar	962M	4.7	1*	85	1*	60
Caterpillar	966C	4	1*	70	1*	60
Caterpillar	966D	4.25	1*	80	1*	60
Caterpillar	IT62H	4.25	1*	75	1*	60
Case	821	3.5	1*	60	1*	60
Case	821B	3.5	1*	60	1*	60
Case	821C	3.5	1*	60	1*	60
Case	821E	4.5	1*	70	1*	60
Case	821E XR	4.5	1*	75	1*	60
Case	821F	3.5	1*	65	1*	60
Case	821F XR	3.5	1*	65	1*	60
Case	821G XR	3.2	1*	70	1*	60
Case	821G XR	3.5	1*	65	1*	60
Case	821G XR	4.25	1*	75	1*	60
Case	821G Z-Bar	3.2	1*	60	1*	60
Case	821G Z-Bar	3.5	1*	65	1*	60
Case	821G Z-Bar	4.25	1*	70	1*	60
Case	921F	4.75	1*	80	1*	60
Case	921F XR	4.75	1*	85	1*	60
Case	921G XR	3.8	1*	75	1*	60
Case	921G XR	4	1*	80	1*	60
Case	921G XR	4.6	1*	80	1*	60
Case	921G Z-Bar	3.8	1*	70	1*	60
Case	921G Z-Bar	4	1*	75	1*	60
Case	921G Z-Bar	4.6	1*	80	1*	60
Case	W36	4	1*	65	1*	60
Daewoo	Mega 300	3.8	1*	65	1*	60
Daewoo	Mega 300-III	2.9	1*	60	1*	60
Deere	644D	3.2	1*	60	1*	60
Deere	644E	3.2	1*	60	1*	60
Deere	644G	4	1*	65	1*	60
Deere	644H	4.25	1*	70	1*	60
Deere	644H-HL	4.25	1*	70	1*	60
Deere	644H-MH	4.5	1*	70	1*	60
Deere	644H-WH	6	1*	90	1*	60
Deere	644K	4.25	1*	70	1*	60
Deere	644K-HL	4.25	1*	75	1*	60
Deere	644K-WH	5	1*	85	1*	60
Deere	724J	4.75	1*	75	1*	60
Deere	724J-HL	4.25	1*	75	1*	60
Deere	724K	4.75	1*	75	1*	60
Deere	724K-HL	4.25	1*	75	1*	60
Doosan	DL300	4.2	1*	70	1*	60
Doosan	DL300-5	4.2	1*	70	1*	60
Doosan	DL300-5 HL	4.2	1*	75	1*	60
Doosan	DL350-5	4.8	1*	80	1*	60
Doosan	DL350-5 HL	4.8	1*	85	1*	60
Fiatallis	FR160	3.6	1*	60	1*	60
Fiatallis	FR160-2	4	1*	65	1*	60
Fiatallis	FR180	4	1*	65	1*	60
Fiatallis	FR180-2	4	1*	65	1*	60
Fiatallis	FR20	4.5	1*	75	1*	60
Fiatallis	FR20B	4.6	1*	80	1*	60
Fiat Hitachi	W190	3.3	1*	60	1*	60
Fiat Hitachi	W230	4.6	1*	75	1*	60
Fiat Hitachi	FR160-2	4	1*	65	1*	60
Hitachi	ZW180-6	3.7	1*	60	1*	60
Hitachi	ZW180-6 HL	3.7	1*	65	1*	60
Hitachi	ZW220	4.2	1*	70	1*	60
Hitachi	ZW220 HL	3.5	1*	65	1*	60
Hitachi	ZW220-5	4.5	1*	75	1*	60
Hitachi	ZW220-5 HL	3.5	1*	65	1*	60
Hitachi	ZW220-6	4.2	1*	70	1*	60
Hitachi	ZW220-6 HL	4.2	1*	75	1*	60
Hitachi	ZW250	4.5	1*	75	1*	60
Hitachi	ZW250 HL	4	1*	75	1*	60
Hitachi	ZW250-5	5.2	1*	85	1*	60
Hitachi	ZW250-5 HL	4	1*	75	1*	60
Hitachi	ZW250-6	4.8	1*	80	1*	60

CONTINUES ON NEXT PAGE

23.5R25 LOADER USAGE CHART CONTINUED

For Standard Loader Service: <250 ft, < 5 mph

Manufacturer	Model	Bucket (cu. yd.)	Front Minimum Ply Rating	Front Minimum Inflation (psi)	Rear Minimum Ply Rating	Rear Minimum Inflation (psi)
Hitachi	ZW250-6 HL	4.8	1*	85	1*	60
Hyundai	HL760	4	1*	70	1*	60
Hyundai	HL760-7A	4	1*	70	1*	60
Hyundai	HL760XTD-7A	4	1*	75	1*	60
Hyundai	HL760-9	4.3	1*	70	1*	60
Hyundai	HL760XTD-9	4.3	1*	75	1*	60
Hyundai	HL760-9A	4.3	1*	70	1*	60
Hyundai	HL760XTD-9A	4.3	1*	75	1*	60
Hyundai	HL770-7	5.2	1*	90	1*	60
Hyundai	HL770XTD-7	5.2	2*	CT	1*	60
Hyundai	HL770-7A	4	1*	75	1*	60
Hyundai	HL770XTD-7A	4	1*	80	1*	60
Hyundai	HL770-9	5.5	2*	CT	1*	60
Hyundai	HL770XTD-9	5.5	2*	CT	1*	60
Hyundai	HL770-9A	5.5	2*	CT	1*	60
Hyundai	HL770XTD-9A	5.5	2*	CT	1*	60
Hyundai	HL960	3.8	1*	70	1*	60
Hyundai	HL960 XT	3.8	1*	70	1*	60
Hyundai	HL970	4.7	1*	85	1*	60
Hyundai	HL970 XTD	4.7	1*	90	1*	60
Hyundai	HL35	4.8	1*	85	1*	60
JCB	456ZX	4.3	1*	75	1*	60
JCB	457HT	4.1	1*	75	1*	60
JCB	457HT SHL	4.1	1*	85	1*	60
JCB	457ZX	4.1	1*	70	1*	60
JCB	457ZX HL	4.1	1*	80	1*	60
Kawasaki	70ZV-2	3.5	1*	60	1*	60
Kawasaki	70ZV-2 HL	3.5	1*	60	1*	60
Kawasaki	70TMV-2	3.4	1*	65	1*	60
Kawasaki	70Z7	3.7	1*	60	1*	60
Kawasaki	70Z7 HL	3.7	1*	65	1*	60
Kawasaki	80Z	3.75	1*	65	1*	60
Kawasaki	80ZII	3.75	1*	65	1*	60
Kawasaki	80ZIII	3.75	1*	65	1*	60
Kawasaki	80ZIV	3.75	1*	65	1*	60
Kawasaki	80ZIV-2	4	1*	65	1*	60
Kawasaki	80ZV-2	4.2	1*	70	1*	60
Kawasaki	80Z7	4.2	1*	70	1*	60
Kawasaki	80Z7 HL	4.2	1*	75	1*	60
Kawasaki	85Z7	4.8	1*	80	1*	60
Kawasaki	85Z7 HL	4.8	1*	85	1*	60
Kawasaki	90Z7	5.5	2*	CT	1*	60
Kawasaki	90Z7 HL	5.5	2*	CT	1*	65
Kawasaki	90Z7B	5.5	2*	CT	1*	60
Kawasaki	90Z7B HL	5.5	2*	CT	1*	65
Komatsu	WA380-3	5.25	1*	80	1*	60
Komatsu	WA380-6	4.3	1*	70	1*	60
Komatsu	WA380-7	4.3	1*	70	1*	60
Komatsu	WA380-7 HL	3.8	1*	70	1*	60
Komatsu	WA380-8	4.3	1*	70	1*	60
Komatsu	WA380-8 HL	3.8	1*	70	1*	60
Komatsu	WA430-6	4.6	1*	75	1*	60
Komatsu Dresser	538	4	1*	70	1*	60
Komatsu Dresser	540	4.5	1*	70	1*	60
Liebherr	L550	4.2	1*	70	1*	60
Liebherr	L550 HL	3.4	1*	70	1*	60
Liebherr	L550XP	4.2	1*	70	1*	60
Liebherr	L550XP HL	3.4	1*	70	1*	60
Liebherr	L556	4.7	1*	75	1*	60
Liebherr	L556 HL	3.7	1*	70	1*	60
Liebherr	L556XP	4.7	1*	75	1*	60
Liebherr	L556XP HL	3.7	1*	75	1*	60
New Holland	W190B	3.44	1*	60	1*	60
New Holland	W190B LR	3.44	1*	65	1*	60
Terex	66C	4	1*	75	1*	60
Terex	70C	4.4	1*	75	1*	60
Terex	TL310	4	1*	70	1*	60
Volvo	L110F	4.4	1*	75	1*	60
Volvo	L110G	4.5	1*	75	1*	60
Volvo	L110H	4	1*	70	1*	60
Volvo	L120B	3.9	1*	60	1*	60
Volvo	L120C	4.7	1*	75	1*	60
Volvo	L120D	4.7	1*	80	1*	60
Volvo	L120F	4.7	1*	80	1*	60
Volvo	L120G	4.5	1*	75	1*	60
Volvo	L120H	4.25	1*	75	1*	60
Volvo	L150	4.5	1*	80	1*	60
Volvo	L150C	5.2	1*	85	1*	60
Volvo	L150D	5.2	2*	CT	1*	60

For service under chains, or load and carry operations, contact Titan Technical Services.

Pressure and ply recommendations based on normal quarry operations with standard equipment. For different applications, or modified equipment, please contact OTR Field Engineering for a specific recommendation. Tire damage or failure caused by improper load, ply, speed or inflation practices is not covered by the Titan Tire Warranty Policy.

CT - Contact Titan Technical services
HL - High Lift, extended booms, etc.

26.5R25 LOADER USAGE CHART

For Standard Loader Service: <250 ft, < 5 mph

Manufacturer	Model	Bucket (cu. yd.)	Front Minimum Ply Rating	Front Minimum Inflation (psi)	Rear Minimum Ply Rating	Rear Minimum Inflation (psi)
Caterpillar	966E	5	1*	70	1*	60
Caterpillar	966F	5	1*	70	1*	60
Caterpillar	966F-II	5	1*	70	1*	60
Caterpillar	966G	4.75	1*	70	1*	60
Caterpillar	966H	5.5	1*	75	1*	60
Caterpillar	966H	5.75	1*	75	1*	60
Caterpillar	966K	5.5	1*	80	1*	60
Caterpillar	966L	5.5	1*	75	1*	60
Caterpillar	966M	5.5	1*	75	1*	60
Caterpillar	966M XE	5.5	1*	75	1*	60
Caterpillar	970F	5.25	1*	75	1*	60
Caterpillar	972G	5.4	1*	75	1*	60
Caterpillar	972H	5.5	1*	75	1*	60
Caterpillar	972K	5.5	1*	80	1*	60
Caterpillar	972L	5.5	1*	80	1*	60
Caterpillar	972M	6.3	1*	85	1*	60
Caterpillar	972M XE	6	1*	80	1*	60
Case	921	4.75	1*	65	1*	60
Case	921B	4.75	1*	65	1*	60
Case	921C	4.75	1*	65	1*	60
Case	921E	5.75	1*	75	1*	60
Case	921E XR	5.75	1*	80	1*	60
Case	921F	4.75	1*	65	1*	60
Case	921F XR	4.75	1*	65	1*	60
Case	1021G Z-Bar	4.75	1*	70	1*	60
Case	1021G Z-Bar	4.6	1*	70	1*	60
Case	1021G Z-Bar	5.5	1*	80	1*	60
Case	1021G XR	4.75	1*	75	1*	60
Case	1021G XR	4.6	1*	75	1*	60
Case	1021G XR	5.5	1*	85	1*	60
Case	1121F Z-bar	5.25	1*	75	1*	60
Case	1121F Z-bar	6.25	1*	85	1*	60
Case	1121F XR	5.25	1*	80	1*	60
Case	1121F XR	6.25	2*	CT	1*	60
Case	1121G Z-Bar	5.25	1*	80	1*	60
Case	1121G Z-Bar	5.1	1*	80	1*	60
Case	1121G Z-Bar	6.25	1*	90	1*	60
Case	1121G XR	5.25	1*	85	1*	60
Case	1121G XR	5.1	1*	80	1*	60
Case	1121G XR	6.25	2*	CT	1*	60
Daewoo	Mega 400	5.1	1*	70	1*	60
Daewoo	Mega 400-III	3.9	1*	65	1*	60
Deere	744E	5	1*	70	1*	60
Deere	744H	5.25	1*	70	1*	60
Deere	744H-HL	4.5	1*	70	1*	60
Deere	744H-MH	5.75	1*	80	1*	60
Deere	744J	5.25	1*	75	1*	60
Deere	744J HL	5.25	1*	80	1*	60
Deere	744K	5.25	1*	75	1*	60
Deere	744K-HL	5.25	1*	80	1*	60
Deere	744K-II	5.25	1*	75	1*	60
Deere	744K-II HL	5.25	1*	80	1*	60
Deere	744L	5.25	1*	75	1*	60
Deere	744L HL	5.25	1*	80	1*	60
Deere	824J	6	1*	85	1*	60
Deere	824J HL	5.25	1*	80	1*	60
Deere	824K	6	1*	85	1*	60
Deere	824K-HL	6	1*	85	1*	60
Deere	824K-II	6	1*	85	1*	60
Deere	824K-II HL	6	1*	90	1*	60
Deere	824L	6	1*	85	1*	60
Deere	824L HL	6	2*	CT	1*	60
Deere	844	6	1*	80	1*	60
Doosan	DL400	5.1	1*	70	1*	60
Doosan	DL420-5	5.5	1*	75	1*	60
Doosan	DL420-5 HL	5.5	1*	80	1*	60
Doosan	DL450	6.3	1*	85	1*	60
Doosan	DL450-3	5.88	1*	80	1*	60
Doosan	DL450-5	6.3	1*	85	1*	60
Doosan	DL450-5 HL	6.3	1*	85	1*	60
Fiatallis	FR220	5.1	1*	70	1*	60
Fiatallis	FR220-2	5	1*	70	1*	60
Fiat Hitachi	W270	5.2	1*	70	1*	60
Fiat Hitachi	FR220-2	5	1*	70	1*	60
Furukawa	FL330-I	4.3	1*	60	1*	60
Hitachi	ZW250-6	4.8	1*	65	1*	60
Hitachi	ZW250-6 HL	4.8	1*	70	1*	60
Hitachi	ZW310	5.25	1*	70	1*	60
Hitachi	ZW310 HL	4.75	1*	70	1*	60
Hitachi	ZW310-5	5.9	1*	80	1*	60
Hitachi	ZW310-5 HL	5.25	1*	80	1*	60
Hitachi	ZW310-6	5.5	1*	75	1*	60
Hitachi	ZW310-6 HL	5.5	1*	80	1*	60
Hitachi	ZW330-5	6.5	1*	90	1*	60
Hitachi	ZW330-5 HL	6	1*	90	1*	60
Hyundai	HL770	5	1*	75	1*	60
Hyundai	HL770-7	5.2	1*	70	1*	60
Hyundai	HL770XTD-7	5.2	1*	75	1*	60
Hyundai	HL770-7A	5.2	1*	70	1*	60
Hyundai	HL770XTD-7A	5.2	1*	75	1*	60

CONTINUES ON NEXT PAGE

26.5R25 LOADER USAGE CHART CONTINUED

For Standard Loader Service: <250 ft, < 5 mph

Manufacturer	Model	Bucket (cu. yd.)	Front Minimum Ply Rating	Front Minimum Inflation (psi)	Rear Minimum Ply Rating	Rear Minimum Inflation (psi)
Hyundai	HL770-9	5.5	1*	75	1*	60
Hyundai	HL770XTD-9	5.5	1*	80	1*	60
Hyundai	HL770-9A	5.5	1*	75	1*	60
Hyundai	HL770XTD-9A	5.5	1*	80	1*	60
Hyundai	HL780-7A	6.7	2*	CT	1*	60
Hyundai	HL780XTD-7A	6.7	2*	CT	1*	60
Hyundai	HL780-9	7.1	2*	CT	1*	60
Hyundai	HL780XTD-9	7.1	2*	CT	1*	65
Hyundai	HL780-9A	7.1	2*	CT	1*	60
Hyundai	HL780XTD-9A	7.1	2*	CT	1*	65
Hyundai	HL970	4.7	1*	70	1*	60
Hyundai	HL970 XTD	4.7	1*	70	1*	60
Hyundai	HL980	6.3	2*	CT	1*	60
Hyundai	HL980 XTD	6.3	2*	CT	1*	60
Kawasaki	85Z	4.2	1*	60	1*	60
Kawasaki	85ZII	4.2	1*	60	1*	60
Kawasaki	85ZIII	4.3	1*	65	1*	60
Kawasaki	85ZIV	4.3	1*	60	1*	60
Kawasaki	85ZIV-2	4.75	1*	65	1*	60
Kawasaki	85ZV-2	4.8	1*	65	1*	60
Kawasaki	85Z7	4.8	1*	65	1*	60
Kawasaki	85Z7 HL	4.8	1*	70	1*	60
Kawasaki	90ZIII	5	1*	70	1*	60
Kawasaki	90ZIV	5	1*	70	1*	60
Kawasaki	90ZIV-2	5.5	1*	75	1*	60
Kawasaki	90ZV	5.2	1*	75	1*	60
Kawasaki	90ZV	4.25	1*	65	1*	60
Kawasaki	90ZV-2	5.2	1*	70	1*	60
Kawasaki	90Z7	5.5	1*	75	1*	60
Kawasaki	90Z7 HL	5.5	1*	80	1*	60
Kawasaki	90Z7B	5.5	1*	75	1*	60
Kawasaki	90Z7B HL	5.5	1*	80	1*	60
Kawasaki	92ZV-2	6	1*	85	1*	60
Kawasaki	92Z7	6.3	1*	85	1*	60
Kawasaki	92Z7 HL	6.3	2*	CT	1*	60
Kawasaki	95ZV-2	7	2*	CT	1*	65
Komatsu	WA420-1	4.75	1*	65	1*	60
Komatsu	WA420-3	6	1*	70	1*	60
Komatsu	WA430-6	4.6	1*	60	1*	60
Komatsu	WA450-2	5.5	1*	75	1*	60
Komatsu	WA450-3	6.8	1*	85	1*	60
Komatsu	WA470-6	5.5	1*	75	1*	60
Komatsu	WA470-7	5.5	1*	75	1*	60
Komatsu	WA470-8	5	1*	75	1*	60
Komatsu	WA470-8 HL	5	1*	75	1*	60
Komatsu	WA480-6	6	1*	80	1*	60
Komatsu	WA480-8	6	1*	85	1*	60
Komatsu Dresser	542	4.75	1*	65	1*	60
Komatsu Dresser	545	5.5	1*	80	1*	60
Komatsu Dresser	550	5.25	1*	75	1*	60
Liebherr	L566	5.2	1*	70	1*	60
Liebherr	L566 HL	4.6	1*	70	1*	60
Liebherr	L566 XP	5.5	1*	80	1*	60
Liebherr	L576	6.15	1*	85	1*	60
Liebherr	L576 HL	5.5	1*	80	1*	60
Liebherr	L580	6.5	1*	85	1*	60
Liebherr	L580 HL	5.9	1*	80	1*	60
Liebherr	L580 XP	6.8	2*	CT	1*	60
Terex	80C	5.5	1*	80	1*	60
Volvo	L150C	5.2	1*	70	1*	60
Volvo	L150D	5.2	1*	75	1*	60
Volvo	L150F	5.8	1*	80	1*	60
Volvo	L150G	6.8	1*	90	1*	60
Volvo	L150H	5.25	1*	75	1*	60
Volvo	L180	5.5	1*	75	1*	60
Volvo	L180C	6	1*	80	1*	60
Volvo	L180D	6.3	1*	85	1*	60
Volvo	L180F	6.3	1*	85	1*	60
Volvo	L180G	7.6	2*	CT	1*	60
Volvo	L180H	5.75	1*	85	1*	60
Volvo	L190	5.2	1*	80	1*	60
Volvo	L190B	5.2	1*	80	1*	60

For service under chains, or load and carry operations, contact Titan Technical Services.

Pressure and ply recommendations based on normal quarry operations with standard equipment. For different applications, or modified equipment, please contact OTR Field Engineering for a specific recommendation. Tire damage or failure caused by improper load, ply, speed or inflation practices is not covered by the Titan Tire Warranty Policy.

CT - Contact Titan Technical services
HL - High Lift, extended booms, etc.

29.5R25 LOADER USAGE CHART

For Standard Loader Service: <250 ft, < 5 mph

Manufacturer	Model	Bucket (cu. yd.)	Front Minimum Ply Rating	Front Minimum Inflation (psi)	Rear Minimum Ply Rating	Rear Minimum Inflation (psi)
Caterpillar	980C	6.75	1*	80	1*	60
Caterpillar	980F	7	1*	80	1*	60
Caterpillar	980F-II	7	1*	80	1*	60
Caterpillar	980G	7	1*	85	1*	60
Caterpillar	980H	7.5	1*	85	1*	60
Caterpillar	980K	7.5	1*	85	1*	60
Caterpillar	980M	7.5	1*	80	1*	60
Case	1221E	9.2	1*	60	1*	60
Case	1221E XR	9.2	1*	60	1*	60
Deere	744J	5.25	1*	60	1*	60
Deere	744J HL	5.25	1*	65	1*	60
Deere	824J	6	1*	70	1*	60
Deere	824J HL	5.25	1*	70	1*	60
Deere	824K	6	1*	70	1*	60
Deere	824K HL	6	1*	75	1*	60
Deere	824K-II	6	1*	70	1*	60
Deere	824K-II HL	6	1*	75	1*	60
Deere	844J	7.25	1*	85	1*	60
Deere	844K	7.25	1*	85	1*	60
Deere	844K-II	7.25	1*	85	1*	60
Deere	844K-III	7.25	1*	85	1*	60
Deere	844L	7.25	1*	85	1*	60
Doosan	DL500	6.8	1*	80	1*	60
Doosan	DL550-5	7.5	1*	85	1*	60
Doosan	DL550-5 HL	7.5	2*	CT	1*	60
Furukawa	FL460	6	1*	75	1*	60
Hitachi	ZW370-5	8.1	2*	CT	1*	60
Hitachi	ZW370-5 HL	7.3	2*	CT	1*	60
Hitachi	ZW370-6	7.3	1*	85	1*	60
Hitachi	ZW370-6 HL	7.3	2*	CT	1*	60
Hyundai	HL780-7A	6.7	1*	75	1*	60
Hyundai	HL780XTD-7A	6.7	1*	80	1*	60
Hyundai	HL780-9	7.1	1*	80	1*	60
Hyundai	HL780XTD-9	7.1	1*	85	1*	60
Hyundai	HL780-9A	7.1	1*	80	1*	60
Hyundai	HL780XTD-9A	7.1	1*	85	1*	60
Hyundai	HL980	6.3	1*	75	1*	60
Hyundai	HL980 XTD	6.3	1*	80	1*	60
Kawasaki	95Z	6	1*	70	1*	60
Kawasaki	95ZII	6	1*	70	1*	60
Kawasaki	95ZIII	6.5	1*	80	1*	60
Kawasaki	95ZIV	6.5	1*	75	1*	60
Kawasaki	95ZIV-2	7.25	1*	80	1*	60
Kawasaki	95ZIV-3	7.25	1*	80	1*	60
Kawasaki	95ZV-2	7	1*	80	1*	60
Kawasaki	95Z7	7.3	1*	90	1*	60
Kawasaki	95Z7 HL	7.3	2*	CT	1*	60
Komatsu	WA500-1	6	1*	75	1*	60
Komatsu	WA500-3	7.2	1*	80	1*	60
Komatsu	WA500-6	7.3	1*	85	1*	60
Komatsu	WA500-7	7.3	1*	85	1*	60
Komatsu	WA500-7 HL	5.9	1*	80	1*	60
Komatsu	WA500-7 SM	5.25	1*	80	1*	60
Komatsu	WA500-8	7.6	1*	90	1*	60
Komatsu	WA500-8 HL	5.9	1*	80	1*	60
Komatsu Dresser	555	6	1*	80	1*	60
Komatsu Dresser	558	6	1*	75	1*	60
Liebherr	L586	7.85	1*	90	1*	60
Liebherr	L586 HL	7.2	1*	85	1*	60
Liebherr	L586XP	7.8	2*	CT	1*	60
Volvo	L190	5.2	1*	65	1*	60
Volvo	L190B	5.2	1*	65	1*	60
Volvo	L220D	7	1*	75	1*	60
Volvo	L220E	7.1	1*	85	1*	60
Volvo	L220F	6.3	1*	80	1*	60
Volvo	L220F	7.8	1*	90	1*	60
Volvo	L220G	8.2	2*	CT	1*	60
Volvo	L220H	6.8	1*	80	1*	60
Volvo	L260H	8.4	2*	CT	1*	60
Volvo	L260H HL	7.2	1*	85	1*	60

For service under chains, or load and carry operations, contact Titan Technical Services.

Pressure and ply recommendations based on normal quarry operations with standard equipment. For different applications, or modified equipment, please contact OTR Field Engineering for a specific recommendation. Tire damage or failure caused by improper load, ply, speed or inflation practices is not covered by the Titan Tire Warranty Policy.

CT - Contact Titan Technical services
HL - High Lift, extended booms, etc.

750/65R25 LOADER USAGE CHART

For Standard Loader Service: <250 ft, < 5 mph

Manufacturer	Model	Bucket (cu. yd.)	Front Minimum Ply Rating	Front Minimum Inflation (psi)	Rear Minimum Ply Rating	Rear Minimum Inflation (psi)
Caterpillar	950K	4	1*	60	1*	60
Caterpillar	950M	4.5	1*	65	1*	60
Caterpillar	962K	4.5	1*	65	1*	60
Caterpillar	962M	4.7	1*	65	1*	60
Caterpillar	966H	4.75	1*	65	1*	60
Caterpillar	972H	5.5	1*	75	1*	60
Deere	644K	4.25	1*	60	1*	60
Deere	644K-HL	4.25	1*	60	1*	60
Deere	724J	4.75	1*	60	1*	60
Deere	724J-HL	4.25	1*	60	1*	60
Deere	724K	4.75	1*	60	1*	60
Deere	724K-HL	4.75	1*	65	1*	60
Hitachi	ZW250-6	4.8	1*	65	1*	60
Hitachi	ZW250-6 HL	4.8	1*	65	1*	60
Hitachi	ZW310-6	5.5	1*	70	1*	60
Hitachi	ZW310-6 HL	5.5	1*	75	1*	60
Kawasaki	85Z7	4.8	1*	65	1*	60
Kawasaki	85Z7 HL	4.8	1*	65	1*	60
Kawasaki	90Z7	5.5	1*	75	1*	60
Kawasaki	90Z7 HL	5.5	1*	80	1*	60
Kawasaki	90Z7B	5.5	1*	70	1*	60
Kawasaki	90Z7B HL	5.5	1*	75	1*	60
Kawasaki	92Z7	6.3	1*	85	1*	60
Kawasaki	92Z7 HL	6.3	2*	CT	1*	60
Liebherr	L550	4.2	1*	60	1*	60
Liebherr	L550 HL	3.4	1*	60	1*	60
Liebherr	L550XP	4.2	1*	60	1*	60
Liebherr	L550XP HL	3.4	1*	60	1*	60
Liebherr	L556	4.7	1*	60	1*	60
Liebherr	L556 HL	3.7	1*	60	1*	60
Liebherr	L556XP	4.7	1*	60	1*	60
Liebherr	L556XP HL	3.7	1*	60	1*	60
Volvo	L110H	4	1*	60	1*	60
Volvo	L120H	4.25	1*	60	1*	60

875/65R29 LOADER USAGE CHART

For Standard Loader Service: <250 ft, < 5 mph

Manufacturer	Model	Bucket (cu. yd.)	Front Minimum Ply Rating	Front Minimum Inflation (psi)	Rear Minimum Ply Rating	Rear Minimum Inflation (psi)
Caterpillar	982M	8	1*	75	1*	60
Deere	844K-II	7.25	1*	70	1*	60
Deere	844K-III	7.25	1*	70	1*	60
Deere	844L	7.25	1*	70	1*	60
Kawasaki	95Z7 Xtreme	7.7	1*	75	1*	60
Volvo	L220H	6.8	1*	65	1*	60
Volvo	L260H	8.4	1*	75	1*	60
Volvo	L260H HL	7.2	1*	75	1*	60

For service under chains, or load and carry operations, contact Titan Technical Services.

Pressure and ply recommendations based on normal quarry operations with standard equipment. For different applications, or modified equipment, please contact OTR Field Engineering for a specific recommendation. Tire damage or failure caused by improper load, ply, speed or inflation practices is not covered by the Titan Tire Warranty Policy.

CT - Contact Titan Technical services
HL - High Lift, extended booms, etc.

35/65R33 LOADER USAGE CHART

For Standard Loader Service: <250 ft, < 5 mph

PIT LOADER APPLICATION

Manufacturer	Model	Bucket (cu. yd.)	Front Minimum Ply Rating	Front Minimum Inflation (psi)	Rear Minimum Ply Rating	Rear Minimum Inflation (psi)
Caterpillar	986H	6.12	1*	80	1*	65
Caterpillar	986H HL	5.35	1*	80	1*	65
Caterpillar	986K	6.8	1*	85	1*	65
Caterpillar	986K HL	5.8	1*	85	1*	65
Caterpillar	988B	8.25	2*	100	1*	65
Caterpillar	988F	7.75	2*	100	1*	65
Caterpillar	988G	8	2*	110	1*	70
Caterpillar	988H	8.2	2*	110	1*	70
Caterpillar	988H	8.33	2*	110	1*	70
Caterpillar	988H	9.2	CT	CT	2*	75
Caterpillar	988H HL	8.33	2*	110	1*	70
Caterpillar	988K	8.4	2*	110	1*	70
Caterpillar	988K HL	8.4	CT	CT	1*	75
Caterpillar	988K Steel Mill	5.5	1*	80	1*	65
Caterpillar	988K Steel Mill	6.5	1*	80	1*	65
Caterpillar	988K XE	9.2	CT	CT	2*	80
Deere	944K	10	CT	CT	2*	80
Deere	944K HL	10	CT	CT	2*	80
Hitachi	ZW550-5	8.9	2*	105	1*	65
Hitachi	ZW550-5 HL	7.3	2*	100	1*	65
Hitachi	ZW550-6	8.2	2*	100	1*	65
Hitachi	ZW550-6 HL	9	2*	110	1*	70
Kawasaki	110Z	7.5	2*	90	1*	65
Kawasaki	110ZII	7.5	2*	90	1*	65
Kawasaki	115ZIII	7.5	2*	90	1*	65
Kawasaki	115ZIV	7.5	2*	95	1*	65
Kawasaki	115ZIV-2	8.25	2*	105	1*	65
Kawasaki	115ZV	7.5	2*	95	1*	65
Kawasaki	115ZV-2	8.3	2*	100	1*	65
Kawasaki	115ZV-2 HL	6.5	1*	90	1*	65
Kawasaki	115Z7	8.3	2*	100	1*	65
Kawasaki	115Z7 HL	9	2*	110	1*	70
Kawasaki	115Z7 Xtreme	9.15	2*	105	1*	70
Komatsu	WA600-1	7.1	1*	85	1*	65
Komatsu	WA600-3	8	2*	95	1*	65
Komatsu	WA600-6	8.4	2*	110	1*	70
Komatsu	WA600-6	9.5	CT	CT	2*	75
Komatsu	WA600-8	8.4	2*	110	1*	70
Komatsu Dresser	568	7.5	2*	90	1*	65
O&K	7500	7	1*	90	1*	65
Sandvik	LH621-10	10.5	CT	CT	1*	75
Terex	90C	8.5	2*	100	1*	65
Volvo	L320	8	2*	100	1*	65

YARD LOADER APPLICATION

Manufacturer	Model	Bucket (cu. yd.)	Front Minimum Ply Rating	Front Minimum Inflation (psi)	Rear Minimum Ply Rating	Rear Minimum Inflation (psi)
Caterpillar	986H	6.12	1*	70	1*	65
Caterpillar	986H HL	5.35	1*	70	1*	65
Caterpillar	986K	6.8	1*	75	1*	65
Caterpillar	986K HL	5.8	1*	75	1*	65
Caterpillar	988B	8.25	1*	90	1*	65
Caterpillar	988F	7.75	1*	85	1*	65
Caterpillar	988G	8	2*	95	1*	65
Caterpillar	988H	8.2	2*	95	1*	65
Caterpillar	988H	8.33	2*	95	1*	65
Caterpillar	988H	9.2	2*	100	1*	65
Caterpillar	988H HL	8.33	2*	95	1*	65
Caterpillar	988K	8.4	2*	95	1*	65
Caterpillar	988K HL	8.4	2*	100	1*	65
Caterpillar	988K Steel Mill	5.5	1*	80	1*	65
Caterpillar	988K Steel Mill	6.5	1*	80	1*	65
Caterpillar	988K XE	9.2	2*	105	1*	65
Deere	944K	10	2*	100	1*	65
Deere	944K HL	10	2*	105	1*	70
Hitachi	ZW550-5	8.9	1*	90	1*	65
Hitachi	ZW550-5 HL	7.3	1*	85	1*	65
Hitachi	ZW550-6	8.2	1*	85	1*	65
Hitachi	ZW550-6 HL	9	2*	95	1*	65
Kawasaki	110Z	7.5	1*	80	1*	65
Kawasaki	110ZII	7.5	1*	80	1*	65
Kawasaki	115ZIII	7.5	1*	80	1*	65
Kawasaki	115ZIV	7.5	1*	85	1*	65
Kawasaki	115ZIV-2	8.25	1*	90	1*	65
Kawasaki	115ZV	7.5	1*	85	1*	65
Kawasaki	115ZV-2	8.3	1*	90	1*	65
Kawasaki	115ZV-2 HL	6.5	1*	80	1*	65
Kawasaki	115Z7	8.3	1*	85	1*	65
Kawasaki	115Z7 HL	9	2*	95	1*	65
Kawasaki	115Z7 Xtreme	9.15	1*	90	1*	65
Komatsu	WA600-1	7.1	1*	75	1*	65
Komatsu	WA600-3	8	1*	80	1*	65
Komatsu	WA600-6	8.4	2*	95	1*	65
Komatsu	WA600-6	9.5	2*	100	1*	65
Komatsu	WA600-8	8.4	2*	95	1*	65
Komatsu Dresser	568	7.5	1*	80	1*	65
O&K	7500	7	1*	80	1*	65
Sandvik	LH621-10	10.5	CT	CT	1*	75
Terex	90C	8.5	1*	85	1*	65
Volvo	L320	8	1*	85	1*	65

CONTINUES ON NEXT PAGE

35/65R33 LOADER USAGE CHART CONTINUED

For Standard Loader Service: <250 ft, < 5 mph

PIT LOADER APPLICATION

Manufacturer	Model	Bucket (cu. yd.)	Front Minimum Ply Rating	Front Minimum Inflation (psi)	Rear Minimum Ply Rating	Rear Minimum Inflation (psi)
Volvo	L330C	8.6	2*	105	1*	70
Volvo	L330D	8.6	2*	105	1*	70
Volvo	L330E	8.6	2*	105	1*	70
Volvo	L350F	10.1	CT	CT	2*	80
Volvo	L350H	9.5	2*	110	1*	70
Volvo	L350H HL	9.5	CT	CT	1*	75

YARD LOADER APPLICATION

Manufacturer	Model	Bucket (cu. yd.)	Front Minimum Ply Rating	Front Minimum Inflation (psi)	Rear Minimum Ply Rating	Rear Minimum Inflation (psi)
Volvo	L330C	8.6	2*	90	1*	65
Volvo	L330D	8.6	2*	90	1*	65
Volvo	L330E	8.6	2*	95	1*	65
Volvo	L350F	10.1	2*	100	1*	65
Volvo	L350H	9.5	2*	95	1*	65
Volvo	L350H HL	9.5	2*	100	1*	65

For service under chains, or load and carry operations, contact Titan Technical Services.

Pressure and ply recommendations based on normal quarry operations with standard equipment. For different applications, or modified equipment, please contact OTR Field Engineering for a specific recommendation. Tire damage or failure caused by improper load, ply, speed or inflation practices is not covered by the Titan Tire Warranty Policy.

CT - Contact Titan Technical services
HL - High Lift, extended booms, etc.

45/65R45 LOADER USAGE CHART

For Standard Loader Service: <250 ft, < 5 mph

Manufacturer	Model	Bucket (cu. yd.)	Front Minimum Ply Rating	Front Minimum Inflation (psi)	Rear Minimum Ply Rating	Rear Minimum Inflation (psi)
Caterpillar	992B	10	1*	75	1*	65
Caterpillar	992C	12.5	2*	100	1*	65
Caterpillar	992C HL	12.5	2*	105	1*	70
Caterpillar	992D	14	2*	105	1*	65
Caterpillar	992D HL	12	2*	100	1*	65
Caterpillar	992G	15	2*	110	1*	70
Caterpillar	992G HL	15	CT	CT	1*	75
Caterpillar	992K	14	2*	110	1*	70
Caterpillar	992K HL	14	2*	105	1*	65
Komatsu	WA800-2	13.7	2*	100	1*	65
Komatsu	WA800-3	14.4	2*	105	1*	70
Komatsu	WA900-3	17	CT	CT	2*	85
Komatsu	WA900-3 HL	15	CT	CT	2*	80
Komatsu	WA900-8	17	CT	CT	2*	85
Komatsu	WA900-8 HL	15	CT	CT	2*	80
LeTourneau	L-950-2	18	2*	105	1*	70
LeTourneau	L-950-2 HL	16	2*	105	1*	65
LeTourneau	L1000	17	CT	CT	2*	75

50/65R51 LOADER USAGE CHART

For Standard Loader Service: <250 ft, < 5 mph

Manufacturer	Model	Bucket (cu. yd.)	Front Minimum Ply Rating	Front Minimum Inflation (psi)	Rear Minimum Ply Rating	Rear Minimum Inflation (psi)
Caterpillar	993K	17	CT	CT	1*	75
Caterpillar	993K HL	17	CT	CT	2*	80
Caterpillar	993K HL	19	CT	CT	2*	85
Letourneau	L-1100	22	CT	CT	1*	75
Letourneau	L-1100 HL	20	2*	110	1*	70
Letourneau (P&H)	L-1150-2	25	CT	CT	2*	80
Letourneau (P&H)	L-1150-2 HL	23	CT	CT	2*	80

For service under chains, or load and carry operations, contact Titan Technical Services.

Pressure and ply recommendations based on normal quarry operations with standard equipment. For different applications, or modified equipment, please contact OTR Field Engineering for a specific recommendation. Tire damage or failure caused by improper load, ply, speed or inflation practices is not covered by the Titan Tire Warranty Policy.

CT - Contact Titan Technical services
HL - High Lift, extended booms, etc.

58/80R63 LOADER USAGE CHART

For Standard Loader Service: <250 ft, < 5 mph

Manufacturer	Model	Bucket (cu. yd.)	Front Minimum Ply Rating	Front Minimum Inflation (psi)	Rear Minimum Ply Rating	Rear Minimum Inflation (psi)
Caterpillar	994F STD (Tier 1)	25	2*	110	2*	80
Caterpillar	994F HL (Tier 1)	22.5	2*	110	2*	80
Caterpillar	994F EHL (Tier 1)	22.5	2*	115	2*	80
Caterpillar	994F SHL (Tier 1)	22.5	2*	115	2*	80
Caterpillar	994H STD	25	2*	105	2*	80
Caterpillar	994H HL	22.5	2*	110	2*	80
Caterpillar	994H EHL	22.5	2*	115	2*	80
Caterpillar	994H SHL	22.5	2*	120	2*	80
Caterpillar	994K	25	2*	120	2*	80
Caterpillar	994K HL	22.5	2*	120	2*	80
Komatsu	WA1200-3	26.2	2*	110	2*	80
Komatsu	WA1200-3 HL	23.5	2*	110	2*	80
Komatsu	WA1200-6 Rock	26.2	2*	115	2*	80
Komatsu	WA1200-6 Coal	45.8	2*	115	2*	80
Komatsu	WA1200-6 HL Rock	23.5	2*	115	2*	80
Komatsu	WA1200-6 HL Coal	45.8	2*	115	2*	80
Letourneau (P&H)	L-1850 STD	40	2*	120	2*	80
Letourneau (P&H)	L-1850 HL	30	2*	120	2*	80

For service under chains, or load and carry operations, contact Titan Technical Services.

Pressure and ply recommendations based on normal quarry operations with standard equipment. For different applications, or modified equipment, please contact OTR Field Engineering for a specific recommendation. Tire damage or failure caused by improper load, ply, speed or inflation practices is not covered by the Titan Tire Warranty Policy.

CT - Contact Titan Technical services
HL - High Lift, extended booms, etc.

RADIAL RIGID DUMP TRUCK

18.00R33 RIGID DUMP TRUCK USAGE CHART

For Standard Earthmover Service: <2.5 mile, < 30 mph

Manufacturer	Model	Bucket (cu. yd.)	Front Minimum Ply Rating	Front Minimum Inflation (psi)	Rear Minimum Ply Rating	Rear Minimum Inflation (psi)
Astra	RD 40C	44	2*	115	2*	115
Caterpillar	769B	35	2*	95	2*	90
Caterpillar	769C	40	2*	110	2*	110
Caterpillar	769D	35	2*	110	2*	110
Caterpillar	770	40	CT	CT	2*	115
Caterpillar	770F	49	2*	115	2*	115
Caterpillar	770G	50	2*	115	2*	CT
Caterpillar	771C Quarry	44	CT	CT	CT	CT
Caterpillar	771D	45	CT	CT	CT	CT
Euclid	R35	35	2*	105	2*	105
Euclid	R36	40	2*	95	2*	100
Euclid	R40	42	2*	110	2*	110
Euclid	R40C	42	2*	115	2*	115
Hitachi	EH650	40	2*	95	2*	100
Hitachi	EH700	42	2*	115	2*	115
Hitachi	EH750	43	CT	CT	CT	CT
Hitachi	EH750-3	46	CT	CT	CT	CT
Komatsu	HD325-3	35	2*	85	2*	95
Komatsu	HD325-5	35	2*	85	2*	95
Komatsu	HD325-6 Quarry	44	2*	115	CT	CT
Komatsu	HD325-6 4WD	35	2*	100	2*	100
Komatsu	HD325-6	44	2*	105	2*	115
Komatsu	HD325-7	40	2*	110	2*	115
Komatsu	HD325-8	40	2*	CT	2*	115
Komatsu	HD405-7	45	CT	CT	CT	CT
Komatsu Haulpak	140M	40	2*	110	2*	110
Perlini	DP 405 WD	44	2*	115	2*	115
Terex	3340	40	CT	CT	2*	115

Pressure and ply recommendations based on normal quarry operations with standard equipment. For different applications, or modified equipment, please contact OTR Field Engineering for a specific recommendation.Tire damage or failure caused by improper load, ply, speed or inflation practices is not covered by the Titan Tire Warranty Policy.

CT - Contact Titan Technical services

24.00R35 RIGID DUMP TRUCK USAGE CHART

For Standard Earthmover Service: <2.5 mile, < 30 mph

Manufacturer	Model	Bucket (cu. yd.)	Front Minimum Ply Rating	Front Minimum Inflation (psi)	Rear Minimum Ply Rating	Rear Minimum Inflation (psi)
Caterpillar	773	50	2*	75	2*	70
Caterpillar	773B	58	2*	85	2*	85
Caterpillar	773D	50	2*	85	2*	85
Caterpillar	773E	60	2*	90	2*	90
Caterpillar	773F	60	2*	100	2*	90
Caterpillar	773G	54	2*	85	2*	85
Caterpillar	773G-4T	69	2*	105	2*	95
Caterpillar	775B Quarry	65	2*	95	2*	95
Caterpillar	775D	65	2*	95	2*	105
Caterpillar	775E	70	2*	95	2*	110
Caterpillar	775F	70	2*	105	2*	105
Caterpillar	775G	70	2*	110	2*	105
Caterpillar	775G-4T	79	2*	110	2*	105
Dart	2085	85	1*	65	2*	75
Hitachi	EH1000	66	2*	95	2*	95
Hitachi	EH1100	72	2*	100	2*	105
Hitachi	EH1100-3	72	2*	100	2*	110
Hitachi	EH1100-5	70	2*	105	2*	105
Euclid	R50	58	2*	80	2*	80
Euclid	R60	63	2*	85	2*	90
Euclid	R60C	66	2*	105	2*	90
Euclid	R65	69	2*	95	2*	95
Euclid	R65C	71	2*	100	2*	105
Euclid	R75	75	2*	110	2*	105
Komatsu	HD465-3	51	2*	70	2*	75
Komatsu	HD465-5	61	2*	75	2*	80
Komatsu	HD465-5 Quarry	66	2*	95	2*	105
Komatsu	HD465-7	61	2*	90	2*	95
Komatsu	HD465-8	61	2*	115	2*	110
Komatsu	HD605-7	70	2*	100	2*	110
Komatsu	HD605-8	69	2*	110	2*	110
Komatsu-Haulpak	210M	60	2*	85	2*	85
Perlini	DP705 WD	72	2*	105	2*	105
Terex	3308E	55	2*	80	2*	80
Terex	3309	55	2*	90	2*	90
Terex	3310E	66	2*	100	2*	100
Terex	TR60	60	2*	90	2*	85
Terex	TR70	72	2*	110	2*	105

Pressure and ply recommendations based on normal quarry operations with standard equipment. For different applications, or modified equipment, please contact OTR Field Engineering for a specific recommendation.Tire damage or failure caused by improper load, ply, speed or inflation practices is not covered by the Titan Tire Warranty Policy.

CT - Contact Titan Technical services

27.00R49 RIGID DUMP TRUCK USAGE CHART

For Standard Earthmover Service: <2.5 mile, < 30 mph

Manufacturer	Model	Bucket (cu. yd.)	Front Minimum Ply Rating	Front Minimum Inflation (psi)	Rear Minimum Ply Rating	Rear Minimum Inflation (psi)
Caterpillar	777	85	2*	80	2*	85
Caterpillar	777B	95	2*	90	2*	95
Caterpillar	777C	95	2*	95	2*	95
Caterpillar	777D	100	2*	105	2*	105
Caterpillar	777E	108	2*	95	2*	115
Caterpillar	777F	100	2*	105	2*	105
Caterpillar	777G	100	2*	110	2*	110
Dart	3100B	100	2*	105	2*	110
Euclid	R85B	85	2*	90	2*	95
Euclid	R90	96	2*	95	2*	95
Euclid	R90C	100	2*	100	2*	100
Euclid	R100	100	2*	100	2*	105
Hitachi	EH1600	99	2*	105	2*	105
Hitachi	EH1700	108	2*	110	2*	115
Hitachi	EH1700-3	100	2*	105	2*	105
Komatsu	HD785-1	86	2*	80	2*	85
Komatsu	HD785-3	86	2*	85	2*	90
Komatsu	HD785-3	100	2*	90	2*	100
Komatsu	HD785-5	106	2*	110	2*	110
Komatsu	HD785-7	100	2*	100	2*	110
Komatsu	HD785-8	100	2*	110	2*	110
Komatsu Haulpak	325M	95	2*	95	2*	95
Komatsu Haulpak	330M	100	2*	100	2*	105
Kress	CH160	160	2*	105	2*	105
Kress	CH180	180	2*	CT	2*	CT
Liebherr	T236	110	CT	CT	2*	CT
Perlini	DP905	105	2*	100	2*	105
Rimpull	RD100	100	2*	95	2*	100
Rimpull	RD100C	100	2*	95	2*	105
Terex	3311C	85	2*	80	2*	80
Terex	3311D	77	2*	95	2*	80
Terex	3311E	94	2*	100	2*	90
Terex	TR100	100	2*	105	2*	100
Terex	TR100 (HR)	94	2*	105	2*	100
Terex	TR100 DD	100	2*	105	2*	100
Unit Rig	Dart 3100	100	2*	100	2*	105
Unit Rig	Dart 4160	160	1*	65	2*	95
Unit Rig	M85	85	2*	80	2*	80
Unit Rig	M100	100	2*	95	2*	95
Unit Rig	M120-15	120	2*	115	2*	115
Unit Rig	Mark 24	85	2*	95	2*	80

Pressure and ply recommendations based on normal quarry operations with standard equipment. For different applications, or modified equipment, please contact OTR Field Engineering for a specific recommendation.Tire damage or failure caused by improper load, ply, speed or inflation practices is not covered by the Titan Tire Warranty Policy.

CT - Contact Titan Technical services

33.00R51 RIGID DUMP TRUCK USAGE CHART

For Standard Earthmover Service: <2.5 mile, < 30 mph

Manufacturer	Model	Bucket (cu. yd.)	Front Minimum Ply Rating	Front Minimum Inflation (psi)	Rear Minimum Ply Rating	Rear Minimum Inflation (psi)
Belaz	75131	150	2*	110	2*	110
Belaz	75137NA	150	2*	110	2*	110
Caterpillar	785	155	2*	105	2*	105
Caterpillar	785B	155	2*	105	2*	105
Caterpillar	785C	150	2*	110	2*	115
Caterpillar	785D	157	2*	115	2*	115
Caterpillar	785G	157	2*	110	2*	115
Euclid	R120E	120	2*	75	2*	80
Euclid	R130	152	2*	95	2*	95
Euclid	R130B	146	2*	100	2*	100
Euclid	R130M	130	2*	80	2*	85
Euclid	R150	150	2*	105	2*	105
Komatsu Haulpak	510E	150	2*	105	2*	105
Komatsu Haulpak	530M	165	2*	110	2*	115
Komastu	HD1500-7	159	2*	110	2*	115
Terex	MT3300	150	2*	110	2*	110
Terex	MT3300AC	150	2*	115	2*	115
Terex	MT3314B	125	2*	85	2*	85

37.00R57 RIGID DUMP TRUCK USAGE CHART

For Standard Earthmover Service: <2.5 mile, < 30 mph

Manufacturer	Model	Bucket (cu. yd.)	Front Minimum Ply Rating	Front Minimum Inflation (psi)	Rear Minimum Ply Rating	Rear Minimum Inflation (psi)
CAT	789C	195	2*	105	2*	110
CAT	789D	200	2*	110	2*	110
Euclid	R190	190	2*	90	2*	95
Hitachi	EH3500AC11	185	2*	95	2*	110
Hitachi	EH3500AC-3	200	2*	105	2*	110
Komatsu	730E	203	2*	110	2*	110
Komatsu	730E-8	200	2*	115	2*	110
Terex	MT 3700	205	2*	110	CT	CT

Pressure and ply recommendations based on normal quarry operations with standard equipment. For different applications, or modified equipment, please contact OTR Field Engineering for a specific recommendation.Tire damage or failure caused by improper load, ply, speed or inflation practices is not covered by the Titan Tire Warranty Policy.

CT - Contact Titan Technical services

40.00R57 RIGID DUMP TRUCK USAGE CHART

For Standard Earthmover Service: <2.5 mile, < 30 mph

Manufacturer	Model	Bucket (cu. yd.)	Front Minimum Ply Rating	Front Minimum Inflation (psi)	Rear Minimum Ply Rating	Rear Minimum Inflation (psi)
Belaz	75302NA	243	2*	110	2*	110
Belaz	75310	265	CT	CT	CT	CT
Caterpillar	789D	200	2*	90	2*	90
Caterpillar	793C	250	2*	110	2*	115
Caterpillar	793D	240	2*	110	2*	115
Caterpillar	793F	247	NR	NR	NR	NR
Caterpillar	793F SLWS	250	NR	NR	NR	NR
Caterpillar	793F XLWS	247	NR	NR	NR	NR
Hitachi	EH3500AC-II	185	2*	80	2*	90
Hitachi	EH3500AC-3	200	2*	90	2*	90
Hitachi	EH4000AC-II	250	2*	105	2*	105
Hitachi	EH4000AC-3	250	2*	105	2*	105
Komatsu	730E-8	200	2*	95	2*	90
Komatsu	830E	244	2*	110	2*	115
Komatsu	830E-AC	244	2*	110	2*	115
Liebherr	T264	244	2*	110	2*	115
Terex	MT 3700	205	2*	90	2*	95
Terex	MT 4400	260	2*	115	2*	115

46/90R57 RIGID DUMP TRUCK USAGE CHART

For Standard Earthmover Service: <2.5 mile, < 30 mph

Manufacturer	Model	Bucket (cu. yd.)	Front Minimum Ply Rating	Front Minimum Inflation (psi)	Rear Minimum Ply Rating	Rear Minimum Inflation (psi)
Belaz	75302NA	243	2*	100	2*	105
Belaz	75310	265	2*	110	2*	115
CAT	793F	250	2*	105	2*	105
Caterpillar	793F SLWS	250	2*	105	2*	110
Caterpillar	793F XLWS	247	2*	105	2*	110
Hitachi	EH4000AC-2	243	2*	105	2*	105
Hitachi	EH4000AC-3	250	2*	100	2*	100
Komatsu	830E-AC	244	2*	105	2*	110
Liebherr	T264	251	2*	110	2*	110
Terex	MT 3700	205	2*	85	2*	90
Terex	MT 4400	260	2*	110	2*	110
Terex	MT 4400AC	260	2*	110	2*	110

Pressure and ply recommendations based on normal quarry operations with standard equipment. For different applications, or modified equipment, please contact OTR Field Engineering for a specific recommendation.Tire damage or failure caused by improper load, ply, speed or inflation practices is not covered by the Titan Tire Warranty Policy.

CT - Contact Titan Technical services

50/80R57 RIGID DUMP TRUCK USAGE CHART

For Standard Earthmover Service: <2.5 mile, < 30 mph

Manufacturer	Model	Bucket (cu. yd.)	Front Minimum Ply Rating	Front Minimum Inflation (psi)	Rear Minimum Ply Rating	Rear Minimum Inflation (psi)
Bucyrus	MT4400 AC	240	2*	90	2*	90
Caterpillar	793F	250	2*	90	2*	90
Caterpillar	793F XLWS	247	2*	90	2*	90
Hitachi	EH4500-2	282	2*	105	2*	100
Komatsu	830E-5	250	2*	95	2*	95
Komatsu	860E-1K	280	2*	110	2*	110
Liebherr	T264	265	2*	95	2*	100
Liebherr	T272	320	2*	105	2*	105

53/80R63 RIGID DUMP TRUCK USAGE CHART

For Standard Earthmover Service: <2.5 mile, < 30 mph

Manufacturer	Model	Bucket (cu. yd.)	Front Minimum Ply Rating	Front Minimum Inflation (psi)	Rear Minimum Ply Rating	Rear Minimum Inflation (psi)
Caterpillar	MT5300AC	320	2*	110	2*	115
Caterpillar	794 AC	320	2*	110	2*	115
Hitachi	EH5000AC-II	320	2*	105	2*	105
Hitachi	EH5000AC-3	326	2*	105	2*	105
Komatsu	930E-2	320	2*	110	2*	105
Komatsu	930E-3	320	2*	105	2*	105
Komatsu	930E-4	320	2*	105	2*	105
Komatsu	930E-4SE	320	2*	105	2*	110
Komatsu	930E-5	320	2*	110	2*	115

56/80R63 RIGID DUMP TRUCK USAGE CHART

For Standard Earthmover Service: <2.5 mile, < 30 mph

Manufacturer	Model	Bucket (cu. yd.)	Front Minimum Ply Rating	Front Minimum Inflation (psi)	Rear Minimum Ply Rating	Rear Minimum Inflation (psi)
Belaz	75600	350	2*	100	2*	105
Cat	795 AC	345	2*	105	2*	105
Komatsu	960E-1	360	2*	105	2*	105
Komatsu	960E-1K	360	2*	105	2*	105
Komatsu	960E-2	360	2*	105	2*	105
Komatsu	960E-2K	360	2*	105	2*	105
Liebherr	T282C	400	2*	110	2*	110
Liebherr	T284	400	2*	110	2*	110
Terex	MT 5500	360	2*	100	2*	100

Pressure and ply recommendations based on normal quarry operations with standard equipment. For different applications, or modified equipment, please contact OTR Field Engineering for a specific recommendation.Tire damage or failure caused by improper load, ply, speed or inflation practices is not covered by the Titan Tire Warranty Policy.

CT - Contact Titan Technical services

59/80R63 RIGID DUMP TRUCK USAGE CHART

For Standard Earthmover Service: <2.5 mile, < 30 mph

Manufacturer	Model	Bucket (cu. yd.)	Front Minimum Ply Rating	Front Minimum Inflation (psi)	Rear Minimum Ply Rating	Rear Minimum Inflation (psi)
Belaz	75600	350	2*	95	2*	95
Belaz	75601	400	2*	105	2*	105
Belaz	75710	500	2*	105	2*	105
Belaz	75710	515	2*	110	2*	110
CAT	795F AC	345	2*	95	2*	100
Cat	797F	400	2*	110	2*	110
Caterpillar	798 AC	410	2*	110	2*	110
Komatsu	980E-4	407	2*	110	2*	110
Liebherr	T282C	400	2*	105	2*	105
Liebherr	T284	400	2*	105	2*	105
Terex	MT 5500	360	2*	90	2*	90
Terex	MT 6300	400	2*	105	2*	105

Pressure and ply recommendations based on normal quarry operations with standard equipment. For different applications, or modified equipment, please contact OTR Field Engineering for a specific recommendation.Tire damage or failure caused by improper load, ply, speed or inflation practices is not covered by the Titan Tire Warranty Policy.

CT - Contact Titan Technical services

RADIAL TOWED SCRAPER

17.5R25 TOWED SCRAPER USAGE CHART

For Standard Scraper Service: <2.5 mile, < 30 mph

Manufacturer	Model	Payload (cu. yd.)	Tires Per Axel	Tire Min. Ply Rating	Tire Min. Inflation (psi)
Ashland	1410E	14	4	2*	70
Deere	1510DC	15	4	2*	70
Deere	1814DC	18	6	2*	55
Deere	2014DE	20	6	2*	65

Pressure and ply recommendations based on normal quarry operations with standard equipment. For different applications, or modified equipment, please contact OTR Field Engineering for a specific recommendation.Tire damage or failure caused by improper load, ply, speed or inflation practices is not covered by the Titan Tire Warranty Policy.

CT - Contact Titan Technical services

20.5R25 TOWED SCRAPER USAGE CHART

For Standard Scraper Service: <2.5 mile, < 30 mph

Manufacturer	Model	Payload (cu. yd.)	Tires Per Axel	Tire Min. Ply Rating	Tire Min. Inflation (psi)
Ashland	110TS2	11.3	2	2*	75
Ashland	110XL2	11.3	2	CT	CT
Ashland	130TS2	13.3	2	CT	CT
Ashland	220TS4	22	4	CT	CT
Ashland	1410E	14	2	CT	CT
Ashland	2012CS	20	4	2*	75
Ashland	2014CS	20	6	1*	45
Deere	1510DC	15	4	1*	50
Deere	1612DE	16	4	2*	60
Deere	1810DC	18	4	2*	60
Deere	1812DC	18	4	2*	60
Deere	1814DC	18	6	1*	40
Deere	2010DE	20	4	2*	75
Deere	2014DE	20	6	1*	45

Pressure and ply recommendations based on normal quarry operations with standard equipment. For different applications, or modified equipment, please contact OTR Field Engineering for a specific recommendation.Tire damage or failure caused by improper load, ply, speed or inflation practices is not covered by the Titan Tire Warranty Policy.

CT - Contact Titan Technical services

23.5R25 TOWED SCRAPER USAGE CHART

For Standard Scraper Service: <2.5 mile, < 30 mph

Manufacturer	Model	Payload (cu. yd.)	Tires Per Axel	Tire Min. Ply Rating	Tire Min. Inflation (psi)
Ashland	140TS2	14	2	CT	CT
Ashland	140TS2 LGP	14	2	CT	CT
Caterpillar	TS185	19	4	1*	50
Deere	2112DC	21.5	6	1*	40
Deere	2412DE	24	4	2*	70
K-Tec	1228	28	4	2*	70
K-Tec	1228 ADT	28	4	2*	65
K-Tec	1233	33	4	CT	CT
K-Tec	1236	36	4	CT	CT

Pressure and ply recommendations based on normal quarry operations with standard equipment. For different applications, or modified equipment, please contact OTR Field Engineering for a specific recommendation.Tire damage or failure caused by improper load, ply, speed or inflation practices is not covered by the Titan Tire Warranty Policy.

CT - Contact Titan Technical services

26.5R25 TOWED SCRAPER USAGE CHART

For Standard Scraper Service: <2.5 mile, < 30 mph

Manufacturer	Model	Payload (cu. yd.)	Tires Per Axel	Tire Min. Ply Rating	Tire Min. Inflation (psi)
Caterpillar	TS185	19	4	1*	40
Caterpillar	TS225	23.5	4	1*	45
Deere	2112DC (1)	21.5	4	2*	65
Deere	2112DC (2)	21.5	4	1*	45
Deere	2412DE (1)	24	4	2*	75
Deere	2412DE (2)	24	4	1*	55
K-Tec	1233	33	4	2*	65
K-Tec	1237 ADT	40.5	4	CT	CT
K-Tec	1243 ADT	43	4	1*	55

Pressure and ply recommendations based on normal quarry operations with standard equipment. For different applications, or modified equipment, please contact OTR Field Engineering for a specific recommendation. Tire damage or failure caused by improper load, ply, speed or inflation practices is not covered by the Titan Tire Warranty Policy.

CT - Contact Titan Technical services
(1) - Front scraper used in train
(2) - Rear scraper used in train, or single scraper

29.5R25 TOWED SCRAPER USAGE CHART

For Standard Scraper Service: <2.5 mile, < 30 mph

Manufacturer	Model	Payload (cu. yd.)	Tires Per Axel	Tire Min. Ply Rating	Tire Min. Inflation (psi)
Ashland	155TS2	15.5	2	1*	50
Ashland	215TS2	21.5	2	2*	70
Caterpillar	TS180	18.8	2	2*	60
Deere	2010D E	20	2	2*	65
K-Tec	1243 ADT	43	4	1*	40
K-Tec	1263 ADT	63	4	2*	60

Pressure and ply recommendations based on normal quarry operations with standard equipment. For different applications, or modified equipment, please contact OTR Field Engineering for a specific recommendation.Tire damage or failure caused by improper load, ply, speed or inflation practices is not covered by the Titan Tire Warranty Policy.

CT - Contact Titan Technical services

875/65R29 TOWED SCRAPER USAGE CHART

For Standard Scraper Service: <2.5 mile, < 30 mph

Manufacturer	Model	Payload (cu. yd.)	Tires Per Axel	Tire Min. Ply Rating	Tire Min. Inflation (psi)
Caterpillar	TS180	18.8	2	2*	55
Caterpillar	TS220	23.5	2	2*	65
Deere	2412DE	24	2	CT	CT

Pressure and ply recommendations based on normal quarry operations with standard equipment. For different applications, or modified equipment, please contact OTR Field Engineering for a specific recommendation.Tire damage or failure caused by improper load, ply, speed or inflation practices is not covered by the Titan Tire Warranty Policy.

CT - Contact Titan Technical services

RADIAL TRACTOR SCRAPER

23.5R25 TRACTOR SCRAPER USAGE CHART

For Standard Scraper Service: <2.5 mile, < 30 mph

Manufacturer	Model	Payload (cu. yd.)	Front Minimum Ply Rating	Front Minimum Inflation (psi)	Rear Minimum Ply Rating	Rear Minimum Inflation (psi)
Caterpillar	613B	11	1*	50	1*	50
Caterpillar	613C	11	1*	50	1*	50
Caterpillar	613C II	11	1*	50	1*	55
Caterpillar	613G	11	2*	60	1*	55
Deere	762	11	1*	55	1*	55
Deere	762A	11	2*	60	1*	55
Deere	762B	11	2*	60	1*	55
Deere	762B II	14	2*	60	1*	55
Komatsu Dresser	412	11	1*	50	1*	55
Komatsu Dresser	412B	11	1*	55	1*	55

26.5R25 TRACTOR SCRAPER USAGE CHART

For Standard Scraper Service: <2.5 mile, < 30 mph

Manufacturer	Model	Payload (cu. yd.)	Front Minimum Ply Rating	Front Minimum Inflation (psi)	Rear Minimum Ply Rating	Rear Minimum Inflation (psi)
Caterpillar	611	15	2*	65	2*	65
Caterpillar	611C II	15	CT	CT	2*	65
Caterpillar	615	16	2*	70	2*	60
Caterpillar	615C	16	2*	70	2*	60
Caterpillar	615C II	17	2*	75	2*	70
Deere	860	15	2*	55	2*	60
Deere	860A Std	15	2*	60	2*	60
Deere	860A HD	15	2*	65	2*	60
Deere	862	16	2*	65	2*	65
Deere	862B	16	2*	65	2*	65
Fiat Allis	161	15	2*	60	2*	60

Pressure and ply recommendations based on normal quarry operations with standard equipment. For different applications, or modified equipment, please contact OTR Field Engineering for a specific recommendation.Tire damage or failure caused by improper load, ply, speed or inflation practices is not covered by the Titan Tire Warranty Policy.

CT - Contact Titan Technical services

29.5R25 TRACTOR SCRAPER USAGE CHART

For Standard Scraper Service: <2.5 mile, < 30 mph

Manufacturer	Model	Payload (cu. yd.)	Front Minimum Ply Rating	Front Minimum Inflation (psi)	Rear Minimum Ply Rating	Rear Minimum Inflation (psi)
Caterpillar	611	15	1*	55	1*	50
Caterpillar	611C II	15	1*	55	1*	50
Caterpillar	615	16	1*	55	1*	50
Caterpillar	615C	16	1*	55	1*	50
Caterpillar	615C II	17	2*	60	1*	55
Deere	862 w/ Kress bowl	18	1*	55	1*	55
Deere	862 w/ Kress bowl	20	2*	60	2*	60
Deere	862B	16	1*	50	1*	50
Fiat Allis	161	15	1*	45	1*	45
Terex	TS14B	20	2*	65	2*	60
Terex	TS14C	20	2*	65	2*	60
Terex	TS14G	20	2*	70	2*	65

Pressure and ply recommendations based on normal quarry operations with standard equipment. For different applications, or modified equipment, please contact OTR Field Engineering for a specific recommendation.Tire damage or failure caused by improper load, ply, speed or inflation practices is not covered by the Titan Tire Warranty Policy.

CT - Contact Titan Technical services

INDUSTRIAL VEHICLE

OFF THE ROAD TIRE LOADS - USE ON INDUSTRIAL VEHICLES

Tire Size	Ply Rating	Inflation Pressure psi (kPa)	Loades in lbs (kg) at Various Speeds						
			Stationary	Creep	2.5 mph (4 km/h)	5 mph (10 km/h)	10 mph (10 km/h)	12.5 (20 km/h)	15 mph (25 km/h)
14.00-24/25	24	128 (850)	33,500 (15,200)	27,300 (12,400)	24,000 (10,900)	20,900 (9,500)	19,400 (8,800)	18,500 (8,400)	17,900 (8,100)
	28	134 (925)	35,300 (16,000)	28,700 (13,000)	25,400 (11,500)	22,000 (10,000)	20,500 (9,300)	19400 (8,800)	18,700 (8,500)
16.00-25	32	127 (875)	44,100 (20,000)	35,900 (16,300)	31,700 (14,400)	27,600 (12,500)	25,600 (11,600)	24,300 (11,000)	23,400 (10,600)
18.00-25	40	138 (950)	60,000 (27,200)	48,700 (22,100)	43,200 (19,600)	37,500 (17,000)	34,800 (15,800)	33,100 (15,000)	32,000 (14,500)
18.00-33	40	138 (950)	70,500 (32,000)	57,300 (26,000)	50,700 (23,000)	44,000 (20,000)	41,000 (18,600)	38,800 (17,600)	37,500 (17,000)
21.00-25	40	120 (825)	72,800 (33,000)	59,100 (26,800)	52,200 (23,700)	45,400 (20,600)	42,300 (19,200)	39,900 (18,100)	38,600 (17,500)
21.00-35	36	109 (750)	81,100 (36,800)	65,900 (29,900)	58,300 (26,400)	50,700 (23,000)	47,200 (21,400)	44,600 (20,200)	43,100 (19,600)
	42	123 (850)	85,800 (38,900)	69,700 (31,600)	61,500 (27,900)	53,600 (24,300)	49,800 (22,600)	47,200 (21,400)	45,600 (20,700)

INDUSTRIAL VEHICLE FOR USE ON SMOOTH FLOORS AND RUNWAYS ONLY

Tire Size	Ply Rating	Inflation Pressure psi (kPa)	Loades in lbs (kg) at Various Speeds						
			Stationary	Creep	2.5 mph (4 km/h)	5 mph (10 km/h)	10 mph (10 km/h)	12.5 (20 km/h)	15 mph (25 km/h)
14.00-24/25	24	145 (1,000)	36,700 (16,700)	32,600 (14,800)	29,600 (13,400)	27,600 (12,500)	26,500 (12,000)	25,800 (11,700)	25,600 (11,600)
	28	145 (1,000)	36,700 (16,700)	32,600 (14,800)	29,600 (13,400)	27,600 (12,500)	26,500 (12,000)	25800 (11,700)	25,600 (11,600)
16.00-25	32	145 (1,000)	49,700 (22,500)	44,200 (20,000)	40,000 (18,100)	37,300 (16,900)	35,900 (16,300)	35,100 (15,900)	34,500 (15,600)
18.00-25	40	145 (1,000)	63,500 (28,800)	56,500 (25,600)	51,200 (23,200)	47,600 (21,600)	45,900 (20,800)	44,800 (20,300)	44,100 (20,000)
18.00-33	40	145 (1,000)	73,400 (33,000)	65,300 (29,600)	59,200 (26,800)	55,100 (25,000)	53,100 (24,100)	51,800 (23,500)	50,900 (23,100)
21.00-25	40	145 (1,000)	81,800 (37,100)	72,600 (33,000)	65,800 (29,900)	61,300 (27,800)	59,100 (26,800)	57,800 (26,200)	56,900 (25,800)
21.00-35	36	131 (900)	91,300 (41,400)	81,100 (36,800)	73,500 (33,400)	68,400 (31,100)	65,900 (29,900)	64,400 (29,200)	63,400 (28,800)
	42	145 (1,000)	96,300 (43,700)	85,800 (38,900)	77,700 (35,200)	72,300 (32,800)	69,700 (31,600)	68,100 (30,900)	67,000 (30,400)

IMPORTANT: Loads shown in the above table are for the tire only. The rim manufacturer must be consulted to determine the suitability of the rim/wheel for the intended service. Industrial vehicles consist of vehicles such as counterbalanced lift trucks, container handlers, straddle carriers, aircraft tow tractors, pavers, mobile crushers, log stackers, and rough terrain fork lifts.

Creep is defined as movement at very slow speed, not over 200 ft (60 m) in 30 minutes. During creep motion loads on tires are very high. Consideration must be given to the type of surface over which the equipment is traveling.

Smooth floors and runways are defined as paved or protected surfaces which are free of undulations, obstructions, or discontinuities.

OTHER INFLATION TABLES

LOADS FOR E-7 TIRES IN PAVING SERVICE

14.00-20DT											
Inflation	kPA (psi)	75 (11)	100 (15)	125 (18)	150 (22)	175 (25)	200 (29)	240 (35)	250 (36)	275 (40)	300 (44)
Load	kg (lbs)	2,060 (4,540)	2,500 (5,520)	2,800 (6,150)	3,150 (6,950)	3,450 (7,600)	3,750 (8,250)	4,125 (9,100)	4,250 (9,350)	4,500 (9,900)	4,750 (10,500)
Ply Rating		4			6		8			10	
LOADS AT OTHER SPEEDS											
65 km/h (40 mph)	kg (lbs)	1,195 (2,634)	1,450 (3,197)	1,624 (3,580)	1,827 (4,028)	2,001 (4,411)	2,175 (4,795)	2,392.5 (5,274)	2,465 (5,434)	2,610 (5,754)	2,755 (6,074)
50 km/h (30 mph)	kg (lbs)	1,400 (3,090)	1,700 (3,750)	1,900 (4,190)	2,140 (4,720)	2,350 (5,180)	2,550 (5,620)	2,810 (6,190)	2,890 (6,370)	3,060 (6,750)	3,230 (7,120)
25 km/h (15 mph)	kg (lbs)	1,650 (3,640)	2,000 (4,410)	2,240 (4,940)	2,520 (5,560)	2,760 (6,080)	3,000 (6,610)	3,300 (7,280)	3,400 (7,500)	3,600 (7,940)	3,800 (8,380)
20 km/h (12.5 mph)	kg (lbs)	1,730 (3,810)	2,100 (4,630)	2,350 (5,180)	2,650 (5,840)	2,900 (6390)	3,150 (6,940)	3,470 (7,650)	3,570 (7,870)	3,780 (8,330)	3,990 (8,800)
15 km/h (10 mph)	kg (lbs)	1,790 (3,950)	2,180 (4,810)	2,440 (5,380)	2,740 (6,040)	3,000 (6610)	3,260 (7,190)	3,590 (7,910)	3,700 (8,160)	3,920 (8,640)	4,130 (9,100)
10 km/h (5 mph)	kg (lbs)	2,060 (4,540)	2,500 (5,520)	2,800 (6,150)	3,150 (6,950)	3,450 (7,600)	3,750 (8,250)	4,125 (9,100)	4,250 (9,350)	4,500 (9,900)	4,750 (10,500)
4 km/h (2.5 mph)	kg (lbs)	2,370 (5,220)	2,880 (6,350)	3,220 (7,100)	3,620 (7,980)	3,970 (8,750)	4,310 (9,500)	4,740 (10,450)	4,890 (10,780)	5,180 (11,420)	5,460 (12,040)
Creep	kg (lbs)	2,680 (5,910)	3,250 (7,160)	3,640 (8,020)	4,100 (90,40)	4,490 (9,900)	4,880 (10,760)	5,360 (11,820)	5,530 (12,190)	5,850 (12,900)	6,180 (13,620)
Stationary	kg (lbs)	3,300 (7,280)	4,000 (8,820)	4,480 (9,880)	5,040 (11,110)	5,520 (12,170)	6,000 (13,230)	6,600 (14,550)	6,800 (14,990)	7,200 (15,870)	7,600 (16,750)

16.00-24DT											
Inflation	kPA (psi)	75 (11)	100 (15)	125 (18)	150 (22)	175 (25)	200 (29)	240 (35)	250 (36)	275 (40)	300 (44)
Load	kg (lbs)	3750 (8250)	4500 (9900)	5000 (11000)	5600 (12300)	6150 (13600)	6700 (14800)	7500 (16500)	7500 (16500)	8000 (17600)	8500 (18700)
Ply Rating		4	6			8		10		12	
LOADS AT OTHER SPEEDS											
65 km/h (40 mph)	kg (lbs)	2,180 (4,810)	2,610 (5,750)	2,900 (6,390)	3,250 (7,160)	3,570 (7,870)	3,890 (8,580)	4,350 (9,590)	4,350 (9,590)	4,640 (10,230)	4,930 (10,870)
50 km/h (30 mph)	kg (lbs)	2,550 (5,620)	3,060 (6,750)	3,400 (7,500)	3,810 (8,400)	4,180 (9,220)	4,560 (1,050)	5,100 (11,240)	5,100 (11,240)	5,440 (11,990)	5,780 (12,740)
25 km/h (15 mph)	kg (lbs)	3,000 (6,610)	3,600 (7,940)	4,000 (8,820)	4,480 (9,880)	4,920 (10,850)	5,360 (11,820)	6,000 (13,230)	6,000 (13,230)	6,400 (14,110)	6,800 (14,990)
20 km/h (12.5 mph)	kg (lbs)	3,150 (6,940)	3,780 (8,330)	4,200 (9,260)	4,700 (10,360)	5,170 (11,400)	5,630 (12,410)	6,300 (13,890)	6,300 (13,890)	6,720 (14,810)	7,140 (15,740)
15 km/h (10 mph)	kg (lbs)	3,260 (7,190)	3,920 (8,640)	4,350 (9,590)	4,870 (10,740)	5,350 (11,790)	5,830 (12,850)	6,530 (14,400)	6,530 (14,400)	6,960 (15,340)	7,400 (16,310)
10 km/h (5 mph)	kg (lbs)	3,750 (8,250)	4,500 (9,900)	5,000 (11,000)	5,600 (12,300)	6,150 (13,600)	6,700 (14,800)	7,500 (16,500)	7,500 (16,500)	8,000 (17,600)	8,500 (18,700)
4 km/h (2.5 mph)	kg (lbs)	4,310 (9,500)	5,180 (11,420)	5,750 (12,680)	6,440 (14,200)	7,070 (15,590)	7,700 (16,980)	8,630 (19,030)	8,630 (19,030)	9,200 (20,280)	9,780 (21,560)
Creep	kg (lbs)	4,880 (10,760)	5,850 (12,900)	6,500 (14,330)	7,280 (16,050)	8,000 (17,640)	8,710 (19,200)	9,750 (21,490)	9,750 (21,490)	10,400 (22,930)	11,050 (24,360)
Stationary	kg (lbs)	6,000 (13,230)	7,200 (15,870)	8,000 (17,640)	8,960 (19,750)	9,840 (21,690)	10,720 (23,630)	12,000 (26,460)	12,000 (26,460)	12,800 (28,220)	13,600 (29,980)

18.00-25DT

Inflation	kPA (psi)	75 (11)	100 (15)	125 (18)	150 (22)	175 (25)	200 (29)	240 (35)	250 (36)	275 (40)	300 (44)	325 (47)	350 (51)	375 (54)	400 (58)	425 (62)	450 (65)	475 (69)	500 (73)
Load	kg (lbs.)	3875 (8,550)	4625 (10,200)	5300 (11,700)	5800 (12,800)	6300 (13,900)	6,900 (15,200)	7,750 (17,100)	7,750 (17,100)	8,250 (18,200)	8,750 (19,300)	9,250 (20,400)	9,500 (20,900)	10,000 (22,000)	10,300 (22,700)	10,600 (23,400)	11,200 (24,700)	11,500 (25,400)	11,800 (26,000)
Ply Rating		4	6			8		10		12		14		16		18		20	
LOADS AT OTHER SPEEDS																			
65 km/h (40 mph)	kg (lbs)	2,250 (4,960)	2,610 (5,750)	2,990 (6,590)	3,360 (7,410)	3,650 (8,050)	4,000 (8,820)	4,350 (9,590)	4,500 (9,920)	4,790 (10,560)	5,080 (11,200)	5,220 (11,510)	5,510 (12,150)	5,800 (12,790)	5,970 (13,160)	6,150 (13,560)	6,320 (13,930)	6,670 (14,700)	6,840 (15,080)
50 km/h (30 mph)	kg (lbs)	2,640 (5,820)	3,060 (6,750)	3,500 (7,720)	3,940 (8,690)	4,280 (9,440)	4,690 (10,340)	5,100 (11,240)	5,270 (11,620)	5,610 (12,370)	5,950 (13,120)	6,120 (13,490)	6,460 (14,240)	6,800 (14,990)	7,000 (15,430)	7,210 (15,900)	7,410 (16,340)	7,820 (17,240)	8,020 (17,680)
25 km/h (15 mph)	kg (lbs)	3,100 (6,830)	3,600 (7,940)	4,120 (9,080)	4,640 (10,230)	5,040 (11,110)	5,520 (12,170)	6,000 (13,230)	6,200 (13,670)	6,600 (14,550)	7,000 (15,430)	7,200 (15,870)	7,600 (16,750)	8,000 (17,640)	8,240 (18,170)	8,480 (18,690)	8,720 (19,220)	9,200 (20,280)	9,440 (20,810)
20 km/h (12.5 mph)	kg (lbs)	3,260 (7,190)	3,780 (8,330)	4,330 (9,550)	4,870 (10,740)	5,290 (11,660)	58,00 (12,790)	6,300 (13,890)	6,510 (14,350)	6,930 (15,280)	7,350 (16,200)	7,560 (16,670)	7,980 (17,590)	8,400 (18,520)	8,650 (19,070)	8,900 (19,620)	9,160 (20,190)	9,660 (21,300)	9,910 (21,850)
15 km/h (10 mph)	kg (lbs)	3,370 (7,430)	3,920 (8,640)	4,480 (9,880)	5,050 (11,130)	5,480 (12,080)	6,000 (13,230)	6,530 (14,400)	6,740 (14,860)	7,180 (15,830)	7,610 (16,780)	7,830 (17,260)	8,270 (18,230)	8,700 (19,180)	8,960 (19,750)	9,220 (20,330)	9,480 (20,900)	10,010 (22,070)	10,270 (22,640)
10 km/h (5 mph)	kg (lbs)	3,875 (8,550)	4,625 (10,200)	5,300 (11,700)	5,800 (12,800)	6,300 (13,900)	6,900 (15,200)	7,750 (17,100)	7,750 (17,100)	8,250 (18,200)	8,750 (19,300)	9,250 (20,400)	9,500 (20,900)	10,000 (22,000)	10,300 (22,700)	10,600 (23,400)	11,200 (24,700)	11,500 (25,400)	11,800 (26,000)
4 km/h (2.5 mph)	kg (lbs)	4,460 (9,830)	5,180 (11,420)	5,920 (13,050)	6,670 (14,700)	7,240 (15,960)	7,930 (17,480)	8,630 (19,030)	8,910 (19,640)	9,490 (20,920)	10,060 (22,180)	10,350 (22,820)	10,930 (24,100)	11,500 (25,350)	11,840 (26,100)	12,190 (26,870)	12,530 (27,620)	13,220 (29,140)	13,570 (29,920)
Creep	kg (lbs)	5,040 (11,110)	5,850 (12,900)	6,700 (14,770)	7,540 (16,620)	8,190 (18,060)	8,970 (19,780)	9,750 (21,490)	10,080 (22,220)	10,730 (23,660)	11,380 (25,090)	11,700 (25,790)	12,350 (27,230)	13,000 (28,660)	13,390 (29,520)	13,780 (30,380)	14,170 (31,240)	14,950 (32,960)	15,340 (33,820)
Stationary	kg (lbs)	6,200 (13,670)	7,200 (15,870)	8,240 (18,170)	9,280 (20,460)	10,080 (22,220)	11,040 (24,340)	12,000 (26,460)	12,400 (27,340)	13,200 (29,100)	14,000 (30,860)	14,400 (31,750)	15,200 (33,510)	16,000 (35,270)	16,480 (36,330)	16,960 (37,390)	17,440 (38,450)	18,400 (40,560)	18,880 (41,620)

21.00-25DT

Inflation	kPA (psi)	150 (22)	175 (25)	200 (29)	240 (35)	250 (36)	275 (40)	300 (44)	325 (47)	350 (51)	375 (54)	400 (58)	425 (62)	450 (65)	475 (69)	500 (73)	525 (76)	550 (80)	575 (83)
Load	kg (lbs.)	7,500 (16,530)	8,250 (18,190)	9,000 (19,840)	10,000 (22,050)	10,000 (22,050)	10,600 (23,370)	11,200 (24,690)	11,800 (26,010)	12,500 (27,560)	12,850 (28,330)	13,200 (29,100)	14,000 (30,860)	14,500 (31,970)	14,500 (31,970)	15,000 (33,100)	15,500 (34,200)	16,000 (35,300)	16,500 (36,400)
Ply Rating		8	10		12		14	16		18		20	22		24	26		28	
LOADS AT OTHER SPEEDS																			
65 km/h (40 mph)	kg (lbs)	4,350 (9,590)	4,790 (10,560)	5,220 (11,510)	5,800 (12,790)	5,800 (12,790)	6B150 (13,560)	6,500 (14,330)	6,840 (15,080)	7,250 (15,980)	7,450 (16,420)	7,660 (16,890)	8,120 (17,900)	8,410 (18,540)	8,410 (18,540)	8,700 (19,180)	8,990 (19,820)	9,280 (20,460)	9,570 (21,100)
50 km/h (30 mph)	kg (lbs)	5,100 (11,240)	5,610 (12,370)	6,120 (13,490)	6,800 (14,990)	6,800 (14,990)	7B210 (15,900)	7,620 (16,800)	8,020 (17,680)	8,500 (18,740)	8,740 (19,270)	8,980 (19,800)	9,520 (20,990)	9,860 (21,740)	9,860 (21,740)	10,200 (22,490)	10,540 (23,240)	10,880 (23,990)	11,220 (24,740)
25 km/h (15 mph)	kg (lbs)	6,000 (13,230)	6,600 (14,550)	7,200 (15,870)	8,000 (17,640)	8,000 (17,640)	8,480 (18B690)	8,960 (19,750)	9,440 (20,810)	10,000 (22,050)	10,280 (22,660)	10,560 (23,280)	11,200 (24,690)	11,600 (25,570)	11,600 (25,570)	12,000 (26,460)	12,400 (27,340)	12,800 (28,220)	13,200 (29,100)
20 km/h (12.5 mph)	kg (lbs)	6,300 (13,890)	6,930 (15,280)	7,560 (16,670)	8,400 (18,520)	8,400 (18,520)	8,900 (19,620)	9,410 (20,750)	9,910 (21,850)	10,500 (23,150)	10,790 (23,790)	11,090 (24,450)	11,760 (25,930)	12,180 (26,850)	12,180 (26,850)	12,600 (27,780)	13,020 (28,700)	13,440 (29,630)	13,860 (30,560)
15 km/h (10 mph)	kg (lbs)	6,530 (14,400)	7,180 (15,830)	7,830 (17,260)	8,700 (19,180)	8,700 (19,180)	9,220 (20,330)	9,740 (21,470)	10,270 (22,640)	10,880 (23,990)	11,180 (24,650)	11,480 (25,310)	12,180 (26,850)	12,620 (27,820)	12,620 (27,820)	13,050 (28,770)	13,490 (29,740)	13,920 (30,690)	14,360 (31,660)
10 km/h (5 mph)	kg (lbs)	7,500 (16,530)	8,250 (18,190)	9,000 (19,840)	10,000 (22,050)	10,000 (22,050)	10,600 (23,370)	11,200 (24,690)	11,800 (26,010)	12,500 (27,560)	12,850 (28,330)	13,200 (29,100)	14,000 (30,860)	14,500 (31,970)	14,500 (31,970)	15,000 (33,100)	15,500 (34,200)	16,000 (35,300)	16,500 (36,400)
4 km/h (2.5 mph)	kg (lbs)	8,630 (19,030)	9,490 (20,920)	10,350 (22,820)	11,500 (25,350)	11,500 (25,350)	12,190 (26,870)	12,880 (28,400)	13,570 (29,920)	14,370 (31,680)	14,780 (32,580)	15,180 (33,470)	16,100 (35,490)	16,680 (36,770)	16,680 (36,770)	17,250 (38,030)	17,830 (39,310)	18,400 (40,560)	18,980 (41,840)
Creep	kg (lbs)	9,750 (21,490)	10,730 (23,660)	11,700 (25,790)	13,000 (28,660)	13,000 (28,660)	13,780 (30,380)	14,560 (32,100)	15,340 (33,820)	16,250 (35,820)	16,710 (36,840)	17,160 (37,830)	18,200 (40,120)	18,850 (41,560)	18,850 (41,560)	19,500 (42,990)	20,150 (44,420)	20,800 (45,860)	21,450 (47,290)
Stationary	kg (lbs)	12,000 (26,460)	13,200 (29,100)	14,400 (31,750)	16,000 (35,270)	16,000 (35,270)	16,960 (37,390)	17,920 (39,510)	18,880 (41,620)	20,000 (44,090)	20,560 (45,330)	21,120 (46,560)	22,400 (49,380)	23,200 (51,150)	23,200 (51,150)	24,000 (52,910)	24,800 (54,670)	25,600 (56,440)	26,400 (58,200)

HIGH FLOTATION TIRES USED IN AGRICULTURAL, FORESTRY, AND OFF-THE-ROAD SERVICE

Tire Size	Speed (mph)	TIRE LOAD LIMITS (LBS.) AT VARIOUS COLD INFLATION PRESSURES (PSI)											
		10	15	20	25	30	35	40	45	50	55	60	65
66X44.00-25NHS	30	6,000	7,600 (6)	9,100	10,200	11,400	12,800	13,600 (16)	14,300	15,700 (20)	16,500	17,100	18,200 (26)
	20	6,700	8,500	10,200	11,400	12,800	14,300	15,200	16,000	17,600	18,500	19,200	20,400
	10	7,900	10,000	12,000	13,500	15,000	16,900	18,000	18,900	20,700	21,800	22,600	24,000
	5	9,500	12,000	14,400	16,100	18,000	20,200	21,500	22,600	24,800	26,100	27,000	28,800
	Creep	12,000	15,200	18,200	20,400	22,800	25,600	27,200	28,600	31,400	33,000	34,200	36,400
	Stationary	15,900	20,100	24,100	27,000	30,200	33,900	36,000	37,900	41,600	43,700	45,300	48,200
68X50.00-32NHS	30	5,840	7,400	8,800	9,900	11,000	12,300 (16)	13,200	14,300 (20)	----	----	----	----
	20	6,550	8,300	9,850	11,100	12,300	13,800	14,800	16,000	----	----	----	----
	10	7,700	9,750	11,600	13,100	14,500	16,200	17,400	18,900	----	----	----	----
	5	9,250	11,700	13,900	15,600	17,400	19,400	20,900	22,600	----	----	----	----
	Creep	11,700	14,800	17,600	19,800	22,000	24,600	26,400	28,600	----	----	----	----
	Stationary	15,500	19,600	23,300	26,200	29,200	32,600	35,000	37,900	----	----	----	----
66X43.00-25NHS	30	5,840	7,400	8,800	9,900 (10)	11,000 (12)	12,300 (14)	13,200 (16)	13,900	14,800 (20)	15,700	16,500	17,600 (26)
	20	6,550	8,300	9,850	11,100	12,300	13,800	14,800	15,600	16,600	17,600	18,500	19,700
	10	7,700	9,750	11,600	13,100	14,500	16,200	17,400	18,300	19,500	20,700	21,800	23,200
	5	9,250	11,700	13,900	15,600	17,400	19,400	20,900	22,000	23,400	24,800	26,100	27,800
	Creep	11,700	14,800	17,600	19,800	22,000	24,600	26,400	27,800	29,600	31,400	33,000	35,200
	Stationary	15,500	19,600	23,300	26,200	29,200	32,600	35,000	36,800	39,200	41,600	43,700	46,600
66X43.00-26NHS	30	5,840	7,400	8,800	9,900	11,000	12,000 (14)	13,200 (16)	13,900	14,800 (20)	15,700	16,500	17,100 (26)
	20	6,550	8,300	9,850	11,100	12,300	13,400	14,800	15,600	16,600	17,600	18,500	19,200
	10	7,700	9,750	11,600	13,100	14,500	15,800	17,400	18,300	19,500	20,700	21,800	22,600
	5	9,250	11,700	13,900	15,600	17,400	19,000	20,900	22,000	23,400	24,800	26,100	27,000
	Creep	11,700	14,800	17,600	19,800	22,000	24,000	26,400	27,800	29,600	31,400	33,000	34,200
	Stationary	15,500	19,600	23,300	26,200	29,200	31,800	35,000	36,800	39,200	41,600	43,700	45,300
67X34.00-25NHS	30	5,840	7,400	8,800	10,200	11,400 (10)	12,300	13,200 (14)	14,300	15,200	16,100 (20)	----	----
	20	6,550	8,300	9,850	11,400	12,800	13,800	14,800	16,000	17,000	18,000	----	----
	10	7,700	9,750	11,600	13,500	15,000	16,200	17,400	18,900	20,100	21,300	----	----
	5	9,250	11,700	13,900	16,100	18,000	19,400	20,900	22,600	24,000	25,400	----	----
	Creep	11,700	14,800	17,600	20,400	22,800	24,600	26,400	28,600	30,400	32,200	----	----
	Stationary	15,500	19,600	23,300	27,000	30,200	32,600	35,000	37,900	40,300	42,700	----	----
67X34.00-26NHS	30	5,840	7,400	8,800	9,900	11,000	12,000	13200 (14)	13,900	14,800	15700 (20)	----	----
	20	6,550	8,300	9,850	11,100	12,300	13,400	14,800	15,600	16,600	17,600	----	----
	10	7,700	9,750	11,600	13,100	14,500	15,800	17,400	18,300	19,500	20,700	----	----
	5	9,250	11,700	13,900	15,600	17,400	19,000	20,900	22,000	23,400	24,800	----	----
	Creep	11,700	14,800	17,600	19,800	22,000	24,000	26,400	27,800	29,600	31,400	----	----
	Stationary	15,500	19,600	23,300	26,200	29,200	31,800	35,000	36,800	39,200	41,600	----	----
DH73x44.00-32 VA73x43.00-32	30	6,800	8,550	10,200	11,700	12,800 (12)	14,300	15,200 (16)	16,500	17,600 (20)	----	----	----
	20	7,600	9,600	11,400	13,100	14,300	16,000	17,000	18,500	19,700	----	----	----
	10	9,000	11,300	13,500	15,400	16,900	18,900	20,100	21,800	23,200	----	----	----
	5	10,700	13,500	16,100	18,500	20,200	22,600	24,000	26,100	27,800	----	----	----
	Creep	13,600	17,100	20,400	23,400	25,600	28,600	30,400	33,000	35,200	----	----	----
	Stationary	18,000	22,700	27,000	31,000	33,900	37,900	40,300	43,700	46,600	----	----	----

CONTINUES ON NEXT PAGE

HIGH FLOTATION TIRES USED IN AGRICULTURAL, FORESTRY, AND OFF-THE-ROAD SERVICE CONTINUED

Tire Size	Speed (mph)	TIRE LOAD LIMITS (LBS.) AT VARIOUS COLD INFLATION PRESSURES (PSI)											
		10	15	20	25	30	35	40	45	50	55	60	65
DH73x50.00-32	30	6,950	8,800	10,500	12,000	13,200	14,800 (16)	15,700	17,100 (20)	----	----	----	----
	20	7,800	9,850	11,800	13,400	14,800	16,600	17,600	19,200	----	----	----	----
	10	9,150	11,600	13,900	15,800	17,400	19,500	20,700	22,600	----	----	----	----
	5	11,000	13,900	16,600	19,000	20,900	23,400	24,800	27,000	----	----	----	----
	Creep	13,900	17,600	21,000	24,000	26,400	29,600	31,400	34,200	----	----	----	----
	Stationary	18,400	23,300	27,800	31,800	35,000	39,200	41,600	45,300	----	----	----	----

Notes:

1. The small index numbers denote ply ratings for which accompanying loads and inflations are maximum.
2. For variable loading operations where load increase or decrease, the load per tire when the vehicle is empty must be less than 40% of the load on the tire when the vehicle is fully loaded. Maximum load may not be carried for more than one mile before unloading operation starts. Loading or unloading must be completed within one mile.
3. For operations at other speeds with no change in inflation pressure, the loads in the above table may be changed as follows:

MAXIMUM SPEED (mph)	% CHANGE IN LOADS
20	+12
10	+32
5	+58
*Creep	+100
Stationary	+165

4. Creep Speed is a travel rate of not over 200 feet in a 30 minute period

RADIAL PLY TERRA

High Flotation Tires Used in Agricultural, Logging, and Off-the-Road Service
TIRES USED AS SINGLES WITH NO SUSTAINED HIGH TORQUE

MAX SPEED 30 MPH	TIRE LOAD LIMITS (LBS.) AT VARIOUS COLD INFLATION PRESSURES (PSI)														
TIRE SIZE	6	9	12	15	17	20	23	26	29	32	35	38	41	44	46
1000/50R25	5,360	6,400	7,400	8,550	9,650 (159)	10,700	11,700 (166)	12,300	13,200	13,600	13,900 (172)	14,800	15,200	16,100	16,500 (178)
1050/50R25	5,840	6,950	8,050	9,350	10500 (162)	11,700	12,800 (169)	13,600	14,300	14,800	15,200 (175)	16,100	16500 (178)	----	----
1050/50R32	6,400	7,600	8,800	10,200	11400 (165)	12,800	13,900 (172)	14,800	15,700	16,100	16,500 (178)	----	----	----	----
LSW1100/45R46	10,200*	12,300*	14,300	16,500	18200 (181)	20,400	22,700 (189)	24,000	24,700	26,000	26,800 (195)	----	----	----	----
LSW1100/45R46 (Muck Master)	8,800*	10,500*	12,300	13,900	15700 (176)	17,600	19,300 (183)	20,400	21,500	22,000	23,400 (190)	----	----	----	----
1250/40R25	6,150	7,400	8,800	9,900	11,000 (164)	12,300	13,600 (171)	14,300	15200 (175)	15,700	16,500 (178)	17,100	17600 (180)	----	----
1250/35R32	6,000	7,400	8,550	9,650	11,000 (164)	12,000	13,200 (170)	14,300	14,800	15,700	16,100 (177)	----	----	----	----
1250/50R32	8,550	10,200	11,700	13,600	15,200 (175)	17,100	18,700 (182)	19,800	20400 (185)	21,500	22,000 (188)	----	----	----	----
1250/35R42	6,800	8,250	9,650	11,000	12,300 (168)	13,600	15,200 (175)	16,100	16500 (178)	17,600	18,200 (181)	----	----	----	----
LSW1250/35R46	9,900*	12,000*	13,900	16,100	18,200 (181)	19,800	22,000 (188)	23,400	24,700	25,400	26,800 (195)	--	--	--	--
LSW1250/40R46	9,650*	11,700*	13,600	15,200	17,100 (179)	19,300	20,900 (186)	22,700	23,400	24,700	25,400 (193)	----	----	----	----
LSW1400/30R46	10,500*	12,300*	14,800	16,500	18,700 (182)	20,900	22,700 (189)	24,000	25,400	26,800	27,600 (196)	----	----	----	----

Notes:

1. For Loads at other conditions see notes 1, 2, and 3 on previous page.
2. The number in parentheses is tire's load index
3. The loads with an asterisk are for calulation of dual loads only.

DIAGONAL (BIAS) PLY TIRES USED FOR SKID-STEER/MINI-LOADER SERVICE

MAX SPEED 5 MPH	TIRE LOAD LIMITS (LBS.) AT VARIOUS COLD INFLATION PRESSURES (PSI)												
TIRE SIZE	20	25	30	35	40	45	50	55	60	65	70	75	80
10-16.5 NHS	----	----	2,760 (4)	3,020	3,260	3,500 (5)	3,720	3,930	4,140 (8)	----	----	----	----
12-16.5 NHS	----	----	3,560	3,900	4,220 (6)	4,520	4,810 (8)	5,080	5,350	5,600 (10)	5,850	6,090	6,330 (12)
14-17.5 NHS	----	----	4,820 (6)	5,270	5,700 (8)	6,110	6,490	6,870 (10)	----	----	----	----	----
15-19.5 NHS	----	----	6,130 (6)	6,710	7,250 (8)	7,770	8,260 (10)	8,740	9,190 (12)	9,360	10,060 (14)	10,470	10,880 (16)
31x15.50-15 NHS	2,700 (4)	3,050	3,395 (6)	3,695	4,015	4,360 (8)	----	----	----	----	----	----	----

Notes:

1. Number in (parentheses) denote ply rating or load range to which loads and inflations are maximum.
2. For 10 MPH service, the above loads must be reduced 21% at the same pressures.

DIAGONAL (BIAS) PLY LOG SKIDDER DRIVE WHEEL TIRES USED IN LOGGING OR FORESTRY SERVICE (OTHER THAN ON CABLE OR GRAPPLE SKIDDERS) TIRES USED AS SINGLES

MAX SPEED 20 MPH (30 KM/H)		TIRE LOAD LIMITS (LBS.) AT VARIOUS COLD INFLATION PRESSURES (PSI)																		
Tire Size	psi	20		25		30		35		40		45	50	
	kPa	140		170		210		240		*275/280		310	340	
16.9-30	lbs.	4,400		5,080		5,680 (10)	141	6,150		6,600 (14)	146	----	----	
	kg	2,000		2,300		2,575 (10)		2,800		3,000 (14)				
18.4-26	lbs.	4,940		5,680 (10)	141	6,400 (12)	145	----		----		----	----	
	kg	2,240		2,575 (10)		2,900 (12)								
18.4-34	lbs.	5,680		6,400 (10)	145	----		----		----		----	----	
	kg	2,575		2,900 (10)										
23.1-26	lbs.	7,150 (10)	149	8,250		9,100 (14)	157	9,900 (16)	160	10,700 (20)	163	----	----	
	kg	3,250 (10)		3,750		4,125 (14)		4,500 (16)		4,875 (20)				
24.5-32	lbs.	8,800		9,900 (12)	160	11000 (16)	164	12,000 (18)	167	13,200 (20)	170	----	----	
	kg	4,000		4,500 (12)		5000 (16)		5,450 (18)		6,000 (20)				
LOW SECTION HEIGHT														
28L-26	lbs.	8,250 (12)	154	9,350 (14)	158	10,500 (16)	162	11,400 (20)	165	----		----	----	
	kg	3,750 (12)		4,250 (14)		4,750 (16)		5150 (20)						
30.5L-32	lbs.	10,500 (12)	162	11,700 (16)	166	13,200 (20)	170	14,300		15,700 (26)	176	16,500	17,600 (32)	180
	kg	4,750 (12)		5,300 (16)		6,000 (20)		6,500		7,100 (26)		75,00	8,000 (32)	
DH35.5L-32	lbs.	13,900 (16)	172	16,100 (20)	177	17,600		19,300 (26)	183	20,900 (30)	186			
	kg	6,300 (16)		7,300 (20)		8,000		8,750 (26)		9,500 (30)				

TIRE TYPE NOMENCLATURE	
CODE NO.	TIRE TYPE
LS-2	INTERMEDIATE TREAD
LS-3	DEEP TREAD

Notes:

1. Figures in (parentheses) denote ply rating or load range for which bold face loads and inflations are maximum. Numbers after ply ratings are Load Index numbers.
2. For shipping purposes, tire inflation may be increased to 30 psi (210 kPa). Inflation pressures must be adjusted to correct operating pressure before skidder is removed from carrier. Consult tire manufacturer for minimum tire shipping pressure.
3. "Tire Load Limit" for log skidders is defined as the maximum load for an indiviidual tire due to the total radial forces imposed on the tire DURING OPERATION. This maximum load includes total vehicle weight with accessories and weight transfer. For grapple and cable skidders, refer to table below.
4. For load and carry type of logging operations such as loaders equipped with log forks and feller bunchers, with maximum speed of 5 mph (10 km/h), above tire load limits may be increased 50% with 5 psi (35 kPa) increase in inflation pressure. Maximum length of carry is 500 feet (150 m).
5. When used as duals, tire loads must be reduced. Multiply figures in table by .88.
6. Consult rim and wheel manufacturer for rims for this type of service.
7. For transport service and operations that do not require sustained high torque, the following load limits apply (table to the right):

MAX SPEED	% CHANGE IN LOADS	CHANGE IN INFL. PRESSURE
Stationary	+170	+5 PSI (30 kPa)
10 MPH (15 KM/H)	+20	NONE
15 MPH (25 KM/H)	+15	NONE
20 MPH (30 KM/H)	NONE	NONE
25 MPH (40 KM/H)	-10	NONE

DIAGONAL (BIAS) PLY LOG SKIDDER DRIVE WHEEL TIRES USED ON CABLE OR GRAPPLE SKIDDERS TIRES USED AS SINGLES

MAX SPEED 5 MPH (10 KM/H)		TIRE LOAD LIMITS (LBS.) AT VARIOUS COLD INFLATION PRESSURES (PSI)															
Tire Size	psi	25		30		35		40		45		50	55	
	kPa	170		210		240		*275/280		310		340	380	
18.4-26	lbs.	6,950		8,050 (10)	153	9,100 (12)	157	----		----		----	----	
	kg	3,150		3,650 (10)		4,125 (12)								
18.4-34	lbs.	8,050		9,100 (10)	157	----		----		----		----	----	
	kg	3,650		4,125 (10)										
23.1-26	lbs.	9,900 (10)	160	11,700		12,800 (14)	169	13,900 (16)	172	15,200 (20)	175	----	----	
	kg	4,500 (10)		5,300		5,800 (14)		6,300 (16)		6,900 (20)				
24.5-32	lbs.	12,300		13,900 (12)	172	15,200 (16)	175	17,100 (18)	179	18,700 (20)	182	----	----	
	kg	5,600		6,300 (12)		6,900 (16)		7,750 (18)		8,500 (20)				
LOW SECTION HEIGHT														
28L-26	lbs.	11,700 (12)	166	13,200 (14)	170	14,800 (16)	174	16,100 (20)	177	----		----	----	
	kg	5,300 (12)		6,000 (14)		6,700 (16)		7,300 (20)						
30.5L-32	lbs.	14,800 (12)	174	16,500 (16)	178	18,700 (20)	182	19,800		22,000 (26)	188	23,400	24,700 (32)	192
	kg	6,700 (12)		7,500 (16)		8,500 (20)		9,000		10,000 (26)		10,600	11,200 (32)	
DH35.5L-32	lbs.	19,800 (16)	184	22,700 (20)		24,700		26,800 (26)	195	29,100 (30)	198	----	----	
	kg	9,000 (16)		10,300 (20)		11,200		12,150 (26)		13,200 (30)				

Notes:

1. Figures in (parentheses) denote ply rating or load range for which bold face loads and inflations are maximum.
2. For shipping purposes, tire inflation may be increased to 30 psi (210 kPa). Inflation pressures must be adjusted to correct operating pressure before skidder is removed from carrier. Consult tire manufacturer for minimum tire shipping pressure.
3. "Tire Load Limit" for log skidders is defined as the maximum load for an indiviidual tire due to the total radial forces imposed on the tire DURING OPERATION. This maximum load includes total vehicle weight with accessories, plus load increases due to log winching or grappling loads and weight transfer.
4. The table above applies only to log skidder tires used on cable or grapple skidders with a maximum speed of 5 mph (10 km/h). For use on other types of logging or forestry equipment or at speeds greater than 5 mph (10 km/h) refer to the table at the top of this page.
5. When used as duals, tire loads must be reduced. Multiply figures in table by .88.
6. Consult rim and wheel manufacturer for rims for this type of service.

MATERIAL HANDLING LOADS

Size	Service Condition Application Speed			Counterbalanced Lift Truck		Industrial Vehicle Loads			
				Front/Drive	Rear/Steer	Smooth Floor Only		Other Than Smooth Floor	
	Ply Rating	Catalog Number	PSI (kPa)	up to 10 mph (15 km/h)	up to 15 mph (25 km/h)	5 mph (10 km/h)	10 mph (15 km/h)	5 mph (10 km/h)	10 mph (15 km/h)
				lbs. (kg)	lbs. (kg)	lbs. (kg)	lbs. (kg)	lbs. (kg)	lbs. (kg)
TITAN T40									
32x12-15 NHS	20	44P226	145 (1,000)	13,400 (6,080)	10,200 (4,625)	10,200 (4,625)	8,050 (3,650)	9,150 (4,150)	7,250 (3,290)
35x15-15 NHS	24	44P376	145 (1,000)	17,600 (8,000)	13,200 (6,000)	13,200 (6,000)	10,500 (4,750)	12,000 (5,450)	9,650 (4,375)
35x15-15 NHS	28	44P377	145 (1,000)	17,600 (8,000)	13,200 (6,000)	13,200 (6,000)	10,500 (4,750)	12,000 (5,450)	9,650 (4,375)
TITAN T44									
44x18-20 NHS	32	44T3K1	145 (1,000)	26,800 (12,150)	20,400 (9,250)	20,400 (9,250)	16,100	18,200 (8,250)	14,300 (6,500)
42x21-22 NHS	32	44T3J5	145 (1,000)	33,300 (15,105)	25,300 (11,475)	25,300 (11,475)	20,000 (9,070)	22,800 (10,340)	18,000 (8,165)
TITAN PWT									
7.00-12 NHS	12	44P212	125 (860)	5,995 (2,720)	4,555 (2,065)	4,555 (2,065)	3,595 (1,630)	4,100 (1,860)	3,235 (1,465)
7.50-16 NHS	12	44P2K8	115 (790)	8,015 (3,635)	6,090 (2,760)	6,090 (2,760)	4,810 (2,180)	5,485 (2,490)	4,330 (1,965)
8.25-15 NHS	12	44P231	105 (720)	8,680 (3,935)	6,595 (2,990)	6,595 (2,990)	5,210 (2,365)	5,935 (2,690)	4,685 (2,125)
8.25-15 NHS	14	44P2D5	120 (830)	9,385 (4,255)	7,135 (3,235)	7,135 (3,235)	5,630 (2,555)	6,420 (2,910)	5,070 (2,300)
250-15 NHS	16	4492H1	135 (930)	9,450 (4,285)	7,200 (3,265)	7,200 (3,265)	5,680 (2,575)	6,450 (2,925)	5,100 (2,315)
250-15 NHS	18	44P2H2	145 (1,000)	9,900 (4,500)	7,400 (3,350)	7,400 (3,350)	5,840 (2,650)	6,800 (3,075)	5,360 (2,430)
28x12-15 NHS	20	44P262	145 (1,000)	10,700 (5,300)	8,050 (3,650)	8,050 (3,650)	6,400 (2,900)	7,150 (3,250)	5,680 (2,575)
28x9-15 NHS	12	44P2B5	120 (830)	6,880 (3,120)	5,230 (2,370)	5,230 (2,370)	4,125 (1,870)	4,705 (2,135)	3,715 (1,685)
28x9-15 NHS	14	44P2D3	140 (970)	7,530 (3,415)	5,720 (2,595)	5,720 (2,595)	4,515 (2,050)	5,150 (2,335)	4,065 (1,845)
29x8-15 NHS	12	44P216	125 (860)	6,870 (3,115)	5,220 (2,370)	5,220 (2,370)	4,120 (1,870)	4,700 (2,130)	3,710 (1,685)
32x15-15 NHS	24	44P3G7	145 (1,000)	15,700 (7,100)	11,700 (5,300)	11,700 (5,300)	9,350 (4,250)	10,700 (4,875)	8,550 (3,875)
36x11-15 NHS	16	44P2F9	115 (790)	12,290 (5,575)	9,340 (4,235)	9,340 (4,235)	7,375 (3,345)	8,405 (3,815)	6,635 (3,010)
36x11-15 NHS	24	44P6F9	145 (1,000)	14,100 (6,395)	10,700 (4,855)	10,700 (4,855)	8,450 (3,835)	9,650 (4,375)	7,600 (3,445)
TITAN INDUSTRIAL DEEP TREAD (IDT)									
5.70/5.00-8 NHS	10	4542A1	145 (1,000)	2,760 (1,250)	2,090 (950)	2,090 (950)	1,650 (750)	1,870 (850)	1,480 (670)
6.90 /6.00-9 NHS	10	454204	125 (860)	3,715 (1,685)	2,820 (1,280)	2,820 (1,280)	2,230 (1,010)	2,540 (1,150)	2,000 (905)
6.50-10 NHS	10	454263	115 (790)	4,225 (1,915)	3,210 (1,455)	3,210 (1,455)	2,535 (1,150)	2,890 (1,310)	2,280 (1,035)
7.50-10 NHS	12	454287	120 (830)	5,655 (2,565)	4,300 (1,950)	4,300 (1,950)	3,395 (1,540)	3,870 (1,755)	3,055 (1,385)
7.00-12 NHS	12	454212	125 (860)	5,995 (2,720)	4,555 (2,065)	4,555 (2,065)	3,595 (1,630)	4,100 (1,860)	3,235 (1,465)
7.00-12 NHS	14	4542D7	145 (1,000)	6,535 (2,965)	4,970 (2,255)	4,970 (2,255)	3,920 (1,780)	4,470 (2,030)	3,530 (1,600)
7.50-15 NHS	12	454269	115 (790)	7,690 (3,490)	5,845 (2,650)	5,845 (2,650)	4,615 (2,095)	5,260 (2,385)	4,150 (1,880)
8.25-15 NHS	12	454231	105 (720)	8,680 (3,935)	6,595 (2,990)	6,595 (2,990)	5,210 (2,365)	5,935 (2,690)	4,685 (2,125)
8.25-15 NHS	14	4542D5	120 (830)	9,385 (4,255)	7,135 (3,235)	7,135 (3,235)	5,630 (2,555)	6,420 (2,910)	5,070 (2,300)
29x8-15 NHS	12	454216	125 (860)	6,870 (3,115)	5,220 (2,370)	5,220 (2,370)	4,120 (1,870)	4,700 (2,130)	3,710 (1,685)
30X8-15 NHS	12	454251	125 (860)	6,940 (3,150)	5,275 (2,395)	5,275 (2,395)	4,165 (1,890)	4,745 (2,150)	3,745 (1,700)
TITAN INDUSTRIAL SERVICE									
5.70-8 NHS	6	40B206	90 (620)	---	---	1,530 (695)	1,210 (550)	1,415 (640)	1,115 (505)
5.70-8 NHS	8	40B208	120 (830)	---	1,830 (830)	1,830 (830)	1,445 (655)	1,675 (760)	1,320 (600)

CONTINUES ON NEXT PAGE

MATERIAL HANDLING LOADS CONTINUED

Size	Service Condition Application Speed			Counterbalanced Lift Truck		Industrial Vehicle Loads					
				Front/Drive	Rear/Steer	Smooth Floor Only			Other Than Smooth Floor		
	Ply Rating	Catalog Number	PSI (kPa)	up to 10 mph (15 km/h) lbs. (kg)	up to 15 mph (25 km/h) lbs. (kg)	PSI (kPa)	5 mph (10 km/h) lbs. (kg)	10 mph (15 km/h) lbs. (kg)	PSI (kPa)	5 mph (10 km/h) lbs. (kg)	10 mph (15 km/h) lbs. (kg)
TITAN PWT											
9.00-20 NHS	12	44P218	95 (660)	11,800 (5,350)	8,950 (4,060)	104 (720)	10,600 (4,810)	10,200 (4,625)	87 (600)	7,850 (3,560)	6,800 (3,085)
9.00-20 NHS	14	44P2E8	110 (760)	12,800 (5,805)	9,750 (4,425)	122 (840)	11,540 (5,235)	11,120 (5,045)	102 (700)	8,550 (3,880)	7,450 (3,380)
10.00-20 NHS	16	44P2E9	115 (790)	14,910 (6,765)	11,330 (5,140)	131 (900)	13,750 (6,235)	13,250 (6,010)	109 (750)	10,200 (4,625)	8,850 (4,015)
11.00-20 NHS	16	44P2E2	110 (760)	15,845 (7,185)	12,040 (5,460)	126 (870)	14,450 (6,555)	13,900 (6,305)	105 (720)	10,700 (4,855)	9,300 (4,220)
12.00-20 NHS	18	44P2E3	115 (790)	18,600 (8,435)	14,100 (6,395)	131 (900)	17,300 (7,845)	16,650 (7,550)	109 (750)	12,800 (5,805)	11,150 (5,060)
12.00-20 NHS	20	44P2A7	130 (900)	19,900 (9,025)	15,100 (6,850)	144 (990)	18,350 (8,325)	17,700 (8,030)	120 (830)	13,600 (6,170)	11,850 (5,375)
TITAN TT472											
10.00-20 NHS	18	472224	130 (900)	16,000 (7,260)	12,200 (5,535)	148 (1,020)	14,850 (6,735)	14,300 (6,485)	123 (850)	11,000 (4,990)	9,570 (4,340)
12.00-20 NHS	20	4722A7	130 (900)	19,900 (9,025)	15,100 (6,850)	144 (990)	18,350 (8,325)	17,700 (8,030)	120 (830)	13,600 (6,170)	11,850 (5,375)

APPROVED RIM CONTOURS

BIAS EARTHMOVING		
Tire size	Recommended Rim	Approved Rims
13.00-24TG (12 PR)	9.00GR	10.00VA, 8.00TG
13.00-24TG (14 PR)	8.00TG	10.00VA
13.00-24TG (16 PR)	10.00VA	
14.00-24TG (12 PR)	9.00GR	10.00VA, 8.00TG
14.00-24TG (14 PR)	8.00TG	10.00VA
14.00-24TG (16 PR)	10.00VA	
14.00-24NHS*	10.00W	
14.00-25NHS*	10.00/1.5	
LSW330-851	851x254LSW	

* Tube Type

PAVER/SAND		
Tire size	Recommended Rim	Approved rims
14.00-20DT	10.00W	
16.00-24DT	10.00VA	
18.00-25DT	10.00/1.5	
21.00-25DT	15.00/3.0	

BIAS GRADER SERVICE		
Tire size	Recommended Rim	Approved rims
13.00-24TG (12 PR)	9.00GR	10.00VA, 8.00TG
13.00-24TG (14 PR)	8.00TG	10.00VA
13.00-24TG (16 PR)	10.00VA	
14.00-24TG (12 PR)	9.00GR	10.00VA, 8.00TG
14.00-24TG (14 PR)	8.00TG	10.00VA
14.00-24TG (16 PR)	10.00VA	
16.00-24TG (12 PR)	10.00VA	9.00GR
16.00-24TG (14 PR & UP)	10.00VA	
LSW 330-851	851x254LSW	
LSW 360-851	851x254LSW	
LSW 395-851	851x317LSW	

BIAS LOADER/DOZER SERVICES		
Tire size	Recommended Rim	Approved rims
400/70-20	W14L	14, 13, 13SDC
LSW 400-648	648x356LSW	
21.00-25DT	15.00/3.0	

BIAS CONTAINER HANDLING		
Tire size	Recommended Rim	Approved rims
14.00-24NHS	10.00W	

BIAS UNDERGROUND MINE/MATERIAL HANDLING		
Tire size	Recommended Rim	Approved rims
6.00-9NHS (6.90-9NHS)	4.00E	
6.50-10NHS	5.00F	5.50F
7.50-10NHS (12 PR & BELOW)	5.50F	5.00F
7.50-10NHS (14 PR & UP)	6.00SP	6.00ST
7.00-12NHS	5.00S	
7.50-15NHS	6.0	6.5
8.25-15NHS	6.5	6.50BD
9.00-20NHS	7.0	7.5
10.00-20NHS	7.5	8
11.00-20NHS	8.0	8.5
12.00-20NHS	8.5	8.0, 9.0
12.00-24NHS	8.5	9
14.00-24NHS	10.00W	
29x8-15NHS	5.5	5.50BD
30x8-15NHS	6.0	5.50BD, 5.5
32x12-15NHS	9.75	9.75, 9.75BD
35x15-15NHS** (16 PR & BELOW)	10.50	11.00BD, 11.00
35x15-15NHS** (20PR & UP)	11.50	11.00BD, 11.00
28x9-15NHS	7.0	7.00BD
28x12-15NHS	9.75BD	
32x15-15NHS**	11.50	10.50, 11.00BD, 11.0
36x11-15NHS	7.5	7.50BD
44x18.00-20NHS	15.00T	
42x21.00-22NHS	18.00	

** Tubeless

BIAS FORESTRY		
Tire size	Recommended Rim	Approved rims
18.4-26	DW16A	
18.4-34	DW16A	DW15A
23.1-26	DW20A	DW20B
24.5-32 (12 PR & BELOW)	DH21	DW21A, DW21B, DH21B, DH21H, DH21HB
24.5-32 (16 PR & UP)	DH21	DH21B, DH21H, DH21HB
28L-26	DW25A	DW25B
30.5L-32 (12 PR & BELOW)	DH27	DW27A, DW27B, DH27B, DH27H, DH27HB
30.5L-32 (16 PR & UP)	DH27	DH27B, DH27H, DH27HB
DH35.5L-32	DH31	DH31B, DH31H, DH31HB
66x43.00-25NHS	36.0TH	
67x34.00-25NHS	30.0TH	
DH73x44.00-32	DH36	DH36B, DH36H, DH36HB, 36DWM
DH73x50.00-32	DH44	DW44A, DW44B, WWDWM, DH44H, DH44HB, DH44B

APPROVED RIM CONTOURS CONTINUED

RADIAL BACKHOE

Tire size	Recommended Rim	Approved Rims
340/80R18	11	W10H, W11
400/70R18	W13	W12
440/80R24	W14L	W15L
440/80R28	W14L	W15L
460/70R24	W14L	W15L
480/80R26	W15L	W16L, DW15A, DW16A
500/70R24	W16L	W15L, DW16A, W16A
500/85R24	W16L	W15L, DW16A, W16A
540/70R24	W16L	DW18A, W18L, W16A, DW16A
19.5LR24	DW16L	DW16A, W16A

BIAS BACKHOE

Tire size	Recommended Rim	Approved Rims
9.00-10HS	6.00F (2-piece)	5.50F (2- piece)
11.00-16SL	W8L	8LB, W10L, 10LB
12.4-16	W10L	10LB
14.9-24	W13	W12
16.9-24	W15L	
16.9-28	W15L	W14L
16.9-30	W15L	DW15A, W14L, DW14A
18.4-24	W16L	W15L, W16A
18.4-26	DW16A	W15L, DW15A
18.4-28	W16L	W16A, W15L
17.5L-24	W15L	
19.5L-24 (10 PR & BELOW)	DW16A	W16L, W15L
19.5L-24 (12 PR & UP)	DW16A	
11L-15SL	8LB	10LB
11L-16SL	W8L	8LB, W10L, 10LB
21L-24 (10 PR & BELOW)	DW18A	W18L
21L-24 (12 PR & UP)	DW18A	
21L-28 (10 PR)	DW18A	W18L
21L-28 (14 PR)	DW18A	DW18L
480/45-17	16.00	
420/70-24	W13	W12, W14L
14.5/75-16.1SL	16.1xW11C	
10.5/80-18	W9	9, W8
12.5/80-18	W9	11
LSW495-762	30xDW15A	
LSW320-597	597x267LSW	

BIAS SKID STEER

Tire size	Recommended Rim	Approved rims
5.70-12NHS	4.50I-70	4.50I-90, 5JA
7.00-15SS	5.50F	
8.25-15NHS	6LB	
10-16.5NHS	8.25 (15°)	
12-16.5NHS	9.75 (15°)	
14-17.5NHS	10.50 (15°)	
15-19.5NHS	11.75 (15°)	12.25 (15°)
18x8.50-10	7.00 I-55	7.00 I-70,I-90
20x8.00-10NHS	7.00 I-70	6.00E, 7.00E, 7.00I-55, 7.00I-90
23x8.50-12NHS	7.00 I-70	7.00 I-90, 7JA
23x8.50-14NHS	7.00 I-70	7.00 I-90, 7JA
26x12.0-12NHS	10.50 I-70	81/2JA, 10.50 I-90, 8.50 I-70, 8.50 I-90
27x8.50-15NHS	7JA	
27x10.50-15NHS	8LB	
27x12.5-15NHS	10LB	
28x8.50-15NHS	7JA	
30.5x12.00-16.5NHS	9.75 (15°)	
31x15.50-15NHS	13LB	
33x14.50-16.5NHS	12.00 (15°)	
33x15.50-16.5NHS	12.00 (15°)	
43x16.00-20NHS	W14LH	W14L
LSW265-521	521x210LSW	
LSW305-546	546x248LSW	
LSW350-597	597x267LSW	
LSW385-648	648x317LSW	

** Tubeless

BIAS COMPACTOR

Tire size	Recommended Rim	Approved rims
6.00-16NHS	4.00E	4.25KA, 4.50E
8.5/90-15K	5.50F	
7.50-15NHS	6.0	6.5
9.00-20NHS	7.0	7.5
11.00-20NHS	8.0	8.5

TIRE HANDLING

CAUTION DO NOT DAMAGE BEAD

1. Do not insert forks inside wheel hole.
2. Lift with rope sling or round fork or padded forks having 6-inch minimum diameter **-OR-**
3. Lift on the outside circumfrence only.

TIRE STORAGE

OTR Tires are designed to withstand the usage conditions of their respective application, but in order to achieve their full performance potential they must be maintained appropriately, which includes the condition in which they are stored in order to minimize the chance of experiencing an ozone/weather cracking condition.

The rubber compounds that are exposed to the atmosphere are formulated to resist deterioration caused by ozone. Although, said rubber compound properties evolve due to their service and storage conditions. Improper storage may result in various tire conditions to develop including weather/ozone cracking (also known as veneer cracking, dry rot, weather checking, or crazing).

In order to help avoid potential tire degradation, maximize tire performance, and ultimately prevent premature removals, Titan recommends the following best practices:

Unmounted Tire or Mounted Tire/Wheel Assembly

Area

- Indoor (preferred)
- Outdoors (if necessary):
  - Protect with an opaque waterproof covering with air vent openings to prevent creating a heat box or steam bath effect
- **AVOID:**
  - Storing near ozone generating sources which causes rubber to oxidize:
    - Sources of ozone include: Electric motors/machines, engine exhaust, welding equipment, battery chargers, transformers, and mercury vapor lamps. Other equipment that may produce sparks or electrical discharges should also be avoided.
    - Do not exceed an 0.08ppm ozone level
  - Exposure to volatile solvents/substances and/or petroleum based products:
    - Oil, fuels, lubricants, acids, disinfectants, and other chemicals should not be kept in storage room
  - Higher altitudes; this can accelerate tire degradation

Temperature/Lighting

- Ideally, a storage temperature of approximately 72°F (22°C)) should be targeted
- **AVOID:**
  - Above 50°C (122°F) as this condition may be accelerated.
  - Direct contact with piping and radiators
  - Storing next to heaters, open flames, or other incandescent units
  - Direct sunlight
  - Strong artificial light with a high ultra-violet content

Ground Surface Conditions:

- Clean, cool, dry, dark, and well ventilated, but with minimal circulating air
- Store tires raised off the storage area's surface to minimize exposure to moisture or damage, such as on a pallet or a storage rack
- Pallets should be free of damage, protruding nails, and/or sharp burrs and have a flat, smooth surface to further avoid unwanted indentations to the tire
- Remove any water that has collected in an unmounted tire prior to mounting
- **AVOID:**
  - Placing on black asphalt or other heat absorbent surfaces
  - Storing adjacent to highly reflective surfaces (i.e. sand or snow covered ground)
  - Storing on piers or other open/unprotected areas

INFLATION PRESSURE

Under Inflation

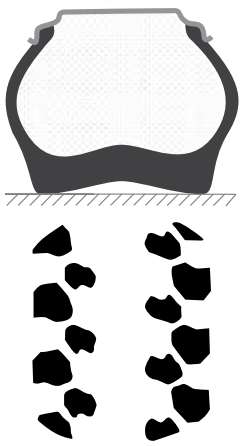

Proper Inflation



Over Inflation



Lower & Mid Sidewall Awl Holes

Air/gas seeping through vent holes in the lower and mid sidewall is normal in any fabric working Off-The-Road (OTR) tire and should never be interpreted as the cause of internal tire inflation pressure loss.

THE PURPOSE OF AWL HOLE

Fabric ply tires can build-up gases under pressure within the tire cord body. There can be several reasons for this build-up of intracarcass pressure in the tire casing:

- Air can be trapped in the tire casing during the tire building process. It is forced into the cords during curing, and is completely normal.
- Air can go into the casing during vehicle operation as no tire innerliner is totally resistant to air permeation. This happens regardless of innerliner gauge or material.
- Tests have shown that a working tire will build 25 to 35 lbs. pres sure in the carcass (Internal pressure within the actual plies).

In order to help OTR tires bleed air/gas from their casings, they are awled in the lower, mid, and/or upper sidewall only down to the plies. These awling holes allow this carcass pressure buildup to escape.

How to Investigate Pressure Loss

The only way to properly investigate an air loss complaint is by checking air pressure daily. Depending on when tire air loss was first documented, follow the procedures below:

If a drop in inflation pressure is recorded shortly after initial mount up, the following should be checked:

- O-Ring
  - Fit and air retention capabilities
  - Was it pinched during installation?
  - Was it butted together and glued to create an O-Ring?
- Valve-Stem Hardware
  - Ensure all components are tight, including valve stem
  - Ensure the cap is on tight as it is the primary air seal. It also helps to prevent dirt, dust, and water damage to the core
- Proper bead seating
  - It can sometimes take several days to become fully seated
- Proper rim parts
  - Clean, not mixing manufacturers
  - Correct flange height for the tire
- If the above are inspected without issue, dismount the tire and check for anomalies
  - If an awl hole had been drilled through, it would lose air immediately

If a drop in inflation pressure is recorded long after initial mount up, the following should be checked:

- Look for a puncture in the tire, which could go through the innerliner
- O-Ring
  - Fit and air retention capabilities
    - In overload conditions, O-Rings can be pinched
- Valve-Stem Hardware
  - Make sure all components are tight, including valve stem
  - Ensure the cap is on tight as it is the primary air seal. It also helps to prevent dirt, dust, and water damage to the cores
- Check rim components for any signs of wear/failure

MEASURING TREAD WEAR

Tires With Tread Depth Indicator

Two Scribes

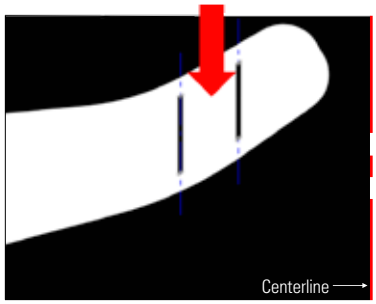

Measure in between scribes.

One Scribe

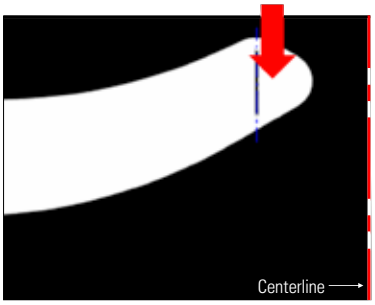

Measure next to the scribe on centerline side.

Smooth Tires

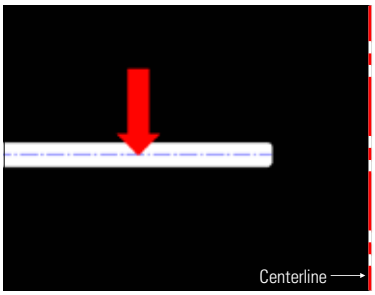

Measure in indicator groove.

Tires Without Tread Depth Indicator

Logger Lug, LS 150, HK 458

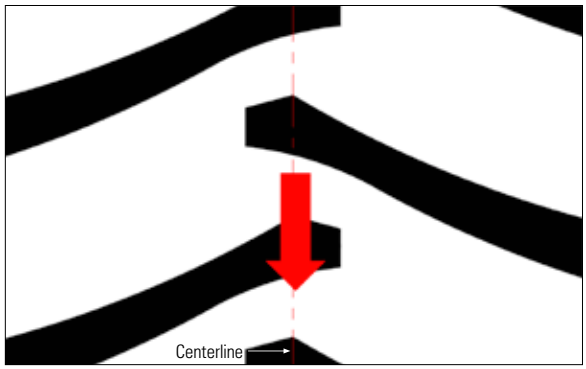

Open tread pattern tires measure at centerline. If there is a tie-bar at centerline, add the height of the tie-bar.

Logger Lug YL33R3 & YL3R65

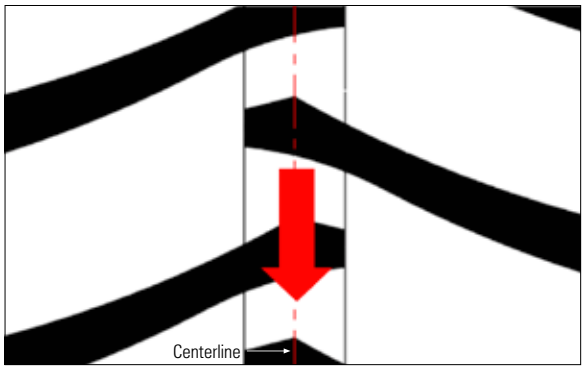

Logger Lug with tie-bar (YL33R3, YL3R65) measure at centerline and add 66/32 full depth

Super LCM



Measure 1/3 width of tread from centerline.

CH 150 & CM 150

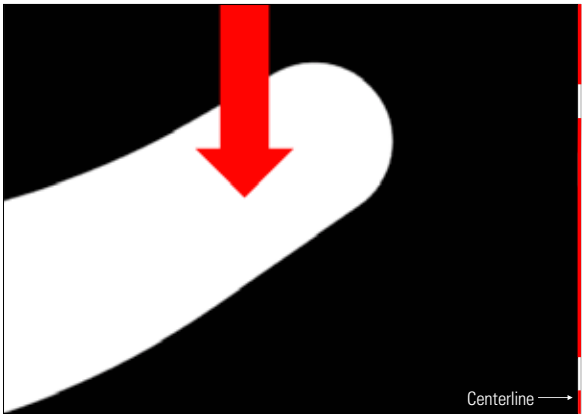

Measure, halfway between centerline and shoulder.

IMPORTANT SAFETY INFORMATION

⚠ WARNING

To prevent SERIOUS INJURY or DEATH:

- **ONLY specially trained personnel, using the proper procedures and tools, shall service tires.**
- **ALWAYS read and fully understand all procedures before tire/wheel servicing.**
- **ALWAYS STAND CLEAR of trajectory zone.**
- **ONLY assemble a tire and rim after you have positively identified and correctly matched the tire and rim diameter**
- **ALWAYS use a tire cage or other approved restraining devices when inflating tires.**
- **NEVER exceed the recommended inflation pressure on the sidewall of the tire you are inflating.**

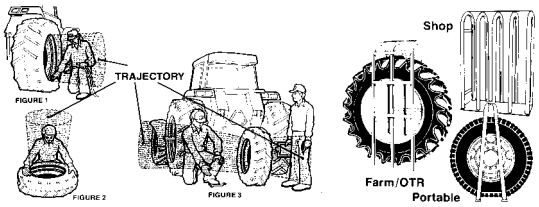

Your employer is responsible for providing proper procedures and training for tire technicians. See Occupational Safety and Health Administration (OSHA), 29 CFR 1910.177, Servicing of Single Piece and Multi-Piece Rim Wheels.

Additional information go to www.titan-intl.com or call 1 (800) 872-2327

1. Personal Protective Equipment

ALWAYS wear adequate protective eyewear (or face shield), protective footwear, and ear protection.

2. For all tires

- ALWAYS follow the blocking, jacking, or cribbing of the vehicle/equipment guidance provided by the vehicle/equipment manufacturer.
- ONLY use properly diluted tire lubricant (nonflammable vegetable or soap-based). NEVER use concentrated tire lubricant or it may not completely evaporate and residue could cause tire to slip. NEVER use petroleum based lubricants, silicone or antifreeze.
- NEVER use starter fluid, ether, gasoline, or other flammable materials and/or accelerants to lubricate the beads of a tire or there may be an explosive separation of the tire/wheel during servicing or during use.
- NEVER inflate over the maximum psi as indicated on each tire or the manufacturer's guidance.
- When seating tire beads, NEVER exceed the maximum psi for the tire or 40 psi for any multi-piece rim or 35 psi for single piece rim.
- NEVER stand, lean, or reach over the tire rim/wheel assembly in the tire cage or other approved restraining devices during inflation.

3. Single Piece Rims (Drop Center Rims)

3.1 Terminology

1. Rim Size (Nominal Bead Seat Diameter)
2. Rim Width
3. Rim Inside Dia.
4. Bead Seat Area
5. Flange
6. Flange Height
7. Valve Hole (Location and size can vary)

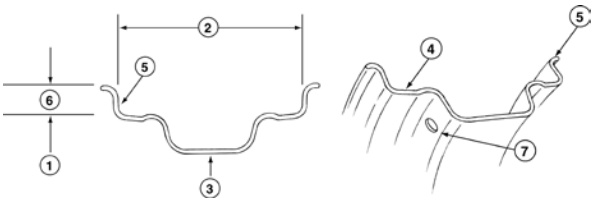

3. Single Piece Rims (Drop Center Rims)

3.2 Demounting

Tools Required

Cap and core removal tools, hydraulic bead unseating tool, two tire irons (36" if ON vehicle or 18" if OFF vehicle), wire and diluted tire lubricant.

1.	Remove any fluid fill from tire.	
2.	Always remove the valve core and exhaust all air. Use exhaust muffler if applicable. Check valve stem not plugged by inserting a wire through the valve stem. For tube type tires, remove the rim nut and push valve through valve hole. **NOTE:** ALWAYS deflate both tires, if ON vehicle AND vehicle has a dual tire assembly.	
3.	Use hydraulic bead unseating tool between the tire bead and rim flange and force the bead off the bead seat.	
	If ON vehicle: Unseat bead on both sides of rim.	**If OFF vehicle:** Lay tire and rim down with the narrow ledge of the rim closer to the floor and unseat bead. Then turn tire and rim over with narrow ledge (or short side of rim) up and unseat bead.
4.	Lubricate the tire bead area and rim flange with diluted tire mounting lubricant.	
5.	**If ON vehicle:** Lock the wheel with the valve at the top. At the bottom, force the outside bead into the well. At the top, insert both 36" tire irons under the bead and pry the bead over the rim flange.	**If OFF vehicle:** Force the part of the bead that is directly across from the valve into the well. Starting at the valve, insert both 18" tire irons under the bead and pry the bead over the rim flange.

CONTINUES ON NEXT PAGE

6. After the first section of the bead is over the rim flange, use one tire iron to pry the next section over the flange. Continue prying tire over rim flange until the entire tire bead is on the outside of the rim flange.
NOTE: DO NOT attempt to pry too large a section of the bead over the rim flange at one time. Leave one tool in position and place the second about five (5) inches away. Repeat in successive steps until the tire bead is completely unseated. Avoid extremely hard prying, which will damage the tire bead.

7. For tube-type tires, pull the tube out of the casing, starting at the bottom.
If OFF vehicle: bring tire and rim upright position before pulling tube out of the tire.

If only the tube requires repair or replacement, the tube can be removed, repaired, and replaced in the tire without removing the tire completely from the wheel. Before reinstalling the tube, thoroughly inspect the inside of the tire for damage or other foreign material. Remove any remaining fluid from inside the tire.

8. To completely remove the tire from the rim:

If ON vehicle:
Insert tire irons under the inside bead at the side of the tire. Pry the inside bead over the rim flange. Before starting, check the bead area on the opposite side of the tire is down in the well of the rim.

If OFF vehicle:
Turn assembly over so the narrow ledge is closer to the ground and lubricate the second tire bead and rim flange. Before starting, check the bead area on the opposite side of the tire is down in the well of the rim and insert the tire irons under the opposite side of the bead.

3.3 Mounting

WARNING

To prevent SERIOUS INJURY or DEATH:

- **ALWAYS check the tire matches the rim diameter designation. NEVER mount a tire that is too large or too small for the rim. Rims of different diameters and tapers CANNOT be interchanged.**
- **ALWAYS remove water and foreign material from tire.**
- **INSPECT rim for damage, pitting from corrosion, cracks or if bent out of shape. If damage is found, DO NOT use. Mark or tag as unserviceable and remove from service area.**
- **INSPECT tubes and tires for excessive wear, cracks, tears, punctures, blisters, or other damage. DO NOT use if damage is found. Replace with good tube or tire.**

Tools Required

Two tire irons (36" if ON vehicle or 18" if OFF vehicle), diluted tire lubricant, wire brush, locking pliers, rubber mallet, valve retrieval tool (tube-type tires), extension hose with in-line gauge and clip-on air chuck, air/water inflation gauge, tire cage or other approved restraining devices.

1. Use a wire brush to clean and inspect rim for fatigue cracks.

If damage is found, DO NOT use. Mark or tag as unserviceable and remove from service area. Replace any cracked, badly worn, damaged and severely rusted rims or wheels. Do not attempt to rework, weld, heat, or braze any rim base or wheel components under any circumstances.

Coat the rim with paint or a rust inhibitor if necessary. Follow procedures and safety precautions of the paint manufacturer.

2. Thoroughly lubricate both tire beads and rim flanges with diluted tire mounting lubricant.

3. **If ON vehicle:**
Before placing tire on rim, check valve hole is at the bottom of wheel. Check directional tread tires are mounted for correct rotation direction.
To put the tire on the wheel, place the inner bead over the flange at the top. Check bead is not "hung up" on bead seat; instead the bead is in the rim well, while the tire irons and/or rubber mallet are used to work the first bead over the rim.

If OFF vehicle:
Lay the rim on the floor with the narrow ledge on the top. Check directional tread tires are mounted for correct rotation direction. Push the bottom bead over the rim flange as far as possible. Use 18" tire irons to work the first tire bead completely over the rim flange, taking small bites and being careful not to damage the bead.

4. For tubeless tires, skip to step 7. For tube type tires:

If ON vehicle:
With the first bead on the rim, pull the tire toward the outside of the rim as far as possible to make room for the tube. Be sure valve is at the bottom of the wheel. Align the stem with the valve hole and starting at the bottom, insert tube into tire. Place the valve in valve hole and screw the rim nut in place. The tube should be partially inflated and areas contacting the rim should be re-lubricated to prevent localized stretching Check tube is inside rim before proceeding.

If OFF vehicle:
Partially inflate the tube and insert it into the tire casing with the valve located near the valve hole in the rim. Attach a valve retrieval tool to the valve and thread the tool through the valve hole.
NOTE: You may want to use a block to raise the tire to make it easier to insert the tube.

5. Starting opposite the valve, use the tire irons to lift the outer bead up and over the rim flange, then down into the rim well. Be careful not to pinch the tube.
If OFF vehicle, locking pliers may be used to prevent tire slipping off the back of the rim.

6. Centering of the tire and rim assembly is extremely important to prevent broken beads.
If ON vehicle, with the valve stem at the bottom, lower the jack until the tire is centered on the rim.

7. Place a tire cage or other approved restraining devices over the rim and tire. Using an extension hose with an in-line air gauge and clip-on chuck (with valve core removed), inflate the tire to seat the beads.

NEVER inflate over the maximum psi as indicated on each tire or the manufacturer's guidance. When seating tire beads, NEVER exceed the maximum psi for the tire or 35 psi for single piece rim.

Check for concentric centering of tire on rim. For tubeless tires, successful mounting depends on how well the shape of the tire has been maintained. If the beads are in or near their molded position, they can be seated by inflating the tire, through the valve. Where the beads have been squeezed together, the use of an inflator ring (either horizontally or vertically) will be required to provide a seal between the tire bead and rim.

If assembly is incorrect, – STOP – DEFLATE – CORRECT THE ASSEMBLY – repeat procedure.

8. If ON vehicle: raise vehicle and rotate wheel assembly so valve at the top (12 o'clock position).
If the tire is tube-type, completely deflate by removing the valve core housing to remove buckles and uneven stresses from the tube and flap before re-inflation.

9. If assembly is correct, re-insert the valve core (for tube-type tires) and continue to inflate to recommended pressure

10. Remove tire cage or other approved restraining devices.

4. Three Piece Rims

4.1 Terminology

1. Rim Size (Nominal Bead Seat Diameter)
2. Rim Width
3. Rim Inside Dia.
4. Bead Seat Area
5. Flange-Fixed
6. Flange Height
7. Valve Hole (Location and size can vary)
8. Flange-Removable (Side Ring)
9. Lock Ring
10. O-Ring (For tubeless application only)
11. 28˚ Mounting Bevel (utilized for demountable application only)
12. Rim Stop Plate (Used for demountable application only; size, shape and location can vary.)
13. O-Ring Groove
14. Lock Ring Groove
15. Gutter Portion of Rim

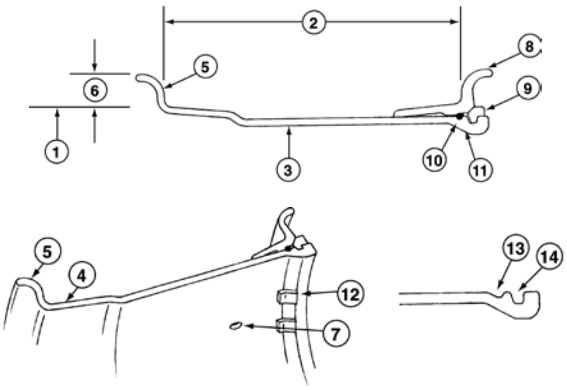

4.2 Demounting

Tools Required

One (1) straight tire iron, two (2) gooseneck tire irons, hydraulic bead unseating tool, diluted tire lubricant, wire and valve core removal tool.

1.	**If OFF vehicle:** place the assembly on block on the floor with loose side flange side up.
2.	Drive the goose-necked end of two gooseneck tire iron tools between the tire and side flange about five (5) inches apart.
3.	Pry both tools down and out. Leave one tool in position and place the second about five (5) inches away. Repeat in successive steps until the tire bead is completely unseated
4.	After the tire bead is unseated, stand on side flange and tire sidewall to depress the side flange down along the rim base. Pry the lock ring loose, starting at the split then remove the lock ring.
5.	Hold the side flange down with hooked end of gooseneck tire iron to remove the "O" ring from ring groove. Cut and discard the "O" ring and replace with a new "O" ring.
6.	Remove the side flange.
7.	Turn tire and rim over and unseat second bead by inserting both gooseneck tire iron tools between tire and fixed rim flange as in step 3. Repeat steps 2 and 3 until the tire bead is completely broken loose from the rim on the fixed flange side. Lift rim base out of tire.

4.3 Mounting

WARNING

To prevent SERIOUS INJURY or DEATH:

- **ALWAYS check the tire matches the rim diameter designation. NEVER mount a tire that is too large or too small for the rim. Rims of different diameters and tapers CANNOT be interchanged..**
- **ALWAYS remove water and foreign material from tire.**
- **INSPECT rim for damage, pitting from corrosion, cracks or if bent out of shape. If damage is found, DO NOT use. Mark or tag as unserviceable and remove from service area.**
- **INSPECT tubes and tires for excessive wear, cracks, tears, punctures, blisters, or other damage. DO NOT use if damage is found and replace with good tube or tire.**

Tools Required

Two tire irons (36" if ON vehicle or 18" if OFF vehicle), diluted tire lubricant, wire brush, locking pliers, rubber mallet, valve retrieval tool (tube-type tires), extension hose with in-line gauge and clip-on air chuck, air/water inflation gauge, tire cage or other approved restraining devices.

1.	Use a wire brush to clean the rim base and all components thoroughly. Clean all dirt and rust from inter-locking faces of multi-piece rim components, particularly the gutter sections that hold the lock ring and "O" ring in place.
2.	Inspect rim base and wheel components for cracks, wear, corrosion and damage. **• If damage is found, DO NOT use. Mark or tag as unserviceable and remove from service area.** **• Inspect all wheel components to verify the components meet the manufacturer's standards.** **• Replace any cracked, badly worn, damaged and severely rusted parts and rims.** **• Do not attempt to rework, weld, heat, or braze any rim base or wheel components under any circumstances.** Verify the replacement parts are the correct size, type and manufacturer for the wheel to be assembled.
3.	Coat the rim with paint or a rust inhibitor if necessary. Follow procedures and safety precautions of the paint manufacturer.
4.	Inspect tire for wear, cracks, tears, punctures and other damage. Tires with excessive or uneven wear, cracks, tears, punctures, blisters or other damage may explode during inflation or service.
	If damage is found, DO NOT use. Mark or tag as unserviceable and remove from service area. Tire should be destroyed and replaced with good tire of correct size, type and manufacturer for assembly, machine, and application. **If concerned about the condition of the rim base, wheel components, or tire - STOP - contact the manufacturer or distributor for assistance.**
5.	Install valve on rim. Follow valve manufacturer's recommendations and installation instructions.
6.	**IF OFF vehicle:** place rim base on blocks with fixed flange side down. Lubricate both bead seats with diluted tire lubricant. Place tire over rim base.
7.	Double check the parts and rim base are all compatible. Place side flange over rim base and push straight down with hands as far as possible. Make sure side flange does not bind on rim base.

CONTINUES ON NEXT PAGE

8. Lubricate a new rubber “O” ring. Place “O” ring in groove on one side. Stretch “O” ring and snap it into place. DO NOT roll “O” ring into place.
Lubricate the entire “O” ring area.
For 20” bead diameter and larger or flat base rims, ONLY use water to lube the bead and rim flange areas.
NOTE: You may need to hold the side flange down with the flat end of a gooseneck tire iron to expose the “O” ring groove.

9. Stand on side flange to position it below both grooves in the rim base and snap lock ring into lock ring (upper) groove. Check lock ring is installed with the correct side facing you.

10. Check components are correctly assembled and lock ring is fully seated in gutter.
When a driver key is used, make sure the gap in the lock ring is at least 6” away from the driver key.

11. Place rim and tire in a tire cage or other approved restraining devices during tire inflation. Use a clip-on chuck with an in-line pressure gauge and enough hose so you can stay away from the potential trajectory danger zone.

    WITH VALVE CORE REMOVED: Inflate to approximately 3 psi and check for proper engagement of all components.

    If assembly is correct, install valve core and inflate to recommended pressure.

    If assembly is incorrect, STOP – DEFLATE – CORRECT THE ASSEMBLY – AND REPEAT PROCEDURE.

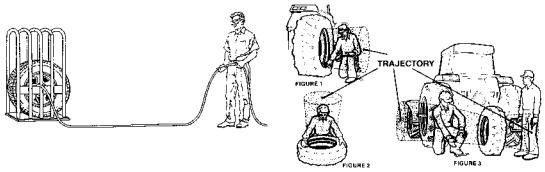

Never attempt to align or seat side flange, lock ring or other components by inflation, hammering, welding, heating or brazing.

Never inflate beyond manufacturer’s recommended tire pressure.

12. Remove tire cage or other approved restraining devices.

5. Five Piece Rims

5.1 Terminology

1. Rim Size (Bead Seat Diameter)
2. Rim Width
3. Rim Inside Dia.
4. Back Flange Portion of Rim Base
5. Center Band Portion of Rim Base
6. Gutter Band Portion of Rim Base
7. Rim Base (Entire Shaded Area)
8. Bead Seat Band (Removable, Gutter Side only)
9. Lock Ring
10. O-Ring
11. Flange, Inner (Removable)
12. Flange, Outer (Removable) *Note: Inner and Outer Flanges are identical
13. 28˚ Mounting Bevel
    (Utilized for demountable application only)
14. Valve Hole (Location, size and configuration can vary)
15. O-Ring Groove
16. Knurl (Located on Back Flange Portion of Rim Base and Bead Seat Band tire mating surfaces)
17. Lock Ring Groove (size and shape can vary depending on style of lock ring)
18. Pry Bar Pocket [not shown] (continuous gap entire circumference on some items)

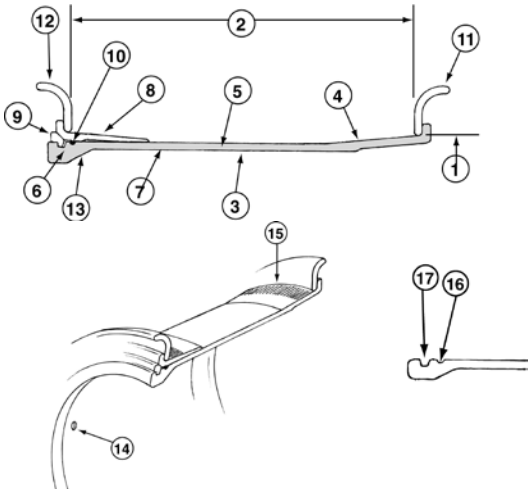

Crimped on Style Driver

1. Lock Ring
2. Crimped on driver
3. Notch in gutter portion of rim
4. Notch in bead seat band

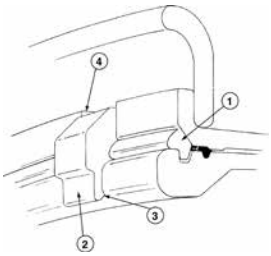

Loose Style Driver

1. Gutter Portion of Rim Base
2. 28˚ Mounting Bevel
3. Rim Stop Plates (location, style and size can vary)

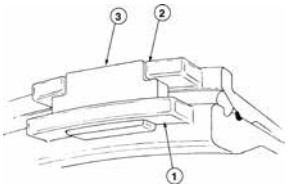

Demountable Type Rims

1. Driver Pocket (welded on gutter portion of rim base)
2. Driver Pocket (welded on bead seat band)
3. Driver Key – See Outboard Driver Keys.

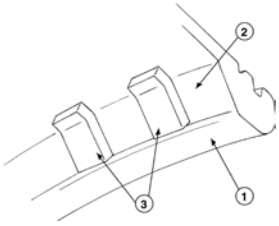

Valve Hole Styles

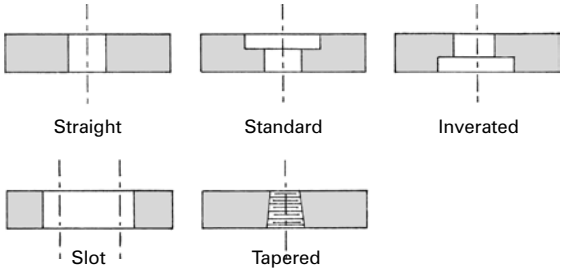

5.1.1 Driver Keys

Driver Keys are used on rims in high torque and/or low inflation pressure applications to help prevent circumferential movement of the rim components. Look for an "M" or "L" near the end of the style designation (part number).

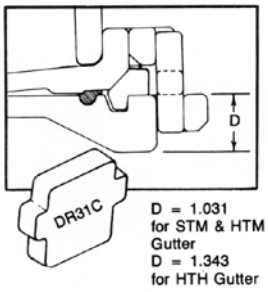

The DR31C driver key is used on rim bases with 1.0" and 1.3" approximate thickness gutter sections; basic styles STM, HTM, HTHM and HTHL.

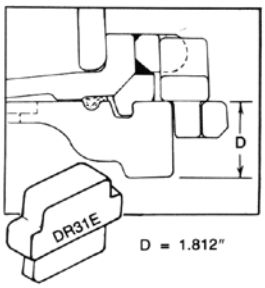

The DR31E driver key is used on rim bases with the 1.8" approximate thickness gutter section; basic style HTEL.

1. Align driver pockets in bead seat band and base.

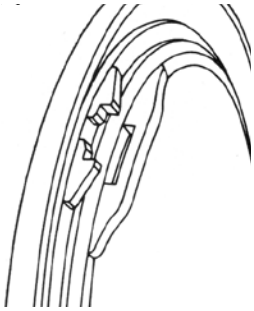

2. Inset driver key into driver pocket on base.

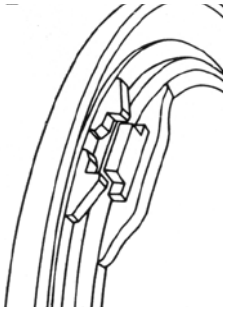

3. Make certain all parts are aligned properly, as shown, before inflation.

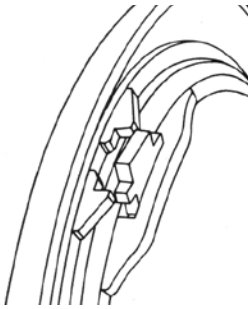

4. The bead seat band and pocket will move out and lock the driver key during inflation.

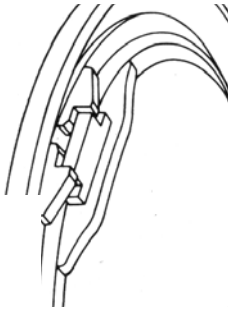

5.1.2 Titan "W" Series Rims

ALWAYS check part numbers carefully before rim assembly. Titan's "W" series lock rings are NOT INTERCHANGEABLE with other types.

Correct Assembly:

"W" style lock ring with grooves assembled with "W" style rim base.

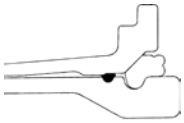

Examples of Improper Assembly:

DO NOT USE a "W" lock ring with old rim base or an older lock ring with "W" style rim base.
Both will have poor fit and a gap between lock ring and gutter.

ALWAYS reassemble using proper components.

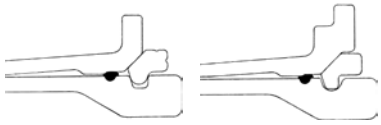

"W" Style Lock Ring

A "W" appears after the part number, which is stamped on the 45 degree face near the lock ring split (e.g. LR49W for a 49" rim).
A circumferential groove gives the ring a unique appearance. This lock ring can only be used with the new "W" style gutters.

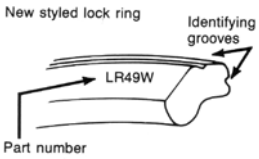

"W" Style Rim Base

There are two types of rim bases: older versions contain a "T" in the part number and newer versions contains a "W."
A caution is stamped on the faces of the "W" style rim base to only use with a "W" style lock ring.

OLD	NEW
B1735HTHGD	B1735RWHGD
B3239HTEL	B3239RWEL

Bead Seat Bands

There are two types of bead seat bands: older versions contain an "H" in the part number and newer versions contain an "R."
The R and H Bead Seats are interchangeable.

OLD	NEW
BB49HTG	BB49RTG
BB39HTL	BB28RTL

5.2 Demounting

Tools Required

If ON vehicle: Lifting device or boom truck, hydraulic bead unseating tool, gooseneck tire iron, straight tire iron, wire and valve core removal tool.

If OFF vehicle: Hydraulic bead unseating tool, two (2) straight tire irons, valve core removal tool, wire and a screwdriver.

If ON vehicle		If OFF vehicle	
1.	Jack, crib and block the vehicle/equipment per the manufacturer's instructions.	1.	Place the assembly gutter side up on blocks.

CONTINUES ON NEXT PAGE

If ON vehicle	If OFF vehicle
2. Always completely deflate tire (and both tires of a dual assembly) by removing valve core(s) from valve(s). Check the valve stem by running a piece of wire through the stem to make sure it is not plugged.	2. Always completely deflate tire by removing valve core from valve. Check the valve stem by running a piece of wire through the stem to make sure it is not plugged.
3. Place the hook of the hydraulic demounting tool into one of the pry bar pockets. A continuous lip is provided on some bases. Adjust the ram adjusting screw to enable the tool to be perpendicular to the wheel when under pressure.	3. Remove the lock ring, using two tire irons. **NOTE:** If this is not possible, the tire bead may be unseated as shown in step 4 with the lock ring and "O" ring in place. These items must be removed before removal of bead seat bands and flanges in step 7.
4. Apply pressure and depress the flange about 3/4." If necessary, release the pressure to readjust the tool. Place the end of the gooseneck tire iron between the flange and the lip of the bead seat band and release the pressure. Then place the hook of the hydraulic demounting tool under the lip of the bead seat band and continue the procedure around the rim; then slowly apply pressure until the tire bead is COMPLETELY unseated.	4. Remove the "O" ring by prying the bead seat band back and inserting a pry bar or screwdriver under the "O" ring and pulling it from the groove. ALWAYS cut and discard the "O" ring and replace with a new "O" ring.
5. Remove Driver Key if present – see Driver Key	5. Place hook of the hydraulic demounting tool into one of the pry bar pockets. A continuous lip is provided on some bases. Adjust the ram adjusting screw to enable the tool to remain vertical when under pressure. In some cases, the pressure foot may have to be removed to ensure a good hold. If necessary, release pressure and readjust the ram adjusting screw. Depress flange about 1/2"-3/4" and place a nut or similar object between the flange and the lip of the bead seat band by laying it on the rim flange and sliding it into position with a screwdriver.
6. Remove the lock ring with a pry bar, starting near the split and working around the ring.	6. Release the pressure and move about 2 feet around the rim or to the next pocket for the second bite. Continue the procedure until the tire bead is unseated. Do not use tool in the vicinity of the butt weld area of the bead seat band, the flanges, or rim base.

If ON vehicle	If OFF vehicle
7. Remove the "O" ring by prying the bead seat band back and inserting a pry bar or screwdriver under the "O" ring and pulling it from the groove. ALWAYS cut and discard the "O" ring and replace with a new "O" ring.	7. Remove bead seat band using hoist or pry bars.
8. Use a gooseneck tire iron under the flange to pry the bead seat band loose, with assistance of lifting device, carefully lower the bead seat band to the ground and roll it out of the way.	8. Remove outer flange using a hoist or pry bars.
9. With assistance or a lifting device, remove the outer flange, then carefully lower it to the ground and roll it out of the way.	9. Turn assembly over and repeat tire bead unseating procedure on the backside. (Steps 4 & 5)
10. To unseat the inner tire bead, use either the hydraulic demounting tool as used on the outer bead or a shorty ram between the frame of the vehicle and the back flange.	10. Lift rim base from tire using hoist.
11. Remove the tire using a boom truck and sling or a tire handler. Remove the inner flange to complete the disassembly.	11. Remove inner flange. **NOTE:** You may want to use a more powerful hydraulic demounting tool with a longer stroke. Use caution to avoid bending the flange or breaking the butt weld. Follow procedure outlined in step 5.

5.3 Mounting

WARNING

To prevent SERIOUS INJURY or DEATH:

- **ALWAYS check the tire matches the rim diameter designation. NEVER mount a tire that is too large or too small for the rim. Rims of different diameters and tapers CANNOT be interchanged.**
- **ALWAYS remove water and foreign material from tire.**
- **INSPECT rim for damage, pitting from corrosion, cracks or if bent out of shape. If damage is found, DO NOT use. Mark or tag as unserviceable and remove from service area.**

Tools Required

Lifting device or boom truck, One (1) straight tire iron, two (2) gooseneck tire irons, approved tire lubricant, rubber mallet, extension hose with in-line gauge and clip-on air chuck, air/water inflation gauge, tire cage or other approved restraining devices.

1.	Use a wire brush to clean the rim base and all components thoroughly. Clean all dirt and rust from inter-locking faces of multi-piece rim components, particularly the gutter sections that hold the lock ring and "O" ring in place.

CONTINUES ON NEXT PAGE

2.	Inspect rim base and wheel components for cracks, wear, corrosion and damage. • **If damage is found, DO NOT use. Mark or tag as unserviceable and remove from service area.** • **Inspect all wheel components to verify the components meet the manufacturer's standards.** • **Replace any cracked, badly worn, damaged and severely rusted parts and rims.** • **Do not attempt to rework, weld, heat, or braze any rim base or wheel components under any circumstances.** Verify the replacement parts are the correct size, type and manufacturer for the wheel to be assembled.

If ON vehicle		If OFF vehicle	
3.	Position the outer flange on the rim base with the help of the boom.	3.	Place rim base on blocks (4" to 6" high) on floor, gutter side up. Place inner flange on rim base and lubricate tire beads. Place tire on rim using tire handler or hoist with sling.
4.	Place the bead seat band on the rim base with the help of the boom. Be sure driver pocket on bead seat band lines up with pocket on rim base.	4.	Depress the tire so the lower tire bead is driven onto the back 5˚ Bead Seat taper on the rim. This will expose more of the gutter at the upper side of the rim base.
5.	Use the boom to hold the rim components out of the way. Place a new, lubricated "O" ring into the "O" ring groove, then lubricate the entire "O" ring area with diluted tire lubricant. Snap "O" ring into place by placing in groove on one side, stretching like rubber band and seating on opposite side.	5.	Place the outer flange over the rim base on the tire.
6.	Start the lock ring in the lock ring groove and push or walk it into place.When a driver key is used, make sure the gap in the lock ring is at least 6" away from the driver key.	6.	Place the bead seat band on the rim base. If present, driver pockets must be aligned. Due to limited clearance between bead seats and rim base, bead seat band will bind if cocked slightly. Band should slide freely over base. **DO NOT hammer bead seat band into place!** If necessary, remove and re-install, or use mallet to tap, lightly upward on the bead seat band to seat properly.
7.	Check components (lock rings, bead seat and flanges) to make sure the parts are correctly assembled. NOTE: Lock rings should be fully seated in gutter around the circumference. Insert Driver Key – see Driver Key section.	7.	Place a new, lubricated "O" ring into the "O" ring groove, then lubricate the entire "O" ring area with diluted tire lubricant. Snap "O" ring into place by placing in groove on one side, stretching like rubber band and seating on opposite side.

If ON vehicle	If OFF vehicle	
	8.	Start the lock ring in the lock ring groove and push or walk it into place. When a driver key is used, make sure the gap in the lock ring is at least 6" away from the driver key.
	9.	Insert Driver Key as required in pockets.

For ON and OFF vehicle

Place rim and tire in a tire cage or other approved restraining devices during tire inflation. Use a clip-on chuck with an in-line pressure gauge and enough hose so you can stay away from the potential trajectory danger zone.

WITH VALVE CORE REMOVED: Inflate to approximately 3 psi and check for proper engagement of all components.

If assembly is correct, install valve core and inflate to recommended pressure.

If assembly is incorrect, STOP – DEFLATE – CORRECT THE ASSEMBLY – AND REPEAT PROCEDURE.

Never attempt to align or seat side flange, lock ring or other components by inflation, hammering, welding, heating or brazing.

Never inflate beyond manufacturer's recommended tire pressure.

Then remove tire cage or other approved restraining devices.

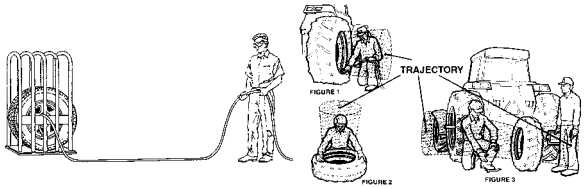

6. Additional Resources

Occupational Safety and Health Administration (OSHA), https://www.osha.gov/

- 29 CFR 1910.177, Servicing of Single Piece and Multi-Piece Rim Wheels
- Demounting and Mounting Procedures for Tube-type Truck and Bus Tires Chart – Tire Chart (OSHA 3402)
- Demounting and Mounting Procedures for Tubeless Truck and Bus Tires Chart – Tire Chart (OSHA 3401)
- Multi-Piece Rim Matching Chart – Tire Chart (OSHA 3403 - 2011)
- Servicing Multi-Piece and Single – Piece Rim Wheels 29 CFR 1910.177 Manual – Tire Chart (OSHA 3421 - 2014)

U.S. Tire Manufacturers Association, https://www.ustires.org/publications

- Care and Service of Commercial Truck and Bus Tires
- Demounting and Mounting Procedures for Passenger and Light Truck Tires Wall Chart

Tire Industry Association, https://www.tireindustry.org

- Basic Earthmover Tire Service (ETS) Training Kit
- Basic Farm Tire Service Training Kit
- OTR Tire Mount/Demount Training Program

TITAN MOVES THE WORLD.®

TITAN®

1 (800) 872-2327 | www.titan-intl.com/

TITAN MOVES THE WORLD®
070T01EN032022 © 2022 Titan International, Inc. All Rights Reserved. TWI, Quincy, IL. Materials and specifications are subject to change without notice.
Goodyear is a registered trademark of The Goodyear Tire & Rubber Company.